

LEAP Document 12
1988-89 Basic Education Salaries

DATE: 20-Apr-89
TIME: 14:15 HRS

CC DDD NAME

DERIVED BASE SALARIES
FOR CERTIFICATED
INSTRUCTIONAL STAFF


SALARY ALLOCATIONS
FOR CERTIFICATED
ADMINISTRATIVE STAFF

SALARY ALLOCATIONS
FOR CLASSIFIED STAFF

01 109 WASHTUCNA	17,600	50,968	18,712
01 122 BENGE	17,720	29,619	20,097
01 147 OTHELLO	17,600	42,828	19,613
01 158 LIND	17,600	56,851	18,599
01 160 RITZVILLE	17,600	48,530	19,732
02 250 CLARKSTON	17,600	45,453	19,675
02 420 ASOTIN-ANATONE	17,600	43,898	17,441
03 017 KENNEWICK	17,600	41,914	19,324
03 050 PATERSON	17,600	44,145	16,701
03 052 KIONA-BENTON	17,600	47,692	19,507
03 053 FINLEY	17,600	46,538	19,360
03 116 PROSSER	17,600	48,642	19,296
03 400 RICHLAND	17,600	45,280	19,421
04 019 MANSON	17,600	50,700	19,340
04 069 STEHEKIN	17,600	52,014	15,210
04 127 ENTIAT	17,600	60,700	18,930
04 129 LAKE CHELAN	18,093	41,263	19,839
04 222 CASHMERE	17,600	54,835	19,655
04 228 CASCADE	17,600	48,932	19,342
04 246 WENATCHEE	17,698	47,278	19,689
05 121 PORT ANGELES	17,600	47,844	19,220
05 313 CRESCENT	17,600	49,543	19,259
05 323 SEQUIM	17,600	42,692	19,675
05 401 CAPE FLATTERY	17,600	47,986	19,193
05 402 QUILLAYUTE VALLEY	17,600	46,505	19,325
06 037 VANCOUVER	17,600	47,505	19,352
06 098 HOCKINSON	17,600	48,417	17,944
06 101 LACENTER	17,600	49,117	17,439
06 103 GREEN MOUNTAIN	17,721	63,189	18,956
06 112 WASHOUGAL	17,600	44,179	19,760
06 114 EVERGREEN	17,600	42,485	19,442
06 117 CAMAS	17,600	50,627	19,771
06 119 BATTLE GROUND	17,600	46,466	19,261
06 122 RIDGEFIELD	17,600	49,067	19,229
07 002 DAYTON	17,600	41,976	19,534
07 035 STARBUCK	17,600	26,885	17,506
08 122 LONGVIEW	17,600	44,479	19,417
08 130 TOUTLE LAKE	17,600	53,481	19,818
08 401 CASTLE ROCK	17,600	44,521	20,163
08 402 KALAMA	17,600	45,384	18,761
08 404 WOODLAND	17,600	45,503	19,408
08 458 KELSO	17,627	44,804	19,134
09 013 ORONDO	18,679	42,225	17,592
09 075 BRIDGEPORT	17,600	49,084	19,980
09 102 PALISADES	17,600	25,910	19,372
09 206 EASTMONT	17,786	47,439	19,187
09 207 MANSFIELD	17,600	60,651	19,999
09 209 WATERVILLE	17,600	45,593	19,480

I hereby certify that this is LEAP Document 12 referenced in the 1989-91 Appropriations Act
(Engrossed Substitute Senate Bill 5352).

 8/1/89
Bob Fitchitt, LEAP Administrator Dated

 8-1-89
Notary Public Dated

LEAP Document 12
1988-89 Basic Education Salaries


DATE: 20-Apr-89
TIME: 14:15 HRS

<u>CC DDD NAME</u>	<u>DERIVED BASE SALARIES FOR CERTIFICATED INSTRUCTIONAL STAFF</u>	<u>SALARY ALLOCATIONS FOR CERTIFICATED ADMINISTRATIVE STAFF</u>	<u>SALARY ALLOCATIONS FOR CLASSIFIED STAFF</u>
10 003 KELLER	17,600	29,842	18,839
10 050 CURLEW	17,600	60,640	19,272
10 065 ORIENT	17,600	55,887	19,665
10 070 INCHELIUM	17,600	52,282	18,524
10 309 REPUBLIC	17,600	41,859	18,814
11 001 PASCO	17,600	44,626	19,708
11 051 NORTH FRANKLIN	17,600	46,078	19,332
11 054 STAR	17,600	33,854	15,322
11 056 KAHLOTUS	17,600	44,847	17,671
12 110 POMEROY	17,600	49,777	19,748
13 073 WAHLUKE	17,600	54,193	18,270
13 144 QUINCY	17,600	45,514	19,714
13 146 WARDEN	17,600	47,470	19,551
13 151 COULEE-HARTLINE	17,600	51,284	18,542
13 156 SOAP LAKE	17,600	43,699	19,696
13 160 ROYAL	17,600	45,212	19,400
13 161 MOSES LAKE	17,600	45,810	19,014
13 165 EPHRATA	17,600	44,029	18,641
13 167 WILSON CREEK	17,600	64,989	19,623
13 301 GRAND COULEE DAM	17,600	44,437	18,931
14 005 ABERDEEN	17,600	45,396	19,362
14 028 HOQUIAM	17,600	47,323	19,225
14 064 NORTH BEACH	17,600	52,298	19,593
14 065 MC CLEARY	17,804	48,529	20,594
14 066 MONTESANO	17,600	45,054	19,583
14 068 ELMA	17,600	45,051	20,409
14 077 TAHOLAH	17,725	58,915	18,416
14 097 QUINAULT	17,600	45,588	19,876
14 099 COSMOPOLIS	17,613	45,214	17,975
14 104 SATSOP	17,600	28,176	17,209
14 117 WISHKAH VALLEY	17,600	58,905	20,304
14 172 OCOSTA	17,600	44,747	19,842
14 400 OAKVILLE	17,600	63,556	20,423
15 201 OAK HARBOR	17,945	43,229	19,265
15 204 COUPEVILLE	17,600	44,454	18,530
15 206 SOUTH WHIDBEY	17,600	45,169	19,978
16 020 QUEBETS-CLEARWATER	17,600	46,648	19,875
16 046 BRINNON	17,600	33,734	16,544
16 048 QUILCENE	17,600	64,047	18,751
16 049 CHIMACUM	17,600	46,599	20,214
16 050 PORT TOWNSEND	17,642	41,751	19,159
17 001 SEATTLE	17,951	46,197	23,224
17 210 FEDERAL WAY	17,600	41,626	19,239
17 216 ENUMCLAW	17,600	44,661	19,112
17 400 MERCER ISLAND	17,600	48,982	19,895
17 401 HIGHLINE	17,600	48,344	19,507
17 402 VASHON ISLAND	17,600	50,420	18,338
17 403 RENTON	17,600	44,961	19,604

I hereby certify that this is LEAP Document 12 referenced in the 1989-91 Appropriations Act

(Engrossed Substitute Senate Bill 5352)


Bob Fitchitt, LEAP Administrator 8/1/89
Dated


Notary Public 8-1-89
Dated

LEAP Document 12

1988-89 Basic Education Salaries

DATE: 20-Apr-89


TIME: 14:15 HRS

<u>CC DDD NAME</u>	<u>DERIVED BASE SALARIES FOR CERTIFICATED INSTRUCTIONAL STAFF</u>	<u>SALARY ALLOCATIONS FOR CERTIFICATED ADMINISTRATIVE STAFF</u>	<u>SALARY ALLOCATIONS FOR CLASSIFIED STAFF</u>
17 404 SKYKOMISH	17,600	66,858	19,843
17 405 BELLEVUE	17,647	47,297	21,598
17 406 SOUTH CENTRAL	17,600	54,751	19,528
17 407 RIVERVIEW	17,600	48,216	18,980
17 408 AUBURN	17,600	44,264	19,571
17 409 TAHOMA	17,600	44,373	19,822
17 410 SNOQUALMIE VALLEY	17,600	43,487	19,114
17 411 ISSAQUAH	17,600	45,978	19,023
17 412 SHORELINE	17,600	48,888	20,826
17 414 LAKE WASHINGTON	17,687	47,243	19,566
17 415 KENT	17,600	43,455	19,351
17 417 NORTSHORE	18,572	43,916	20,026
18 100 BREMERTON	17,600	45,334	20,512
18 303 BAINBRIDGE ISLAND	17,600	46,805	19,334
18 400 NORTH KITSAP	17,600	44,720	20,047
18 401 CENTRAL KITSAP	17,600	44,075	18,966
18 402 SOUTH KITSAP	17,600	45,767	19,784
19 007 DAMMAN	17,600	25,735	14,290
19 028 EASTON	17,600	43,506	19,287
19 400 THORP	17,701	44,651	20,293
19 401 ELLENSBURG	17,600	45,662	19,198
19 403 KITTITAS	17,600	45,737	19,237
19 404 CLE ELUM-ROSLYN	17,600	48,294	19,707
20 094 WISHRAM	17,600	56,653	18,459
20 203 BICKLETON	17,600	56,617	19,475
20 215 CENTERVILLE	17,643	28,108	19,034
20 400 TROUT LAKE	17,600	49,545	16,673
20 401 GLENWOOD	17,600	49,938	19,374
20 402 KLUCKITAT	17,600	54,644	16,451
20 403 ROOSEVELT	17,600	29,749	16,155
20 404 GOLDENDALE	17,600	43,658	19,129
20 405 WHITE SALMON	17,600	50,830	19,000
20 406 LYLE	17,600	51,060	18,972
21 014 NAPA VINE	17,600	52,330	19,743
21 018 VADER	18,182	37,956	18,422
21 036 EVALINE	17,715	24,791	18,443
21 206 MOSSYROCK	17,600	50,045	18,825
21 214 MORTON	17,600	48,182	19,869
21 226 ADNA	17,600	52,937	18,042
21 232 WINLOCK	17,600	47,084	18,966
21 234 BOISTFORT	17,759	46,324	16,089
21 237 TOLEDO	17,600	46,724	18,969
21 300 ONALASKA	17,600	45,766	19,218
21 301 PE ELL	17,600	51,910	20,138
21 302 CHEHALIS	17,600	44,361	19,533
21 303 WHITE PASS	17,600	45,021	18,597
21 401 CENTRALIA	17,600	48,855	18,997
22 008 SPRAGUE	17,600	51,391	19,800
22 009 REARDAN-EDWALL	17,600	45,678	19,036
22 017 ALMIRA	17,600	59,142	18,309

I hereby certify that this is LEAP Document 12 referenced in the 1989-91 Appropriations Act

(Engrossed Substitute Senate Bill 5352)

 8/1/89
 Bob Fitchitt, LEAP Administrator Dated

 8-1-89
 Notary Public Dated

LEAP Document 12
1988-89 Basic Education Salaries

DATE: 20-Apr-89
TIME: 14:15 HRS

CC DDD NAME

DERIVED BASE SALARIES
FOR CERTIFICATED
INSTRUCTIONAL STAFF

SALARY ALLOCATIONS
FOR CERTIFICATED
ADMINISTRATIVE STAFF

SALARY ALLOCATIONS
FOR CLASSIFIED STAFF

22 073 CRESTON	17,600	58,628	18,600
22 105 ODESSA	17,600	48,341	18,958
22 200 WILBUR	17,600	56,202	18,792
22 204 HARRINGTON	17,600	66,858	18,736
22 207 DAVENPORT	17,600	49,244	19,442
23 042 SOUTHSIDE	18,101	29,850	18,104
23 054 GRAPEVIEW	17,600	48,615	17,402
23 309 SHELTON	17,600	46,776	19,780
23 311 MARY M KNIGHT	17,600	58,329	20,092
23 402 PIONEER	17,600	37,831	18,004
23 403 NORTH MASON	17,600	41,906	19,720
23 404 HOOD CANAL	17,600	46,721	20,575
24 014 NESPELEM	17,600	53,090	17,635
24 019 OMAK	17,600	48,811	18,976
24 105 OKANOGAN	17,600	45,970	19,976
24 111 BREWSTER	17,600	45,390	19,755
24 122 PATEROS	17,600	45,617	19,269
24 350 METHOW VALLEY	17,600	55,983	19,845
24 404 TONASKET	17,600	47,103	18,892
24 410 OROVILLE	17,600	44,954	20,174
25 101 OCEAN BEACH	17,600	50,806	19,124
25 116 RAYMOND	17,600	46,581	19,207
25 118 SOUTH BEND	17,600	43,467	19,082
25 155 NASELLE GRAYS RIV	17,600	54,060	18,894
25 160 WILLAPA VALLEY	17,600	42,389	19,057
25 200 NORTH RIVER	17,600	51,368	17,628
26 056 NEWPORT	17,600	44,612	19,020
26 059 CUSICK	17,600	57,467	19,535
26 070 SELKIRK	17,600	43,121	18,549
27 001 STEILACOOM HIST.	17,600	46,240	19,832
27 003 PUYALLUP	18,188	43,148	19,498
27 010 TACOMA	17,600	43,106	21,917
27 083 UNIVERSITY PLACE	17,600	41,841	18,928
27 320 SUMNER	17,632	45,575	19,296
27 343 DIERINGER	17,600	49,155	19,454
27 344 ORTING	17,600	46,003	19,156
27 400 CLOVER PARK	17,600	45,737	19,145
27 401 PENINSULA	17,600	46,999	19,715
27 402 FRANKLIN PIERCE	17,600	48,596	19,043
27 403 BETHEL	17,600	46,124	19,656
27 404 EATONVILLE	17,737	44,351	19,290
27 406 CARBONADO	17,600	55,398	18,700
27 416 WHITE RIVER	17,600	44,587	19,445
27 417 FIFE	17,600	46,739	19,294
28 010 SHAW	18,171	36,854	21,040
28 137 ORCAS ISLAND	17,600	42,721	19,763
28 144 LOPEZ ISLAND	18,021	48,594	19,454
28 149 SAN JUAN	17,600	47,463	19,448
29 011 CONCRETE	17,600	49,516	18,542
29 100 BURLINGTON EDISON	17,600	45,155	18,745

I hereby certify that this is LEAP Document 12 referenced in the 1989-91 Appropriations Act

(Engrossed Substitute Senate Bill 5357)


Bob Fitchitt, LEAP Administrator

8/1/89
Dated


Notary Public

8-1-89
Dated

LEAP Document 12
1988-89 Basic Education Salaries

DATE: 20-Apr-89
TIME: 14:15 HRS

<u>CC DDD NAME</u>	<u>DERIVED BASE SALARIES FOR CERTIFICATED INSTRUCTIONAL STAFF</u>	<u>SALARY ALLOCATIONS FOR CERTIFICATED ADMINISTRATIVE STAFF</u>	<u>SALARY ALLOCATIONS FOR CLASSIFIED STAFF</u>
29 101 SEDRO WOOLLEY	17,600	42,374	19,773
29 103 ANACORTES	17,600	46,098	19,567
29 311 LA CONNER	17,600	51,123	19,609
29 317 CONWAY	17,600	48,500	18,281
29 320 MT VERNON	17,600	41,925	19,174
30 002 SKAMANIA	17,600	57,360	21,184
30 029 MOUNT PLEASANT	17,600	26,365	22,105
30 031 MILL A	17,600	40,831	20,042
30 303 STEVENSON-CARSON	17,600	45,178	18,850
31 002 EVERETT	18,715	48,404	20,904
31 004 LAKE STEVENS	17,600	50,334	19,606
31 006 MUKILTEO	18,042	47,378	19,022
31 015 EDMONDS	17,812	46,598	19,124
31 016 ARLINGTON	17,600	45,118	19,613
31 025 MARYSVILLE	18,517	44,710	19,250
31 063 INDEX	17,600	27,140	19,485
31 103 MONROE	17,600	46,601	18,930
31 201 SNOHOMISH	17,600	47,666	19,699
31 306 LAKEWOOD	17,600	44,333	19,310
31 311 SULTAN	17,600	42,312	19,014
31 330 DARRINGTON	17,720	52,670	18,756
31 332 GRANITE FALLS	17,600	44,650	19,664
31 401 STANWOOD	17,600	43,653	19,217
32 081 SPOKANE	17,600	43,613	18,898
32 123 ORCHARD PRAIRIE	17,600	25,532	19,286
32 312 GREAT NORTHERN	17,600	27,115	18,114
32 325 NINE MILE FALLS	17,600	49,639	18,997
32 326 MEDICAL LAKE	17,600	43,861	19,385
32 354 MEAD	17,600	41,257	19,318
32 356 CENTRAL VALLEY	17,600	42,103	19,948
32 358 FREEMAN	17,600	44,180	19,742
32 360 CHENEY	17,600	45,857	19,395
32 361 EAST VALLEY	17,600	44,443	19,205
32 362 LIBERTY	17,600	46,453	19,081
32 363 WEST VALLEY	17,600	49,332	19,152
32 414 DEER PARK	17,600	45,704	19,450
32 416 RIVERSIDE	17,600	45,934	19,636
33 030 ONION CREEK	17,600	29,311	18,330
33 036 CHEWELAH	17,600	44,499	20,132
33 049 WELLPINIT	17,600	58,855	17,881
33 070 VALLEY	17,600	50,028	19,619
33 115 COLVILLE	17,600	43,302	17,423
33 183 LOON LAKE	17,715	43,401	14,742
33 202 SUMMIT VALLEY	17,600	27,134	16,579
33 205 EVERGREEN	17,600	30,966	16,075
33 206 COLUMBIA	17,600	66,858	19,509
33 207 MARY WALKER	17,600	50,485	17,322
33 211 NORTHPORT	17,600	53,767	19,574
33 212 KETTLE FALLS	17,600	43,588	19,910
34-002 YELM	17,600	47,460	19,435

I hereby certify that this is LEAP Document 12 referenced in the 1989-91 Appropriations Act
(Engrossed Substitute Senate Bill 5532).

Bob Fitchitt 8/1/89
Bob Fitchitt, LEAP Administrator Dated

Debbie Johnson 8-1-89
Notary Public Dated

LEAP Document 12

1988-89 Basic Education Salaries

DATE: 20-Apr-89

TIME: 14:15 HRS

<u>CC DDD NAME</u>	<u>DERIVED BASE SALARIES FOR CERTIFICATED INSTRUCTIONAL STAFF</u>	<u>SALARY ALLOCATIONS FOR CERTIFICATED ADMINISTRATIVE STAFF</u>	<u>SALARY ALLOCATIONS FOR CLASSIFIED STAFF</u>
34 003 NORTH THURSTON	17,600	44,676	18,835
34 033 TUMWATER	17,600	47,714	18,872
34 111 OLYMPIA	17,600	46,141	19,716
34 307 RAINIER	17,600	47,688	18,994
34 324 GRIFFIN	17,600	38,914	18,807
34 401 ROCHESTER	17,600	43,802	19,641
34 402 TENINO	17,600	42,171	19,474
35 200 WAHKIAKUM	17,600	43,052	19,100
36 101 DIXIE	17,600	49,363	17,611
36 140 WALLA WALLA	17,600	44,883	19,609
36 250 COLLEGE PLACE	17,600	45,951	19,357
36 300 TOUCHET	17,600	46,322	17,264
36 400 COLUMBIA	17,600	44,098	18,917
36 401 WAITSBURG	17,600	55,342	18,850
36 402 PRESCOTT	17,600	53,709	20,550
37 501 BELLINGHAM	17,600	45,072	18,946
37 502 FERNDALE	17,600	47,088	19,264
37 503 BLAINE	17,600	47,237	19,987
37 504 LYNDEN	17,600	41,151	19,366
37 505 MERIDIAN	17,600	42,739	19,215
37 506 NOOKSACK VALLEY	17,600	43,338	19,718
37 507 MOUNT BAKER	17,600	42,571	18,947
38 126 LACROSSE	17,600	54,526	19,961
38 264 LAMONT	17,600	50,604	19,425
38 265 TEKO	17,600	61,305	19,600
38 267 PULLMAN	17,600	44,454	19,823
38 300 COLFAX	17,600	44,852	19,577
38 301 PALOUSE	17,600	54,034	19,963
38 302 GARFIELD	17,600	52,791	18,562
38 304 STEPTOE	17,600	31,490	20,017
38 306 COLTON	17,600	54,822	18,582
38 308 ENDICOTT	17,600	61,332	17,626
38 320 ROSALIA	17,600	57,588	19,742
38 322 ST JOHN	17,600	66,858	19,016
38 324 OAKESDALE	17,600	59,716	17,797
39 002 UNION GAP	17,600	49,748	19,178
39 003 NACHES VALLEY	17,600	48,309	19,284
39 007 YAKIMA	17,600	49,335	19,757
39 090 MOXEE	17,600	45,308	19,921
39 119 SELAH	17,600	48,476	19,683
39 120 MABTON	17,600	51,620	20,424
39 200 GRANDVIEW	17,600	46,288	18,600
39 201 SUNNYSIDE	17,600	41,216	18,876
39 202 TOPPENISH	17,614	48,568	19,035
39 203 HIGHLAND	17,600	49,183	19,369
39 204 GRANGER	17,600	47,907	18,966
39 205 ZILLAH	17,600	47,412	19,188
39 207 WAPATO	17,600	46,618	18,671
39 208 WEST VALLEY	17,600	43,805	19,165
39 209 MOUNT ADAMS	17,600	48,813	18,598
1988-89 STATE-WIDE AVERAGE		45,679	19,731

I hereby certify that this is LEAP Document 12 referenced in the 1989-91 Appropriations Act

(Engrossed Substitute Senate Bill 5352).

Bob Fitchitt
Bob Fitchitt, LEAP Administrator

8/1/89
Dated

Debbie Johnson
Notary Public
Dated 8-1-89