


.....CERTIFICATED INSTRUCTIONAL.....	
CNTY DIST NAME	1986-87 BASE SAL
01 109 WASHTUCNA	14,441
01 122 BERGE	16,998
01 147 OHELLO	16,552
01 158 LIND	16,075
01 160 RITZVILLE	16,273
02 250 CLARKSTON	16,284
02 420 ASOTIN-ANATONE	16,775
03 017 KENNEWICK	16,606
03 050 PATERSON	16,095
03 052 KIONA-BENTON	16,152
03 053 FINLEY	16,395
03 116 PROSSER	16,512
03 400 RICHLAND	16,872
04 019 MANSON	16,295
04 069 STEHEKIN	14,857
04 127 ENTIAT	16,119
04 129 LAKE CHELAN	16,764
04 228 CASCADE	16,152
04 222 CASHMERE	15,923
04 246 WENATCHEE	16,876
05 121 PORT ANGELES	16,679
05 313 CRESCENT	16,436
05 323 SEQUIM	16,575
05 401 CAPE FLATTERY	16,650
05 402 QUILLAYUTE VALLEY	16,603
06 037 VANCOUVER	16,723
06 098 HOCKINSON	16,550
06 101 LACENTER	15,796
06 103 GREEN MOUNTAIN	17,000
06 112 WASHOUGAL	16,525
06 114 EVERGREEN	16,684
06 117 CAMAS	16,587
06 119 BATTLE GROUND	16,316
06 122 RIDGEFIELD	16,331
07 002 DAYTON	16,463
07 035 STARBUCK	16,912
08 118 CARROLLS	15,777
08 122 LONGVIEW	16,747
08 130 TOUTLE LAKE	15,928
08 401 CASTLE ROCK	16,503
08 402 KALAMA	16,601
08 404 WOODLAND	16,747
08 453 KELSO	16,735
09 013 ORONDO	17,431
09 075 BRIDGEPORT	16,169
09 102 PALISADES	16,705
09 206 EASTMONT	16,778
09 207 MANSFIELD	16,001
09 209 WATERVILLE	16,172

I hereby certify that this is LEAP Document 11 referenced in the 1987-89 Supplemental Budget (House Bill 1264).


Bob Fitchitt, LEAP Administrator Dated 4/25/88


Notary Public Dated 4/25/88

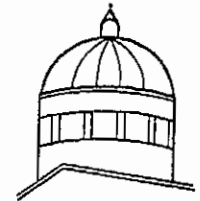


CNTY DIST NAMECERTIFICATED INSTRUCTIONAL.....
	1986-87
	BASE SAL
10 003 KELLER	16,992
10 050 CURLEW	15,941
10 065 ORIENT	15,043
10 070 INCHELIUM	16,293
10 309 REPUBLIC	16,015
11 001 PASCO	16,580
11 051 NORTH FRANKLIN	16,353
11 054 STAR	16,690
11 056 KAHLLOTUS	16,310
12 110 POMEROY	16,624
13 073 WAHLUKE	15,589
13 144 QUINCY	16,459
13 146 WARDEN	16,366
13 151 COULEE-HARTLINE	16,024
13 156 SOAP LAKE	16,608
13 160 ROYAL	16,757
13 161 MOSES LAKE	16,712
13 165 EPHRATA	16,628
13 167 WILSON CREEK	16,214
13 301 GRAND COULEE DAM	16,506
14 005 ABERDEEN	16,632
14 028 HOQUIAM	16,470
14 064 NORTH BEACH	15,594
14 065 MC CLEARY	16,370
14 066 MONTESANO	16,482
14 068 ELMA	16,444
14 077 TAHOLAH	16,627
14 097 QUINAULT	16,584
14 099 COSMOPOLIS	16,847
14 104 SATSOP	16,865
14 117 WISHKAH VALLEY	16,359
14 172 OCOSTA	16,432
14 400 OAKVILLE	16,109
15 201 OAK HARBOR	17,078
15 204 COUPEVILLE	16,299
15 206 SOUTH WHIDBEY	16,685
16 020 QUEETS-CLEARWATER	16,719
16 046 BRINNON	14,949
16 048 QUILCENE	16,429
16 049 CHIMACUM	16,302
16 050 PORT TOWNSEND	16,924
17 001 SEATTLE	17,285
17 210 FEDERAL WAY	16,887
17 216 ENUMCLAW	16,834
17 400 MERCER ISLAND	16,632
17 401 HIGHLINE	16,501
17 402 VASHON ISLAND	16,309
17 403 RENTON	16,486

I hereby certify that this is LEAP Document 11 referenced in the 1987-89 Supplemental Budget (House Bill 1264).

Bob Fitchitt 4/25/88
Bob Fitchitt, LEAP Administrator Dated

Phyllis B. Mattman 4/25/88
Notary Public Dated




CNTY DIST NAMECERTIFICATED INSTRUCTIONAL.....
1986-87
BASE SAL

17 404 SKYKOMISH	14,815
17 405 BELLEVUE	16,935
17 406 SOUTH CENTRAL	16,376
17 407 RIVERVIEW	16,550
17 408 AUBURN	16,751
17 409 TAHOMA	16,543
17 410 SNOQUALMIE VALLEY	16,413
17 411 ISSAQUAH	16,909
17 412 SHORELINE	16,463
17 414 LAKE WASHINGTON	16,976
17 415 KENT	16,471
17 417 NORTHSHORE	17,817
18 100 BREMERTON	16,646
18 303 BAINBRIDGE ISLAND	16,042
18 400 NORTH KITSAP	16,512
18 401 CENTRAL KITSAP	16,514
18 402 SOUTH KITSAP	16,549
19 007 DAMMAN	16,500
19 028 EASTON	16,871
19 400 THORP	16,980
19 401 ELLENSBURG	16,742
19 403 KITTITAS	16,216
19 404 CLE ELUM-ROSLYN	16,416
20 094 WISHRAM	15,656
20 203 BICKLETON	15,880
20 215 CENTERVILLE	16,925
20 400 TROUT LAKE	16,379
20 401 GLENWOOD	16,180
20 402 KLICKITAT	16,246
20 403 ROOSEVELT	16,988
20 404 GOLDENDALE	15,765
20 405 WHITE SALMON	16,081
20 406 LYLE	16,227
21 014 NAPAIVINE	15,840
21 018 VADER	16,960
21 036 EVALINE	17,000
21 206 MOSSYROCK	16,249
21 214 MORTON	15,990
21 226 ADNA	16,369
21 232 WINLOCK	16,213
21 234 BOISTFORT	16,483
21 237 TOLEDO	16,347
21 300 ONALASKA	16,531
21 301 PE ELL	16,257
21 302 CHEHALIS	16,548
21 303 WHITE PASS	16,639
21 401 CENTRALIA	16,502
22 008 SPRAGUE	16,240
22 009 REARDAN-EDWALL	16,366
22 017 ALMIRA	16,109

I hereby certify that this is LEAP Document 11 referenced in the 1987-89 Supplemental Budget (House Bill 1264).

Bob Fitchitt 4/25/88
Bob Fitchitt, LEAP Administrator Dated

Phyllis Mattman 4/25/88
Notary Public Dated



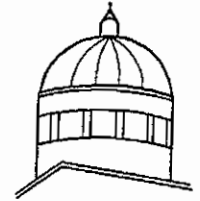
CNTY DIST NAMECERTIFICATED INSTRUCTIONAL.....
1986-87
BASE SAL

22 073 CRESTON	15,860
22 105 ODESSA	16,715
22 200 WILBUR	16,096
22 204 HARRINGTON	14,797
22 207 DAVENPORT	16,191
23 042 SOUTHSIDE	16,922
23 054 GRAPEVIEW	15,457
23 309 SHELTON	16,322
23 311 MARY M KNIGHT	16,385
23 402 PIONEER	16,216
23 403 NORTH MASON	16,499
23 404 HOOD CANAL	16,475
24 014 NESPELEM	16,133
24 019 OMAK	16,357
24 105 OKANOGAN	16,411
24 111 BREWSTER	16,425
24 122 PATEROS	16,642
24 350 METHOW VALLEY	16,099
24 404 TONASKET	16,326
24 410 OROVILLE	16,483
25 101 OCEAN BEACH	16,319
25 116 RAYMOND	16,358
25 118 SOUTH BEND	16,787
25 155 NASELLE GRAYS RIV	15,549
25 160 WILLAPA VALLEY	16,647
25 200 NORTH RIVER	16,813
26 056 NEWPORT	16,509
26 059 CUSICK	15,853
26 070 SELKIRK	16,673
27 001 STEILACOOM HIST.	16,233
27 003 PUYALLUP	17,459
27 010 TACOMA	16,724
27 083 UNIVERSITY PLACE	16,724
27 320 SUMNER	17,019
27 343 DIERINGER	16,616
27 344 ORTING	16,457
27 400 CLOVER PARK	16,403
27 401 PENINSULA	16,553
27 402 FRANKLIN PIERCE	16,397
27 403 BETHEL	16,723
27 404 EATONVILLE	17,088
27 406 CARBONADO	16,146
27 416 WHITE RIVER	16,403
27 417 FIFE	16,472
28 010 SHAW	17,431
28 137 ORCAS ISLAND	16,879
28 144 LOPEZ ISLAND	16,878
28 149 SAN JUAN	16,231
29 011 CONCRETE	16,327
29 100 BURLINGTON EDISON	16,806

I hereby certify that this is LEAP Document 11 referenced in the 1987-89 Supplemental Budget (House Bill 1264).

Bob Fitchitt 4/25/88
Bob Fitchitt, LEAP Administrator Dated

Phillip B. Matman 4/25/88
Notary Public Dated




CNTY DIST NAME	CERTIFICATED INSTRUCTIONAL.....
		1986-87
		BASE SAL
29	101 SEDRO WOOLLEY	16,726
29	103 ANACORTES	16,338
29	311 LA CONNER	16,469
29	317 CONWAY	16,584
29	320 MT VERNON	16,693
30	002 SKAMANIA	15,158
30	029 MOUNT PLEASANT	17,001
30	031 MILL A	16,005
30	303 STEVENSON-CARSON	16,410
31	002 EVERETT	17,935
31	004 LAKE STEVENS	16,426
31	006 MUKILTEO	16,997
31	015 EDMONDS	16,951
31	016 ARLINGTON	16,636
31	025 MARYSVILLE	17,763
31	063 INDEX	16,511
31	103 MONROE	16,461
31	201 SNOHOMISH	16,851
31	306 LAKEWOOD	16,490
31	311 SULTAN	16,434
31	330 DARRINGTON	16,319
31	332 GRANITE FALLS	16,458
31	401 STANWOOD	16,620
32	081 SPOKANE	16,739
32	123 ORCHARD PRAIRIE	16,493
32	312 GREAT NORTHERN	16,521
32	325 NINE MILE FALLS	16,566
32	326 MEDICAL LAKE	16,863
32	354 MEAD	16,621
32	356 CENTRAL VALLEY	16,740
32	358 FREEMAN	16,241
32	360 CHENEY	16,638
32	361 EAST VALLEY	16,417
32	362 LIBERTY	16,515
32	363 WEST VALLEY	16,483
32	414 DEER PARK	15,912
32	416 RIVERSIDE	16,193
33	030 ONION CREEK	16,334
33	036 CHEWELAH	16,445
33	049 WELLPINIT	16,312
33	070 VALLEY	16,363
33	115 COLVILLE	16,366
33	183 LOON LAKE	16,994
33	202 SUMMIT VALLEY	16,463
33	205 EVERGREEN	16,562
33	206 COLUMBIA	15,203
33	207 MARY WALKER	16,178
33	211 NORTHPORT	16,067
33	212 KETTLE FALLS	16,327
34	002 YELM	16,648

I hereby certify that this is LEAP Document 11 referenced in the 1987-89 Supplemental Budget (House Bill 1264).

Bob Fitchitt 4/25/88
Bob Fitchitt, LEAP Administrator Dated

Chyllie B. Mattman 4/25/88
Notary Public Dated



.....CERTIFICATED INSTRUCTIONAL.....

CNTY DIST NAME	1986-87 BASE SAL
34 003 NORTH THURSTON	16,499
34 033 TUMWATER	16,656
34 111 OLYMPIA	16,521
34 307 RAINIER	16,412
34 324 GRIFFIN	15,331
34 401 ROCHESTER	16,555
34 402 TENINO	16,409
35 200 WAHIAKUM	16,051
36 101 DIXIE	16,604
36 140 WALLA WALLA	16,766
36 250 COLLEGE PLACE	16,499
36 300 TOUCHET	15,993
36 400 COLUMBIA	16,484
36 401 WAITSBURG	16,375
36 402 PRESCOTT	16,487
37 501 BELLINGHAM	16,504
37 502 FERNDALE	16,638
37 503 BLAINE	16,297
37 504 LYNDEN	16,653
37 505 MERIDIAN	16,519
37 506 NOOKSACK VALLEY	16,376
37 507 MOUNT BAKER	16,704
38 126 LACROSSE	15,949
38 264 LAMONT	15,922
38 265 TEKOA	16,300
38 267 PULLMAN	16,535
38 300 COLFAX	16,604
38 301 PALOUSE	16,488
38 302 GARFIELD	16,203
38 304 STEPTOE	16,791
38 306 COLTON	15,843
38 308 ENDICOTT	16,483
38 320 ROSALIA	16,298
38 322 ST JOHN	16,109
38 324 OAKESDALE	16,051
39 002 UNION GAP	16,563
39 003 NACHES VALLEY	16,394
39 007 YAKIMA	16,504
39 090 MOXEE	16,384
39 119 SELAH	16,445
39 120 MABTON	16,271
39 200 GRANDVIEW	16,522
39 201 SUNNYSIDE	16,554
39 202 TOPPENISH	16,918
39 203 HIGHLAND	16,453
39 204 GRANGER	16,081
39 205 ZILLAH	16,000
39 207 WAPATO	16,426
39 208 WEST VALLEY	16,680
39 209 MOUNT ADAMS	16,441

I hereby certify that this is LEAP Document 11 referenced in the 1987-89 Supplemental Budget (House Bill 1264).

Bob Fitchitt 4/25/88
Bob Fitchitt, LEAP Administrator Dated

Phyllis B. Matman 4/25/88
Notary Public Dated