

# TABLE OF CONTENTS

<b>Subject</b>	<b>Page</b>
<b>I. 2003-05 Budget Overview</b> .....	1
Statewide Summary Report: 2003-05 Budget .....	2
<b>II. 2003-05 Omnibus Operating Budget Overview</b> .....	11
Balance Sheet .....	14
Cash Transfers .....	15
Adjustments to Initiative 601 Expenditure Limit .....	16
Appropriations Contained Within Other Legislation .....	17
<b>III. Revenues</b> .....	19
2003 Session Revenue Legislation .....	21
Revenue Legislation Narrative .....	23
Pie Chart: 2003-05 Forecast Revenue – March 2003 .....	32
<b>IV. Omnibus Operating Budget Comparisons</b> .....	33
Pie Chart: 2003-05 Omnibus Operating Budget .....	33
Statewide Summary Report: 2003-05 Operating Budget .....	34
<b>V. Omnibus Appropriations Act - Agency Detail</b> .....	45
Directory of Agency Detail Reports .....	45
Legislative .....	49
Judicial .....	59
Governmental Operations .....	69
Human Services .....	121
Department of Social & Health Services .....	125
Other Human Services .....	161
Natural Resources .....	185
Transportation .....	209
Public Schools .....	217
Higher Education .....	241
Other Education .....	263
Special Appropriations .....	273
<b>VI. 2003 Supplemental Operating Budget</b> .....	283
Balance Sheet .....	283
Statewide Summary Report .....	284
Detail Report .....	294
<b>VII. 2003-05 Transportation Budget</b> .....	321
Agency Summary Report .....	322
Pie Chart: Major Components by Agency .....	323
Budget Highlights .....	324
Fund Balances for Selected Funds .....	331

# TABLE OF CONTENTS

Subject	Page
<b>VII. 2003-05 Transportation Budget (continued)</b>	
Pie Chart: Components by Fund Type .....	332
Pie Chart: Major Components by Fund Source and Type.....	333
Fund Summary Report .....	334
Pie Chart: Operating and Capital Components .....	335
2003-05 Capital Project Lists .....	336
Directory of Agency Detail Reports.....	363
<b>VIII. 2003 Supplemental Transportation Budget .....</b>	<b>427</b>
Agency Summary Report .....	428
Table: Major Components by Agency.....	429
Detail Report.....	430
<b>IX. 2003-05 Capital Budget .....</b>	<b>435</b>
Budget Highlights.....	436
Bar Chart: Total Appropriations in the Capital Budget (14-Year History) .....	439
Pie Chart: Capital Budget by Functional Area – 2001-03 Enacted vs. 2003-05 Enacted .....	440
New Appropriations Project List .....	441
Alternative Finance Projects.....	451
Washington Wildlife & Recreation Program Projects – LEAP Capital Doc. No. 2003-45 .....	452
Trust Land Transfer Program – LEAP Capital Document No. 2003-17 .....	455
Aquatic Lands Enhancement Account Grant Funding – LEAP Capital Doc. No. 2003-32.....	456
Heritage Capital Projects .....	457
Community Services Facilities Program .....	458
Building for the Arts .....	459
Local Community Projects .....	460
Project Descriptions .....	461
<b>X. 2003 Supplemental Capital Budget .....</b>	<b>525</b>
2001-03 Capital Appropriations .....	526
New Appropriations Project List .....	527
2003 Supplemental Capital Budget Project Descriptions.....	529
<b>Appendix – Historical Comparisons .....</b>	<b>533</b>
Revenues .....	534
Bar Chart: 1993-95 through 2003-05 Revenues by Source.....	534
Table: 1993-95 through 2003-05 Revenues by Source .....	535
Operating Expenditures .....	536
Bar Charts: 1993-95 Expenditures through 2003-05 Budget .....	536
Tables: 1993-95 Expenditures through 2003-05 Budget.....	538
Table: 1993-95 Actual FTEs through 2003-05 Budget.....	540

# **2003-05 Budget Overview**

## ***Operating, Transportation, and Capital Budgets***

---

Washington State biennial budgets authorized by the Legislature in the 2003 Session total \$54.0 billion. The omnibus operating budget accounts for \$44.8 billion. The transportation budget and the omnibus capital budget account for \$4.8 billion and \$4.4 billion, respectively.

Separate overviews are included for each of the budgets. The overview for the omnibus operating budget can be found on page 11, the overview for the transportation budget is on page 324, and the overview for the omnibus capital budget is on page 436.

**2003-05 Washington State Budget**  
**Including 2003 Supplemental**  
**Total Budgeted Funds**

**TOTAL STATE**  
(Dollars in Thousands)

	<b>Omnibus Operating Budget</b>	<b>Transportation Budget</b>		<b>Capital Budget</b>		<b>Total</b>
		<b>Operating</b>	<b>Capital</b>	<b>New Approps</b>	<b>Reapprops</b>	
Legislative	136,394	2,374	0	500	164	139,432
Judicial	162,179	0	0	0	0	162,179
Governmental Operations	2,726,495	293	0	494,875	476,476	3,698,139
Human Services	19,469,485	0	0	320,146	120,613	19,910,244
Natural Resources	1,104,638	1,137	150	540,818	587,903	2,234,646
Transportation	123,957	1,588,865	2,862,553	37,915	17,700	4,630,990
Public Schools	11,906,608	0	0	405,307	246,137	12,558,052
Higher Education	7,400,500	0	0	759,657	374,959	8,535,116
Other Education	99,594	0	0	9,238	8,827	117,659
Special Appropriations	1,665,908	347,441	0	0	0	2,013,349
<b>Statewide Total</b>	<b>44,795,758</b>	<b>1,940,110</b>	<b>2,862,703</b>	<b>2,568,456</b>	<b>1,832,779</b>	<b>53,999,806</b>

*Note: This report includes all funds budgeted by the Legislature for the 2003-05 biennium through the 2003 session. In addition to amounts appropriated in the Omnibus Operating, Transportation, and Capital Budgets, the report includes budgeted but non-appropriated amounts of \$6.2 billion in the Omnibus Operating Budget and \$96.9 million in the Transportation Operating Budget.*

**2003-05 Washington State Budget**  
**Including 2003 Supplemental**  
**Total Budgeted Funds**

**LEGISLATIVE AND JUDICIAL**  
(Dollars in Thousands)

	<b>Omnibus Operating Budget</b>	<b>Transportation Budget</b>		<b>Capital Budget New</b>		<b>Total</b>
		<b>Operating</b>	<b>Capital</b>	<b>Approps</b>	<b>Reapprops</b>	
House of Representatives	56,387	0	0	0	0	56,387
Senate	45,219	0	0	0	0	45,219
Jt Leg Audit & Review Committee	3,344	0	0	500	164	4,008
Legislative Transportation Comm	0	2,374	0	0	0	2,374
LEAP Committee	3,455	0	0	0	0	3,455
Office of the State Actuary	2,616	0	0	0	0	2,616
Joint Legislative Systems Comm	15,320	0	0	0	0	15,320
Statute Law Committee	10,053	0	0	0	0	10,053
<b>Total Legislative</b>	<b>136,394</b>	<b>2,374</b>	<b>0</b>	<b>500</b>	<b>164</b>	<b>139,432</b>
Supreme Court	11,127	0	0	0	0	11,127
State Law Library	4,095	0	0	0	0	4,095
Court of Appeals	25,257	0	0	0	0	25,257
Commission on Judicial Conduct	1,828	0	0	0	0	1,828
Office of Administrator for Courts	105,927	0	0	0	0	105,927
Office of Public Defense	13,945	0	0	0	0	13,945
<b>Total Judicial</b>	<b>162,179</b>	<b>0</b>	<b>0</b>	<b>0</b>	<b>0</b>	<b>162,179</b>
<b>Total Legislative/Judicial</b>	<b>298,573</b>	<b>2,374</b>	<b>0</b>	<b>500</b>	<b>164</b>	<b>301,611</b>

**2003-05 Washington State Budget**  
**Including 2003 Supplemental**  
**Total Budgeted Funds**

**GOVERNMENTAL OPERATIONS**

(Dollars in Thousands)

	Omnibus Operating Budget	Transportation Budget		Capital Budget New		Total
		Operating	Capital	Approps	Reapprops	
Office of the Governor	12,543	0	0	0	0	12,543
Office of the Lieutenant Governor	1,098	0	0	0	0	1,098
Public Disclosure Commission	3,561	0	0	270	0	3,831
Office of the Secretary of State	81,907	0	0	100	0	82,007
Governor's Office of Indian Affairs	467	0	0	0	0	467
Asian-Pacific-American Affrs	388	0	0	0	0	388
Office of the State Treasurer	13,149	0	0	0	0	13,149
Office of the State Auditor	45,133	0	0	100	0	45,233
Comm Salaries for Elected Officials	240	0	0	0	0	240
Office of the Attorney General	182,263	0	0	0	0	182,263
Caseload Forecast Council	1,277	0	0	0	0	1,277
Dept of Financial Institutions	28,442	0	0	0	0	28,442
Dept Community, Trade, Econ Dev	396,606	0	0	435,311	351,125	1,183,042
Economic & Revenue Forecast Council	1,037	0	0	0	0	1,037
Office of Financial Management	75,318	0	0	150	3,141	78,609
Office of Administrative Hearings	24,669	0	0	0	0	24,669
Department of Personnel	42,575	0	0	0	0	42,575
State Lottery Commission	705,818	0	0	0	0	705,818
Washington State Gambling Comm	27,284	0	0	0	0	27,284
WA State Comm on Hispanic Affairs	408	0	0	0	0	408
African-American Affairs Comm	397	0	0	0	0	397
Personnel Appeals Board	1,725	0	0	0	0	1,725
Department of Retirement Systems	48,572	0	0	0	0	48,572
State Investment Board	13,362	0	0	0	0	13,362
Department of Revenue	175,679	0	0	0	0	175,679
Board of Tax Appeals	2,129	0	0	0	0	2,129
Municipal Research Council	4,621	0	0	0	0	4,621
Minority & Women's Business Enterp	1,990	0	0	0	0	1,990
Dept of General Administration	129,245	0	0	26,655	102,060	257,960
Department of Information Services	207,447	0	0	0	0	207,447
Office of Insurance Commissioner	32,938	0	0	0	0	32,938
State Board of Accountancy	1,985	0	0	0	0	1,985
Forensic Investigations Council	274	0	0	0	0	274
Washington Horse Racing Commission	4,609	0	0	0	0	4,609
WA State Liquor Control Board	159,608	0	0	0	0	159,608
Utilities and Transportation Comm	29,481	293	0	0	0	29,774
Board for Volunteer Firefighters	733	0	0	0	0	733
Military Department	185,462	0	0	30,244	20,150	235,856
Public Employment Relations Comm	7,300	0	0	0	0	7,300
Growth Management Hearings Board	3,003	0	0	0	0	3,003
State Convention and Trade Center	71,752	0	0	2,045	0	73,797
<b>Total Governmental Operations</b>	<b>2,726,495</b>	<b>293</b>	<b>0</b>	<b>494,875</b>	<b>476,476</b>	<b>3,698,139</b>

**2003-05 Washington State Budget**  
**Including 2003 Supplemental**  
**Total Budgeted Funds**

**HUMAN SERVICES**  
(Dollars in Thousands)

	<b>Omnibus Operating Budget</b>	<b>Transportation Budget</b>		<b>Capital Budget New</b>		<b>Total</b>
		<b>Operating</b>	<b>Capital</b>	<b>Approps</b>	<b>Reapprops</b>	
WA State Health Care Authority	538,159	0	0	0	0	538,159
Human Rights Commission	6,384	0	0	0	0	6,384
Bd of Industrial Insurance Appeals	30,149	0	0	0	0	30,149
Criminal Justice Training Comm	18,686	0	0	4,800	0	23,486
Department of Labor and Industries	472,499	0	0	0	0	472,499
Indeterminate Sentence Review Board	1,960	0	0	0	0	1,960
Dept of Social and Health Services	15,840,269	0	0	43,523	38,965	15,922,757
Home Care Quality Authority	671	0	0	0	0	671
Department of Health	729,616	0	0	28,122	10,178	767,916
Department of Veterans' Affairs	78,593	0	0	44,071	1,020	123,684
Department of Corrections	1,199,364	0	0	199,630	70,450	1,469,444
Dept of Services for the Blind	19,685	0	0	0	0	19,685
Sentencing Guidelines Commission	1,478	0	0	0	0	1,478
Department of Employment Security	531,972	0	0	0	0	531,972
<b>Total Human Services</b>	<b>19,469,485</b>	<b>0</b>	<b>0</b>	<b>320,146</b>	<b>120,613</b>	<b>19,910,244</b>

**2003-05 Washington State Budget**  
**Including 2003 Supplemental**  
**Total Budgeted Funds**

**NATURAL RESOURCES**

(Dollars in Thousands)

	<b>Omnibus Operating Budget</b>	<b>Transportation Budget</b>		<b>Capital Budget</b>		<b>Total</b>
		<b>Operating</b>	<b>Capital</b>	<b>New Approps</b>	<b>Reapprops</b>	
Columbia River Gorge Commission	1,347	0	0	0	0	1,347
Department of Ecology	316,611	0	0	225,557	312,888	855,057
WA Pollution Liab Insurance Program	1,894	0	0	0	0	1,894
State Parks and Recreation Comm	103,146	822	150	21,137	25,684	150,939
Interagency Comm for Outdoor Rec	24,260	0	0	132,610	228,266	385,136
Environmental Hearings Office	1,883	0	0	0	0	1,883
State Conservation Commission	6,641	0	0	8,121	2,550	17,312
Dept of Fish and Wildlife	277,840	0	0	43,855	12,802	334,497
Department of Natural Resources	280,145	0	0	109,338	5,713	395,196
Department of Agriculture	90,871	315	0	200	0	91,386
<b>Total Natural Resources</b>	<b>1,104,638</b>	<b>1,137</b>	<b>150</b>	<b>540,818</b>	<b>587,903</b>	<b>2,234,646</b>



**2003-05 Washington State Budget**  
**Including 2003 Supplemental**  
**Total Budgeted Funds**

**TRANSPORTATION**  
(Dollars in Thousands)

	<b>Omnibus Operating Budget</b>	<b>Transportation Budget</b>		<b>Capital Budget</b>		<b>Total</b>
		<b>Operating</b>	<b>Capital</b>	<b>New Approps</b>	<b>Reapprops</b>	
Board of Pilotage Commissioners	0	272	0	0	0	272
Washington State Patrol	88,373	248,894	2,205	22,415	0	361,887
WA Traffic Safety Commission	0	20,920	0	0	0	20,920
Department of Licensing	35,584	182,151	0	0	0	217,735
Department of Transportation	0	1,128,207	2,572,163	15,500	17,700	3,733,570
County Road Administration Board	0	3,415	90,769	0	0	94,184
Transportation Improvement Board	0	3,231	197,416	0	0	200,647
Marine Employees' Commission	0	352	0	0	0	352
Transportation Commission	0	807	0	0	0	807
Freight Mobility Strategic Invest	0	616	0	0	0	616
<b>Total Transportation</b>	<b>123,957</b>	<b>1,588,865</b>	<b>2,862,553</b>	<b>37,915</b>	<b>17,700</b>	<b>4,630,990</b>

**2003-05 Washington State Budget**  
**Including 2003 Supplemental**  
**Total Budgeted Funds**

**EDUCATION**  
(Dollars in Thousands)

	Omnibus Operating Budget	Transportation Budget		Capital Budget New		Total
		Operating	Capital	Approps	Reapprops	
State Board of Education	0	0	0	403,269	246,037	649,305
Superintendent of Public Instruction	11,906,608	0	0	2,038	100	11,908,746
<b>Total Public Schools</b>	<b>11,906,608</b>	<b>0</b>	<b>0</b>	<b>405,307</b>	<b>246,137</b>	<b>12,558,052</b>
Higher Education Coordinating Board	329,640	0	0	0	0	329,640
University of Washington	3,624,733	0	0	123,211	98,285	3,846,229
Washington State University	864,579	0	0	118,037	30,700	1,013,316
Eastern Washington University	160,199	0	0	39,218	10,633	210,050
Central Washington University	181,036	0	0	34,736	20,933	236,705
The Evergreen State College	90,620	0	0	36,884	17,100	144,604
Spokane Intercollegiate & Tech Inst	2,922	0	0	0	0	2,922
Western Washington University	254,158	0	0	27,564	28,650	310,372
Community/Technical College System	1,892,613	0	0	380,007	168,658	2,441,278
<b>Total Higher Education</b>	<b>7,400,500</b>	<b>0</b>	<b>0</b>	<b>759,657</b>	<b>374,959</b>	<b>8,535,116</b>
State School for the Blind	10,590	0	0	3,717	3,932	18,239
State School for the Deaf	15,369	0	0	0	0	15,369
Work Force Training & Education Coord Board	57,571	0	0	0	0	57,571
Washington State Arts Commission	5,526	0	0	0	0	5,526
Washington State Historical Society	7,647	0	0	5,521	4,895	18,063
East Washington State Historical Society	2,891	0	0	0	0	2,891
<b>Total Other Education</b>	<b>99,594</b>	<b>0</b>	<b>0</b>	<b>9,238</b>	<b>8,827</b>	<b>117,659</b>
<b>Total Education</b>	<b>19,406,702</b>	<b>0</b>	<b>0</b>	<b>1,174,202</b>	<b>629,923</b>	<b>21,210,827</b>

**2003-05 Washington State Budget**  
**Including 2003 Supplemental**  
**Total Budgeted Funds**

**SPECIAL APPROPRIATIONS**

(Dollars in Thousands)

---

	<b>Omnibus Operating Budget</b>	<b>Transportation Budget</b>		<b>Capital Budget</b>		<b>Total</b>
	<b>Operating</b>	<b>Capital</b>	<b>New Approps</b>	<b>Reapprops</b>	<b>Total</b>	<b>Total</b>
Bond Retirement and Interest	1,439,607	352,296	0	0	0	1,791,903
Special Approps to the Governor	81,015	0	0	0	0	81,015
Sundry Claims	383	0	0	0	0	383
State Employee Compensation Adjust	89,733	-4,855	0	0	0	84,878
Contributions to Retirement Systems	55,170	0	0	0	0	55,170
<b>Total Special Appropriations</b>	<b>1,665,908</b>	<b>347,441</b>	<b>0</b>	<b>0</b>	<b>0</b>	<b>2,013,349</b>



# 2003-05 Omnibus Budget Overview

## *Operating Only*

### **Composition of the Projected Operating Budget Problem**

The prolonged national recession that began in 2001 resulted in below average forecasted general fund revenue growth for the 2003–05 biennium. Following an absolute decline in revenue in the 2001-03 biennium, the March 2003 revenue forecast projected a 6.1 percent increase for 2003-05. Over the ten years prior to the current recession, biennial revenue growth had been about 10 percent while average expenditure growth had been about 9.5 percent. Because of both increased operating budget costs and slower-than-normal revenue growth, the projected 2003-05 operating budget faced an estimated gap of more than \$2.7 billion.

The March 2003 revenue forecast estimated that the state would collect \$22.5 billion in general fund revenues during the 2003-05 biennium. However, the estimated 2003-05 maintenance level budget – which represents the cost of continuing existing state government programs and services – was projected to cost \$23.7 billion, or \$1.2 billion more than the amount of revenue available. If the projected costs of employee salaries, health benefits, and vendor payments were added to the maintenance level estimates, state spending would have increased by an additional \$536 million, bringing the total shortfall to more than \$1.7 billion.

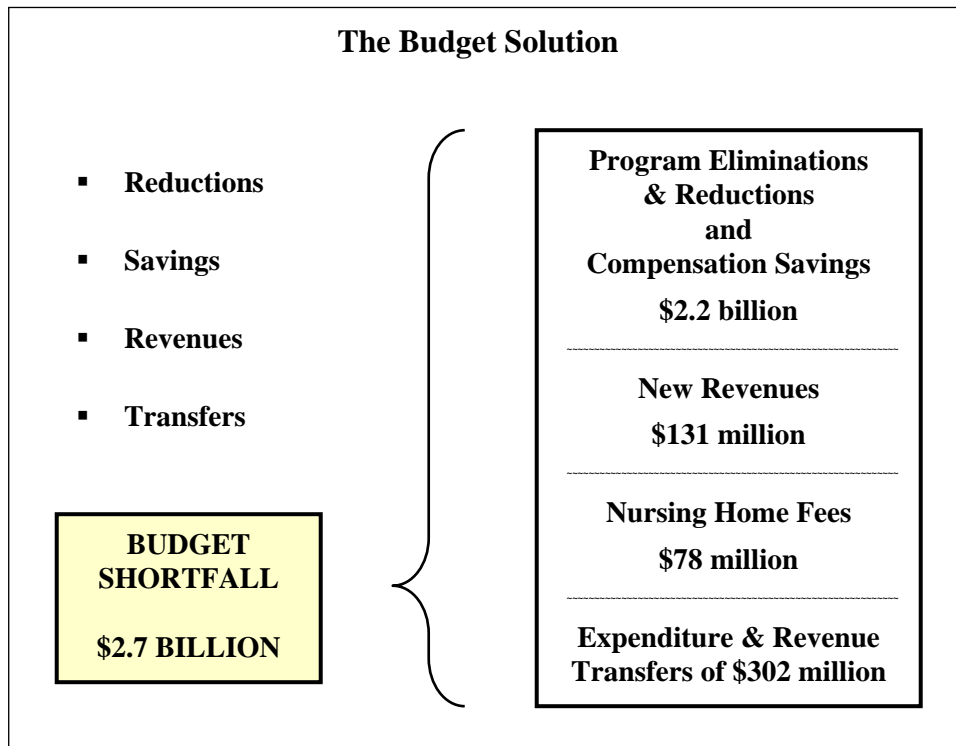
Approximately \$400 million in additional spending needs resulted from two voter-approved initiatives. Under Initiative 732 and a recent Supreme Court decision interpreting the measure, the state was made responsible for the cost of funding employee cost-of-living adjustments (COLAs) for K-12 employees whose base salary is paid from local and federal funds. This would have added \$283 million to the 2003-05 budget problem. In addition, implementing the contract for home care workers negotiated pursuant to Initiative 775 would increase general fund spending requirements by another \$98 million.

When other spending demands are included – everything from debt service for the new capital budget to higher education enrollments to a salary increase for beginning teachers to increasing the nursing home reimbursement rate – total estimated general fund spending could have been as much as \$24.9 billion – \$2.4 billion more than expected revenue.

When the projected shortfall in Health Services Account is included, the \$2.4 billion general fund shortfall grew to become a combined operating budget shortfall in excess of \$2.7 billion.

### **How the Legislature Solved the 2003-05 Budget Problem**

The legislature addressed the \$2.7 billion budget problem in four ways. First, a total of \$1.3 billion was achieved through a variety of program reductions and savings options. Second, \$0.9 billion was conserved through compensation-related savings. Third, fund shifts and fund balance transfers provided an additional \$302 million in assistance. Fourth, new net revenues totaling \$209 million were raised, including a federally-matched nursing home quality maintenance fee.



The 2003-05 biennial General Fund-State appropriation is \$23.08 billion<sup>1</sup>, an increase of 2.2 percent over the 2001-03 appropriation. The total funds operating budget is \$44.80 billion.

### **Program Reductions and Savings**

The budget realized \$2.2 billion<sup>2</sup> in program reductions and compensation savings. Savings were achieved across all functions and agencies of state government. Agencies were required to become more efficient in how they staff and perform their missions – this saved \$45 million and over 1,100 full-time equivalent staff. Additionally, by requiring agencies to achieve savings to fund the costs of inflation, \$22 million was saved.

In addition to multi-agency savings (such as from staff efficiencies), program reductions and eliminations in the Department of Social and Health Services saved \$284 million. Examples of savings include the elimination of the Medically Indigent Program (\$105 million), prescription drug savings (\$24 million), reducing adult dental services (\$12 million), and managed care rate increases (\$25 million). In addition to savings in the general fund, net savings of almost \$350 million are achieved in the Health Services Account through a variety of actions, including reducing the scope of benefits available under the Basic Health Plan (BHP) as well as reducing the number of persons who may be enrolled in the BHP. Reductions in the number of BHP enrollees are expected to be achieved entirely through attrition.

Changes made to Initiative 728 allowed the Legislature to recognize savings of \$237 million in the Student Achievement Fund while still increasing the per pupil allocation from \$211.67 in the 2003-04 school year to \$254.00 in the 2003-04 school year. The initiative had called for the allocation to increase from \$211.67 to \$450.00 per pupil.

College and university operating budgets were reduced by \$131 million. Institutions of higher education are also authorized to increase tuition for resident undergraduate students by up to 7 percent per year. Savings were also achieved in other state agencies. For example, the Department of Corrections is expected to save \$40 million from changes to inmate sentencing and supervision.

<sup>1</sup> The fiscal year 2004 appropriation is \$11.38 billion, and the fiscal year 2005 appropriation is \$11.70 billion.

<sup>2</sup> Including the state general fund, health services account, and the student achievement fund.

The budget enacted by the Legislature assumed savings would be generated in the areas of equipment, travel, and contracts (\$20 million) and legislative liaisons (\$3 million). These two provisions were vetoed. Finally, the enacted budget was reduced as a result of monies provided to implement specific policy legislation lapsed when those bills were not enacted (\$2.6 million).

### **Compensation Savings**

Significant expenditure increases were also avoided in the area of employee and vendor compensation. Changes made to Initiative 732 generated savings of \$207 million for state-funded K-12 and community college employees in the 2003-05 biennium and another \$283 million for locally- and federally-funded positions between the 2001-03 and the 2003-05 biennia.

While state funding for employee health benefits is increased by \$200 million, this is still nearly \$70 million less than what the Health Care Authority estimated the cost of the current plan would be assuming the employee share of costs remained unchanged. Not providing salary increases to vendors as well as state and higher education employees saved \$213 million. By rejecting the home care worker contract and instead providing a \$0.75 per hour wage increase, the state saved \$67 million. By not acting on the findings of the most recent salary survey, which would have brought those employees furthest behind market pay closer to market pay, the state saved \$51 million. Finally, changes made to pension statutes affected pension contribution rates and generated savings of \$87 million.

### **Fund Shifts and Fund Balance Transfers**

The 2003-05 budget makes use of both state reserve accounts and money transfers from dedicated fund balances.

The sum of \$81.2 million is transferred from various dedicated accounts to the general fund. In addition, the entire balance of the Emergency Reserve Fund, \$59.4 million, is transferred to the general fund. A detailed list of money transfers can be found on page 15 of this document.

Programs were also transferred from the general fund to other fund sources (\$161 million). For example, higher education building maintenance costs (\$52 million) were shifted to dedicated fund sources appropriated in the capital budget and certain youth safety programs (\$23 million) were shifted to the Public Safety and Education Account.

### **Increased Revenues**

The budget adopts several measures that are expected, in total, to raise general fund revenues during the 2003-05 biennium by \$446 million.

The budget included provisions that will increase revenue collection activities by the Department of Revenue (\$32 million) and by the Liquor Control Board (\$20 million), including an increase in the price of liquor. Legislation pertaining to penalty provisions, unclaimed property, and sales tax payment periods was enacted, which is expected to generate \$101 million. Legislation authorizing the nursing home quality improvement fee is expected to generate \$78 million, an amount that is then matched with federal funds and used to support an increased nursing home reimbursement rate. Finally, legislation was enacted that provided tax credits for the aerospace industry, which is expected to reduce revenue collections by \$25 million.

The changes made to Initiative 728, which allowed the Legislature to recognize \$237 million in savings are recognized as general fund revenue.

The budget leaves a total \$256 million budget reserve, \$49 million less than the budget adopted in 2002. In the 2003-05 biennium, all of the reserves are in the unrestricted general fund ending balance.

## 2003-05 Estimated Revenues and Expenditures

### General Fund-State

(Dollars in Millions)

<b>Resources</b>	
<b>Beginning Fund Balance</b>	<b>299.3</b>
<b>March 2003 Revenue Forecast</b>	<b>22,451.5</b>
<b>Revenue Changes</b>	
Budget Driven Revenue	51.9
Nursing Home Quality Fee	78.2
I-728 Property Tax Diversion	237.0
Aerospace Industry	(25.3)
Other Revenue Legislation	104.1
<b>Current Revenue Totals</b>	<b>22,897.4</b>
Fund Transfers to General Fund	81.2
Transfer from Emergency Reserve Fund	59.4
<b>Total Resources (Revenue/Fund Balance)</b>	<b>23,337.3</b>
<b>Appropriations</b>	
<b>Biennial Appropriation *</b>	<b>23,060.7</b>
Governor's Vetoes	23.3
Lapses	(2.6)
<b>Spending Level</b>	<b>23,081.4</b>
<b>Adjusted I-601 Expenditure Limit</b>	<b>23,673.1</b>
<b>Difference Between I-601 Limit and Expenditures</b>	<b>591.7</b>
<b>Unrestricted General Fund Balance</b>	
<b>Projected Ending Fund Balance</b>	<b>255.9</b>
<b>Emergency Reserve Fund</b>	
<b>Beginning Fund Balance</b>	<b>57.6</b>
Actual/Estimated Interest Earnings	1.7
Transfers and Appropriations	(59.4)
<b>Projected Ending Fund Balance</b>	<b>0.0</b>

\* Not shown above are federal assistance funds appropriated to states pursuant to Public Law (PL) 108-27. Washington expects to receive a total of \$400.5 million from this source, \$10 million of which was appropriated in the 2003-05 biennium.



## 2003-05 Omnibus Operating Budget

### Cash Transfers

(Dollars in Millions)

<b>Fund</b>	<b>2003-05 Biennium</b>
Emergency Reserve Fund (ERF)	59.4
Reduce General Fund-State Backfill to the Water Quality Account	27.5
State Convention & Trade Center Account	10.0
State Treasurer's Service Account	10.0
Electrical License Account	7.0
Flood Control Assistance Account	2.7
Department of Retirement Systems Expense Account	1.5
Public Service Revolving Account	1.6
Insurance Commissioner's Regulatory Account	1.5
Pressure Systems Safety Account	1.0
Industrial Insurance Premium Refund Account	0.6
State Forest Nursery Revolving Account	0.5
Municipal Sale/Use Tax Equalization	0.4
Asbestos Account	0.2
County Sale/Use Tax Equalization	0.1
Site Closure Account	13.8
Health Services Account	1.3
Financial Services Regulation Account	1.6
Total	<u>140.6</u>

## 2003-2005 Washington State Omnibus Operating Budget Adjustments to the Initiative 601 Expenditure Limit

(Dollars in Millions)

	<b>FY 2004</b>	<b>FY 2005</b>	<b>2003-05</b>
<b>Current Expenditure Limit (Rebased to FY 2003 Actuals)</b>	11,731.8	12,062.3	23,794.2
<b>2003-05 Program Cost Shifts:</b>			
LEAP: Costs Shifted from Transportation Budget	0.2		0.2
House: Costs Shifted from Transportation Budget	0.9		0.9
Secretary of State: Shift Costs to Archives	0.0		0.0
DSHS Children and Family Services: Federal Funds	-10.1		-10.1
DSHS Mental Health Division: Disproportionate Share Hospital Lid	4.5	-1.3	3.3
DSHS Economic Services Administration: Federal Funds	2.4		2.4
Dept of Corrections: Program Cost Shifts	-0.2		-0.2
Dept of Licensing: Shift Programs	-0.4		-0.4
Dept of Labor & Industries: Transfer Crime Victim Comp to PSEA	-0.1		-0.1
Dept of Veterans' Affairs: Institutional Funds	0.0	-1.2	-1.1
Dept of Natural Resources: Forest Fires	0.3		0.3
Office of Administrator for the Courts: Fund Becca with PSEA	-3.6		-3.6
Military Dept: Shift Programs to Federal/Local	-0.5		-0.5
DCTED: Developmental Disabilities Endowment	-0.2		-0.2
DCTED: Housing Trust Fund Admin	-0.8		-0.8
Office of Financial Management: Revolving Funds	-0.5		-0.5
Attorney General: SMART/HITS	0.0		0.0
Attorney General: Ethics Board	-0.3		-0.3
Dept of General Administration: Capital Campus Tours	-0.3		-0.3
Dept of Health: Vital Records Fee	-1.2		-1.2
Dept of Health: Shellfish Testing	-0.4		-0.4
DSHS Mental Health Division: Mentally Ill Offender Pilot	-0.5		-0.5
DSHS Division of Alcohol & Substance Abuse: Fund Shifts	4.9		4.9
DSHS: Immigrant Prenatal Care	-17.7		-17.7
Washington State Patrol: Drug Enforcement	-2.0		-2.0
K-12: Integrate Federal Funds	-3.7	-9.8	-13.5
K-12: Summer Accountability Institute	-0.2		-0.2
Dept of Ecology: 401 Certs to Water Quality	-0.1		-0.1
Dept of Ecology: Air Outreach	-0.1		-0.1
Dept of Ecology: Smoke & Dust in Eastern Washington	-0.3		-0.3
Dept of Ecology: Water Rights Decisions	-0.5		-0.5
Dept of Ecology: Well Regulation	-0.2		-0.2
Dept of Fish & Wildlife: Enforcement Program	-0.4		-0.4
Dept of Fish & Wildlife: Fish Hatcheries	-0.3		-0.3
Dept of Fish & Wildlife: Warm Water	-0.1		-0.1
Dept of Natural Resources: Shift to NRCA	0.0		0.0
Dept of Natural Resources: Spartina/ALEA	-0.1		-0.1
Dept of Natural Resources: Fire Supression /Disaster	-7.2	7.2	0.0
DSHS Children and Family Services: Use PSEA	-11.5		-11.5
Higher Ed: Shift Maint to Capital	-26.4		-26.4
Higher Ed: Waive Less Tuition	-5.6		-5.6
Washington State Historical Society	-0.2		-0.2
Higher Ed: Job Skills Program	-0.6		-0.6
<b>2003-05 Revenue &amp; Cash Transfers</b>			
Cash Transfers into GF-S (Excluding Emergency Reserves Fund)	41.8	39.4	81.2
Initiative 728 (Property Tax Back to GF-S)	0.0	237.0	237.0
<b>Total Adjustments</b>	-41.3	271.4	230.1
<b>Revised Initiative 601 Expenditure Limit</b>	11,690.6	12,333.7	24,024.3

**2003-05 Washington State Operating Budget  
Appropriations Contained Within Other Legislation**

(Dollars in Thousands)

Bill Number and Subject	Session Law	Agency	Total
<b>2003 Legislative Session</b>			
SSB 5248 - Transportation	C 363 L 03	Department of Labor & Industries	100
ESSB 6072 - Pollution Response	C 264 L 03 PV	Department of Ecology	13,076
SB 6099 - Unemployment Insurance	C 3 L 03 E2	Employment Security Department	<u>11,500</u>
Total			24,676

*Note: Operating appropriations contained in Chapter 25, Laws of 2003, 1st sp.s., Partial Veto (ESSB 5404 - 2003-05 Omnibus Operating Budget) and Chapter 360, Laws of 2003, Partial Veto (ESHB 1163 - 2003-05 Transportation Budget), are displayed in the appropriate sections of this document.*



# Revenues

Against a backdrop of a lingering local recession and stagnant state and local revenues, the Legislature enacted several significant revenue measures in the 2003 session to bolster the state general fund, boost transportation resources, and provide local governments with additional financial tools. The state general fund revenue for the 2003-05 biennium was forecasted in March 2003 to be \$22.4 billion, only 6 percent above the 2001-03 collections, and about \$2.7 billion less than the estimated level required to maintain current service levels. While the Legislature ultimately relied mainly on program cuts and transfers from other funds to balance the 2003-05 general fund budget, legislation was adopted that increased general revenues a total of \$236 million. In addition, legislation was enacted to increase the state transportation revenues by \$412 million and to provide local governments with additional general sales and use tax authority and with more flexible property tax authority.

The Legislature also took significant steps to provide relief to certain sectors of the economy and to simplify tax administration. Unprecedented tax incentive packages were passed to support the state semiconductor and aerospace industries. In addition, measures were enacted to provide uniformity and consistency among municipal business tax codes and to make changes to the state sales and use tax codes to bring the state into conformance with the multi-state Streamlined Sales Tax Project agreement.

## **General Fund-State Increase Measures**

The Legislature enacted three pieces of legislation that increase general fund revenues significantly. The biggest, Chapter 13, Laws of 2003, 1st sp.s. (EHB 2269), is an omnibus revenue act that adds over \$100 million to the state general fund. The legislation makes a number of administrative changes, including advancing the date for the payment of most excise taxes, increasing certain penalties, and shortening the period that abandoned property may be held by third parties. To increase compliance, promoters of special events must verify that vendors at special events are registered with the Department of Revenue. In addition, the legislation closes a loophole with respect to liability for unpaid excise taxes after a business or its assets are sold.

Chapter 16, Laws of 2003, 1st sp.s. (E2SSB 5341), also increases state general fund revenues by requiring a per-patient quality maintenance fee of most nursing homes. This legislation increases state general fund revenues by \$78 million.

The omnibus appropriations act, Chapter 25, Laws of 2003, 1st sp.s., Partial Veto (ESSB 5404), includes provisions that increase state general fund revenues by almost \$52 million. The Liquor Control Board is directed to relocate some stores and open five additional stores and to increase the retail liquor mark-up by 42 cents per liter. In addition, the Department of Revenue is given additional resources to improve the enforcement of existing revenue collections.

## **Transportation Revenues**

The Legislature enacted two significant pieces of transportation legislation to boost state revenues and local revenue authority. The first, Chapter 361, Laws of 2003, Partial Veto (ESHB 2231), imposes several state transportation financing measures. The principal components that raise revenue are an increase in fuel taxes of 5 cents per gallon; a 15 percent increase to gross weight fees for trucks over 10,000 pounds; and an additional 0.3 percent sales tax on motor vehicles. The second, Chapter 350, Laws of 2003 (ESSB 5247), authorizes a regional transportation investment district to impose the local option fuel tax of 10 percent of the state fuel tax rate, subject to voter approval.

## **Local Government Revenues**

Action was taken to increase local government revenue authority and flexibility in the 2003 sessions. Chapter 24, Laws of 2003, 1st sp.s., Partial Veto (2ESSB 5659), authorizes counties, with voter approval, to impose additional general sales and use taxes of up to 0.3 percent. Any new revenues must be shared with the cities within the

county. In addition, cities and counties may submit a proposition to voters to allow increases in regular property tax levies in excess of 1 percent annually for a block of time of up to six years. While the bill that was enacted also included modifications to the Growth Management Act, the Governor vetoed those provisions.

### **Industry-Specific Incentive Packages**

Two significant tax incentive packages were enacted to support the semiconductor and aerospace industries. Chapter 149, Laws of 2003 (SB 5725), creates a number of business and occupation (B&O), sales and use, and property tax preferences for the manufacture of semiconductor materials. The B&O tax preferences include an exemption for the manufacture of semiconductor microchips, a reduction in the tax rate for the manufacture of other semiconductor materials, and a tax credit of \$3,000 for each employment position in semiconductor manufacturing production. Sales and use tax incentives include exemptions for the acquisition of gases and chemicals used in semiconductor manufacturing and for the construction of new semiconductor manufacturing buildings. Machinery and equipment used in manufacturing semiconductor materials are exempt from property taxation. All incentives in the act are contingent upon the signing of a contract for an investment of at least \$1 billion in a semiconductor microchip manufacturing facility in Washington and are effective for 8 to 14 years.

Chapter 1, Laws of 2003, 2nd sp.s. (HB 2294), provides a number of tax preferences to the Washington aerospace industry through July 1, 2024, contingent upon the siting of the production of a superefficient commercial airplane in Washington State. The most significant provision is a 40 percent reduction in the B&O tax rate for the manufacture of commercial airplanes and associated components. Other B&O tax incentives include credits against tax liability for computer hardware and software equipment acquired previously by a commercial airplane manufacturer, for certain research and development (R&D) expenditures, and for property taxes paid on new buildings and other property acquired after enactment. Sales and use tax exemptions are provided for the construction of buildings used for the manufacture of superefficient airplanes and for the acquisition of computer hardware and software used in R&D for commercial airplane and associated components. If the production site for a superefficient airplane is located at port district facilities, the lessee receives exemptions from the leasehold excise tax and, in lieu of the B&O credit for property taxes paid, from property tax on all personal property used in the manufacture of the airplanes.

### **State and Local Tax Simplification**

In Chapter 79, Laws of 2003 (EHB 2030) and Chapter 168, Laws of 2003 (SB 5783), the Legislature took steps to simplify local and state tax codes. The former requires cities, working through the Association of Washington Cities, to adopt a model business tax ordinance to address issues of uniformity between municipal codes and to prevent multiple taxation of business income; cities with business tax ordinances are required to adopt the mandatory provisions of the model ordinance by 2004. In addition, cities with business taxes are required by 2008 to allow businesses to apportion taxable income according to location of business activity. In SB 5783, the Legislature adopted definitional and other administrative changes to the sales and use tax code, conforming the state code to the terms of the multi-state Streamlined Sales and Use Tax Agreement that has been developed to simplify and improve state and local sales taxes.

**2003 Revenue Legislation Changes**  
**General Fund-State and Total Revenue Impacts**

(Dollars in Thousands)

<b>Legislation</b>	<b>General Fund 2003-05</b>	<b>Other Funds 2003-05</b>	<b>Total State Revenue Impact 2003-05</b>
EHB 1037 Litter Tax/Food & Beverages	0	-775	-775
SHB 1069 Delinquent Property Taxes	0	0	0
HB 1073 Property Tax Collection	0	0	0
SHB 1075 Forest Tax Statutes	0	0	0
SHB 1081 Mortgage Lending Fraud	0	1,000	1,000
HB 1126 Seed Testing Fees	0	938	938
SHB 1219 Securities Violations	-44	193	149
2SHB 1240 Biodiesel & Alcohol Fuel	0	0	0
2SHB 1241 Biodiesel & Alcohol Fuel	-50	0	-50
SHB 1278 Listing Property/Tax Purpose	0	0	0
SHB 1455 Money Transmission & Exchange	0	884	884
HB 1591 Excise Tax Interest	614	0	614
SHB 1722 Internet Transaction Taxes	-20	0	-20
2SHB 1725 Catch Record Cards	0	307	307
SHB 1813 Employment/Disabled Persons	0	62	62
HB 1858 Chemical Dependency Services	-64	0	-64
2SHB 1887 Commercial Fisheries	0	3,205	3,205
HB 1905 Property Tax Exemption	0	0	0
SHB 1930 Tobacco Settlement	0	1,500	1,500
SHB 1943 Counterfeit Cigarettes	8	0	8
EHB 1977 Use Tax	-60,000	0	-60,000
HB 2001 Nonprofit Property Tax Exemption	0	0	0
SHB 2027 Cigarettes	99	227	326
SHB 2038 Tobacco Escrow Refunds	0	2,000	2,000
SHB 2040 Delinquent Insurer/Taxpayer	40	0	40
EHB 2146 Wood Biomass Fuel	0	0	0
SHB 2192 Parimutuel Taxation	0	181	181
EHB 2269 Increased Revenue Act	100,553	0	100,553
HB 2294 Aerospace Industry	-25,302	0	-25,302
SHJM 4004 Fed Income Tax Deduction	0	0	0
SSB 5051 Strong Beer	0	0	0
ESSB 5071 Aviation Repair B&O Tax	-1,272	0	-1,272
E2SSB 5341 Nursing Facility Fee	78,190	0	78,190
SB 5363 Economic Revitalization Board	0	0	0
SB 5725 Semiconductor Cluster	0	0	0
SSB 5737 Abandoned Property	0	0	0
SB 5783 Sales and Use Tax Agreement	4,218	0	4,218
SSB 5933 Cigarette Tax Contracts	0	0	0
ESSB 6023 Court Assessments/Penalties	0	16,656	16,656
ESSB 6058 State Property Taxes	188,316	-188,316	0
SJM 8003 Fed Income Tax Deduction	0	0	0

**2003 Revenue Legislation Changes**  
**General Fund-State and Total Revenue Impacts**

(Dollars in Thousands)

<b>Legislation</b>	<b>General Fund 2003-05</b>	<b>Other Funds 2003-05</b>	<b>Total State Revenue Impact 2003-05</b>
<b>Transportation Legislation</b>			
ESHB 1853 Passenger Ferry Service	0	0	0
HB 2065 License Plate Technology	0	2,156	2,156
ESHB 2228 Commute Trip Reduction	0	-6,000	-6,000
ESHB 2231 Trans Financing Alternatives	0	411,742	411,742
SSB 5190 Fuel Tax Evasion	0	87	87
ESSB 5247 Local Option Fuel Tax	0	0	0
ESB 5450 Electric Vehicles	0	67	67
SSB 5600 Returned License Plates	0	5	5
SB 6056 Pilot & Aircraft Fees	0	1,119	1,119
<b>Local Revenue Legislation</b>			
ESHB 1462 Intellectual Property	0	0	0
EHB 2030 Municipal B&O Tax	0	0	0
ESHB 2088 Storm Water Rates & Charges	0	0	0
2ESSB 5659 Local Government Funding	0	0	0
ESSB 6026 Convention & Tourism	0	0	0
<b>Budget Driven Revenue</b>			
ESSB 5404 Liquor Store Openings & Relocations; New DOR Auditors	51,931	0	51,931



## Revenue Legislation

---

### **Exempting from the Litter Tax Retail Sales of Food and Beverages that are Consumed Indoors on the Seller's Premises – No General Fund-State Revenue Impact**

Chapter 120, Laws of 2003 (EHB 1037), provides an exemption from litter tax on retail sales of food and beverages that are consumed indoors on the seller's premises. The litter tax applies to the value of certain categories of wholesale and retail products at a rate of 0.015 percent. This legislation does not impact the state general fund but reduces revenue to the Waste Reduction, Recycling, and Litter Account by \$775,000.

### **Authorizing Additional Waivers on Interest and Penalties for Delinquent Property Taxes – No General Fund-State Revenue Impact**

Chapter 12, Laws of 2003 (SHB 1069), waives interest and penalties on late property taxes if the delinquency of payment was the result of untimely receipt of the tax bill due to error by the county. This legislation does not impact the state general fund but may reduce local revenues.

### **Modifying the Collection of Property Taxes on Land Subleased for Residential and Recreational Purposes – No General Fund-State Revenue Impact**

Chapter 169, Laws of 2003 (HB 1073), allows foreclosures against subleases in addition to improvements on the lots when property taxes are delinquent on lots that are private leases of publicly-owned land. This legislation applies to lease arrangements at Lake Cushman only and has no revenue impact.

### **Clarifying 2001 Statutory Changes Made to Forest Tax Statutes – No General Fund-State Revenue Impact**

Chapter 170, Laws of 2003 (SHB 1075), clarifies that the date on a death certificate will be used to implement an exception to payment of back property taxes related to the death of an owner. In addition, the legislation restores language to the timber tax law that limits applicable rules to just those rules adopted under Title 76 RCW (Forests and Forest Products). This legislation has no revenue impact.

### **Providing Funds to Deter, Investigate, and Prosecute Real Estate Fraud Crimes – No General Fund-State Revenue Impact**

Chapter 289, Laws of 2003 (SHB 1081), creates an account to be administered by the Department of Financial Institutions and the State Treasurer for the purpose of assisting state and local law enforcement authorities in deterring, investigating, and prosecuting fraud on the part of mortgage lenders. County auditors are required to collect money for the new account by imposing a \$1 surcharge upon the recording of certain deeds of trust. This legislation does not impact the state general fund but increases revenues to a new account, the Mortgage Fraud Prosecution Account, by \$1 million.

### **Allowing Seed Testing Fees to Increase in Excess of the Fiscal Growth Factor Set Out in Chapter 43.135 RCW – No General Fund-State Revenue Impact**

Chapter 308, Laws of 2003 (HB 1126), authorizes the Department of Agriculture to increase fees imposed under the seed laws with respect to laboratory testing and seed certification in excess of the state fiscal growth factor under specified conditions. The state's seed laws provide uniformity and consistency in the packaging of agricultural and other seed. This legislation does not impact the state general fund but increases fee-related revenues to the Agricultural Local Account by \$938,000.

**Addressing Violations Connected with the Offer, Sale, or Purchase of Securities – \$44,000 General Fund-State Revenue Decrease**

Chapter 288, Laws of 2003 (SHB 1219), creates a new account and requires the Department of Financial Institutions to administer the account for the purpose of assisting law enforcement authorities in the prosecution of violations of the Securities Act. The account is funded by redirecting fines and funds from restitution and disgorgement orders. The legislation increases criminal penalties and expands the statute of limitations for violations of the Securities Act. Fines that may be administratively imposed by the Department of Financial Institutions are also increased. This legislation decreases state general fund revenues by \$44,000, decreases Financial Services Regulation Account revenues by \$7,000, and increases revenues to the new account, the Securities Prosecution Account, by \$200,000.

**Providing Tax Incentives for Biodiesel and Alcohol Fuel Production – No General Fund-State Revenue Impact**

Chapter 261, Laws of 2003 (2SHB 1240), establishes several tax preferences for the manufacture of alcohol and biodiesel fuels and for the manufacture of feedstock used for biodiesel fuels through June 30, 2009. A sales and use tax exemption is provided for the construction of manufacturing facilities. Property and leasehold excise tax exemptions are provided on real and personal property used for the purposes of manufacturing. A preferential business and occupation (B&O) tax rate of 0.138 percent is provided to eligible manufacturers. Because no fuel production activity is expected to commence for several years, this legislation has no revenue impact during the 2003-05 biennium.

**Providing Tax Incentives for the Distribution and Retail Sale of Biodiesel and Alcohol Fuels – \$50,000 General Fund-State Revenue Decrease**

Chapter 63, Laws of 2003 (2SHB 1241), establishes a B&O tax deduction for income derived from the sale of biodiesel or alcohol fuel through June 30, 2009. In addition, an exemption from retail sales and use taxes is provided for machinery and equipment used directly in the sale or distribution of biodiesel and alcohol fuels as well as any associated installation labor costs. This legislation reduces state general fund revenues by \$50,000 and local revenues by \$9,000.

**Listing Property for Tax Purposes – No General Fund-State Revenue Impact**

Chapter 302, Laws of 2003 (SHB 1278), eliminates the requirement that personal property affidavits must be signed and verified under penalty of perjury for property tax purposes. Instead, personal property lists and affidavits may be transmitted electronically. This legislation has no revenue impact.

**Licensing and Regulating Money Transmission and Currency Exchange - No General Fund-State Revenue Impact**

Chapter 287, Laws of 2003 (SHB 1455), provides requirements for the licensing and regulation of persons involved in the business of money transmission or currency exchange. Broad authority is granted to the Department of Financial Institutions to regulate money transmitters and currency exchangers, including the power to establish various fees to cover the costs of administering the program. The legislation creates bonding, net worth, and solvency requirements for licensees and certain defined practices are prohibited. Protections are provided for customers of licensees. Criminal penalties are created for certain violations of the act. This legislation does not impact the state general fund but increases fee-related revenue to the Financial Services Regulation Account by \$884,000.

**Prohibiting Local Governments from Imposing B&O Tax on Intellectual Property - No General Fund-State Revenue Impact**

Chapter 69, Laws of 2003 (ESHB 1462), prohibits cities from imposing B&O taxes on the process of creating intellectual property, such as the research in support of software development. This legislation has no state general fund impact but reduces revenues to the city of Seattle by over \$3 million.

**Modifying Excise Tax Interest Provisions - \$614,000 General Fund-State Revenue Increase**

Chapter 73, Laws of 2003 (HB 1591), changes the annual period for calculating the interest rate used by the Department of Revenue for assessments and refunds to a period that ends in July rather than October. The starting point for interest payments on overpayments of excise taxes is delayed. The act also removes an exception to the four-year time period for requesting tax refunds that applies to federal contractors. This legislation increases state general fund revenues by \$614,000.

**Limiting the Taxability of Certain Internet Transactions - \$20,000 General Fund-State Revenue Decrease**

Chapter 76, Laws of 2003 (SHB 1722), exempts remote sellers from B&O taxes and sales and use tax collection requirements for transactions via Internet servers owned by unaffiliated businesses. This legislation decreases state general fund revenues by \$20,000 and local revenues by \$6,000.

**Concerning the Cost of a Catch Record Card - No General Fund-State Revenue Impact**

Chapter 318, Laws of 2003 (2SHB 1725), requires a \$10 fee for an additional or duplicate catch record card and deposits proceeds from the sale of catch record cards in the Wildlife Account. The Department of Fish and Wildlife is required to include provisions for recording marked and unmarked salmon on catch record cards issued after March 31, 2004. Catch record cards issued with a temporary charter stamp are exempt from the new fee and are valid for two consecutive days. This legislation does not impact the state general fund but increases fee-related revenues to the Wildlife Account by \$307,000.

**Expanding Employment Opportunities for People with Disabilities - No General Fund-State Revenue Impact**

Chapter 136, Laws of 2003 (SHB 1813), requires agencies to consider vendors in good standing as part of the bidding process for goods and services. A vendor in good standing is defined as a business owned and operated by a person with a disability or as a community rehabilitation program that has achieved or made progress in enhancing employment opportunities for disadvantaged persons and persons with disabilities. A potential vendor must submit an application with a non-refundable fee of no more than \$500 to the Department of General Administration; the fee is deposited to a new account to cover costs in overseeing the program. This legislation does not impact the state general fund but increases revenue to the new account, the Vendor in Good Standing Account, by \$62,000.

**Improving Passenger Ferry Service - No General Fund-State Revenue Impact**

Chapter 83, Laws of 2003 (ESHB 1853), authorizes public transportation benefit areas bordering Puget Sound to operate passenger-only ferries. The legislation grants the authority to impose a 0.4 percent sales and use tax and a 0.4 percent motor vehicle excise tax, both subject to voter approval, to fund passenger-only services. King County is authorized to form a county ferry district and impose regular property taxes of up to \$0.75 per thousand dollars of assessed valuation within the district. New public providers are authorized to use the state ferry system facilities. The Utilities and Transportation Commission must consider the potential effect on public agencies operating passenger-only ferry service when granting new private passenger-only ferry operating rights. This legislation does not impact the state general fund but provides authority for increased local revenues.

**Regarding Taxation of Persons Providing Chemical Dependency Services - \$64,000 General Fund-State Revenue Decrease**

Chapter 343, Laws of 2003 (HB 1858), reduces the B&O tax rate from 1.5 percent to 0.484 percent on certain income received by persons who provide certified intensive inpatient or recovery house residential treatment services for chemical dependency. This legislation decreases state general fund revenues by \$64,000.

**Creating the Commercial Fisheries Permit Buyback Account - No General Fund-State Revenue Impact**

Chapter 174, Laws of 2003 (2SHB 1887), authorizes the Fish and Wildlife Commission to establish a fee on three fisheries and directs that all new revenue be used for reimbursing the federal government for a fleet reduction permit buyback program. A new account, the Commercial Fisheries Permit Buyback Account, is created for the deposit of the fees. The requirement that the Department of Fish and Wildlife maintain a maximum of 175 coastal crab licenses is removed. This legislation does not impact the state general fund but increases fee-related revenue to the Commercial Fisheries Buyback Account by \$3.2 million.

**Providing a Limited Property Tax Exemption for the Use of Facilities by Artistic, Scientific, and Historical Organizations - No General Fund-State Revenue Impact**

Chapter 121, Laws of 2003 (HB 1905), allows nonprofit museums and performing arts associations to retain their property tax exemption when they rent their exempt property to others under limited conditions. This legislation does not impact the state general fund but reduces local revenues by a small but indeterminate amount.

**Enacting Procedural Enhancements to the Master Settlement Agreement - No General Fund-State Revenue Impact**

Chapter 25, Laws of 2003 (SHB 1930), provides enforcement provisions for requirements adopted under the Tobacco Master Settlement Agreement. Tobacco manufacturers are required to certify to the Attorney General that they comply with the requirements for sale of cigarette brands in this state. The Attorney General is required to maintain a directory of cigarette brands that may be sold in this state. The legislation provides penalties for possession or sale of cigarettes not on the directory maintained by the Attorney General. Cigarette wholesalers are required to report cigarette sales and other supporting data. This legislation does not impact the state general fund but increases revenues to the Tobacco Settlement Account by \$1.5 million.

**Modifying Cigarette Regulatory Provisions - \$8,000 General Fund-State Revenue Increase**

Chapter 114, Laws of 2003 (SHB 1943), provides that only wholesalers can affix cigarette tax stamps. Criminal penalties for selling cigarettes without a license are increased. Criminal penalties are provided for manufacturing, selling, or possessing for sale, counterfeit cigarettes. This legislation increases state general fund revenue by \$8,000.

**Clarifying Use Tax Provisions - \$60 Million General Fund-State Revenue Decrease**

Chapter 5, Laws of 2003 (EHB 1977), exempts repair and other services from use tax when performed on property for which a sales tax exemption already exists for these services. This legislation corrects an error in Chapter 367, Laws of 2002, which made these previously exempt services taxable under the use tax. This legislation reduces state general fund revenues by \$60 million and local revenues by \$18 million.

**Providing Property Tax Exemptions for Nonprofit Organizations Supporting Artists - No General Fund-State Revenue Impact**

Chapter 344, Laws of 2003 (HB 2001), exempts from property tax the property of nonprofit organizations that solicit gifts, donations, and grants for individual artists. This legislation does not impact the state general fund but reduces local revenues by \$2,000.

**Regulating the Sale of Cigarettes - \$99,000 General Fund-State Revenue Increase**

Chapter 113, Laws of 2003 (SHB 2027), establishes requirements for the delivery of cigarettes ordered by telephone, mail, or the Internet. Criminal penalties are provided for certain cigarette shipping-related activities. Shipping cigarettes without first obtaining proof of age is a class C felony; a second or subsequent offense is a class B felony; and any delivery service that delivers cigarettes without verifying the age and identity of the recipient is guilty of a gross misdemeanor. The criminal profiteering act is applied to unlawful sales and delivery of cigarettes. This legislation is expected to increase compliance with state cigarette tax laws and increases state general fund revenues by \$99,000 and revenues to other state funds by \$227,000.

**Changing Requirements Regarding State and Local Tax to Provide for Municipal B&O Tax Uniformity and Fairness - No General Fund-State Revenue Impact**

Chapter 79, Laws of 2003 (EHB 2030), requires cities, working through the Association of Washington Cities, to adopt a model ordinance on municipal B&O taxes to address issues of uniformity and multiple taxation between municipal codes. After December 30, 2004, any city that imposes B&O taxes must first comply with all requirements of the bill or lose the authority to impose the tax. By the start of calendar year 2008, cities that impose B&O taxes must allow businesses to apportion income from non-service activities based on location and from service activities based on a formula with payroll and service income factors. This legislation does not impact state revenues but reduces local revenues by \$1.2 million.

### **Modifying Tobacco Escrow Refund Provisions - No General Fund-State Revenue Impact**

Chapter 342, Laws of 2003 (SHB 2038), modifies escrow provisions under the Tobacco Master Settlement Agreement to prevent excessive refunds to non-participating manufacturers. This legislation does not impact the state general fund but is expected to increase revenues to the Tobacco Settlement Account by \$2 million.

### **Establishing Liability for Taxes on Unlawful or Delinquent Insurers or Taxpayer - \$40,000 General Fund-State Revenue Increase**

Chapter 341, Laws of 2003 (SHB 2040), authorizes the Insurance Commissioner to impose penalties on health maintenance organizations and health care services contractors who fail to pay premium taxes on time. The assessment of penalties is allowed for failure to make timely prepayments on premium taxes. The Insurance Commissioner is authorized to charge interest on unpaid premium taxes and prepayments. Entities or individuals who are unlawfully engaged in the insurance business are subject to the same tax and penalty provisions as are authorized insurers. Premium taxes are limited by making them applicable to only that portion of the premium related to risks or exposures in this state, or to the enrolled participants residing in this state. This legislation increases state general fund revenues by \$40,000.

### **Facilitating License Plate Technology Advances - No General Fund-State Revenue Impact**

Chapter 370, Laws of 2003, Partial Veto (HB 2065), requires the Department of Licensing to implement a flat, digitally-printed license plate system and establishes fees to support license plate technologies. This legislation does not impact the state general fund but increases fee-related revenues to the new License Plate Technology Account by \$2.2 million.

### **Revising Provisions Relating to Storm Water Rates and Charges - No General Fund-State Revenue Impact**

Chapter 394, Laws of 2003 (ESHB 2088), requires local governments operating storm water sewer facilities to reduce rates and charges by a minimum of 10 percent for any new or remodeled commercial building that utilizes a permissive rainwater harvesting system meeting certain requirements. Counties are prohibited from imposing storm water sewer system rates and charges on property classified as either forestland or as timberland. This legislation does not impact the state general fund but reduces local revenues.

### **Providing Tax Incentives For Wood Biomass Fuel Production, Distribution, and Sale - No General Fund-State Revenue Impact**

Chapter 339, Laws of 2003 (EHB 2146), establishes tax incentives for the production, retail sale, and distribution of wood biomass fuels through 2009. A sales and use tax exemption is provided for the construction of manufacturing facilities. Property and leasehold excise tax exemptions are provided on real and personal property used for the purposes of manufacturing. A preferential B&O tax rate of 0.138 percent is provided to eligible manufacturers. A B&O tax deduction is provided for income derived from the sale of wood biomass fuel. An exemption from sales and use taxes is provided for machinery and equipment used directly in the sale or distribution of wood biomass fuel as well as any associated installation labor costs. This legislation does not impact state revenues in the 2003-05 biennium, as no production of wood biomass fuel is expected for several years.

### **Taxing Parimutuel Machines – No General Fund-State Revenue Impact**

Chapter 27, Laws of 2003, 1st sp.s. (SHB 2192), increases the parimutuel tax rate from 0.52 percent to 1.803 percent on the race meet gross receipts of small licensees, effective January 1, 2004. This legislation does not impact the state general fund but increases revenues to the Horse Racing Commission Account by \$181,000.

### **Extending Commute Trip Reduction (CTR) Incentives - No General Fund-State Revenue Impact**

Chapter 364, Laws of 2003 (ESHB 2228), allows a credit against the B&O and public utility taxes to businesses providing ride sharing incentives for employees in CTR programs. A \$750,000 annual grant program is established for public and private employers, developers, and property managers for the purpose of trip reduction; awards are to be based on the expected cost-effectiveness of trip-reduction project proposals. The credit and grant program is terminated in 2013. Although the tax credits reduce state general fund revenues, the reductions are offset by transfers from the Multimodal Transportation Account. This legislation reduces revenues to the Multimodal Transportation Account by \$6 million.

### **Authorizing Transportation Financing Alternatives - No General Fund-State Revenue Impact**

Chapter 361, Laws of 2003, Partial Veto (ESHB 2231), authorizes several transportation financing measures, including a 5 cent per gallon fuel tax increase; a 15 percent increase in gross weight fees for trucks over 10,000 pounds; an additional 0.3 percent sales tax on motor vehicles; and an option to retain a license plate number at time of replacement for \$20. The additional gas tax and additional gross weight fees are deposited to the new Transportation 2003 Account, while the sales tax on motor vehicles and the license plate retention fees are deposited into the Multimodal Transportation Account. The gas tax expires when the bonds sold to pay for the projects on the 2003 transportation project list are paid off. The rates at which refund distributions are calculated for off-road vehicles, snowmobiles, and marine usage are increased by one cent in each of the next five biennia. This legislation does not impact the state general fund but increases revenues to various transportation accounts by \$411.7 million. (The Governor vetoed a contingency section that would have voided the part of the legislation concerning license plate fees, if House Bill 2065 [Chapter 370, Laws of 2003, Partial Veto] was enacted.)

### **Relating to Increasing Revenue - \$100.6 Million General-Fund State Increase**

Chapter 13, Laws of 2003, 1st sp.s. (EHB 2269), includes a number of provisions that increase state general fund revenues. The legislation requires payment of most excise taxes by the 20th of the month instead of the 25th. Penalties are increased for the underpayment of state excise taxes. Promoters of special events such as auto shows, garden shows, and flea markets are required to verify that vendors at the event are registered with the Department of Revenue. The definition of "successor" is modified for purposes of liability for unpaid excise taxes after a business or its assets are sold. The holding period for certain types of unclaimed property under the Uniform Unclaimed Property Act is reduced from five years to three years. This legislation increases state general fund revenues by \$100.6 million.

### **Providing Tax Incentives for the Retention and Expansion of the Aerospace Industry in Washington State - \$25.3 Million General-Fund State**

Chapter 1, Laws of 2003, 2nd sp.s. (HB 2294), provides a number of tax preferences to the Washington aerospace industry. B&O tax rates are reduced for manufacturers of commercial airplanes or commercial airplane components. Manufacturers of commercial airplanes or commercial airplane components may take credits against B&O tax liability for pre-production development expenditures. Credits may also be taken against B&O tax liability for purchases of computer software and hardware that was acquired between July 1, 1995, and the effective date of the legislation and that has been used primarily for the digital design and development of commercial airplanes. The legislation provides sales and use tax exemptions for computer hardware, computer peripherals, and software acquired after the effective date of this bill, as well as for the associated installation labor and services costs if the equipment is used primarily in the development, design, and engineering of commercial airplanes or commercial airplane components. Sales and use tax exemptions are provided for the purchase of labor and services rendered in the construction of new buildings, and for the purchase or acquisition of components and fixtures of these buildings by a manufacturer of superefficient airplanes or by a port district for lease to a manufacturer of superefficient airplanes. A leasehold excise tax exemption is provided for these new buildings when constructed by a port district and leased to a manufacturer of superefficient airplanes. A property tax exemption is provided for buildings, machinery, and equipment on port district property when used exclusively for manufacturing superefficient airplanes. Credits may be taken against B&O tax liability for property taxes paid on new buildings and the land under new buildings when used exclusively for manufacturing commercial airplanes or components of commercial airplanes. The B&O rate reductions expire July 1, 2024, or, if the assembly of a superefficient airplane does not begin by the end of calendar 2007, on December 31, 2007. All other tax incentives expire on July 1, 2024. Annual reports on employment, wages, and employee benefits are required from all businesses that benefit from a tax incentive under this bill. The effective date of the bill is made contingent on the signing of a memorandum of agreement regarding an affirmative final decision to site a significant commercial airplane final assembly plant in Washington. This legislation reduces state general fund revenues by \$25.3 million and local revenues by \$1.4 million in the 2003-05 biennium.

**Requesting Congress to Restore the Federal Income Tax Deduction for State and Local Sales Taxes - No General Fund-State Revenue Impact**

Substitute House Joint Memorial 4004 requests Congress to restore the itemized deduction for sales taxes available to Washington State residents before 1986. This legislation has no revenue impact.

**Removing the Sale of Strong Beer from the Exclusive Jurisdiction of the Liquor Control Board - No General Fund-State Revenue Impact**

Chapter 167, Laws of 2003 (SSB 5051), allows the sale of strong beer under the same provisions as regular beer. Previously, strong beer was subject to the same taxes as hard alcohol. This legislation has no revenue impact.

**Revising Business and Occupation Taxation for Certain Aviation Businesses – \$1.3 Million General Fund-State Revenue Decrease**

Chapter 2, Laws of 2003, 1st sp.s. (ESSB 5071), reduces the B&O tax rate from 0.484 percent to 0.275 percent on the sale and repair of equipment used in interstate or foreign commerce by certain Federal Aviation Administration certificated aircraft repair facilities. Businesses using the special tax rate are required to report information on jobs and wages. The lower rate is terminated on July 1, 2006. This legislation reduces state general fund revenues by \$1.3 million.

**Strengthening Laws of Against Fuel Tax Evasion - No General Fund-State Revenue Impact**

Chapter 358, Laws of 2003 (SSB 5190), allows the Washington State Patrol to seize from any unlicensed importer or manufacturer any fuel imported into the state or manufactured in the state, as well as the conveyances in which the fuel is shipped. The penalty is reduced for a single event of using dyed diesel for a taxable purpose from a felony to a gross misdemeanor. Multiple dyed diesel infractions remain a felony. This legislation does not impact the state general fund but increases Motor Vehicle Account revenues by \$87,000.

**Authorizing An Alternative Local Option Fuel Tax - No General Fund-State Revenue Impact**

Chapter 350, Laws of 2003 (ESSB 5247), authorizes a regional transportation investment district to impose the local option fuel tax of 10 percent of the state fuel tax rate, subject to voter approval. This legislation does not impact the state general fund but provides authority to increase local government revenues. Of any new local revenue, 1 percent is deposited in the new Local Administration Account to fund Department of Revenue administrative expenses.

**Establishing a Quality Maintenance Fee on Nursing Facilities - \$78.2 million General Fund-State Revenue Increase**

Chapter 16, Laws of 2003, 1st sp.s. (E2SSB 5341), imposes a quality maintenance fee of \$6.50 per patient day on most nursing homes and directs the Department of Social and Health Services to submit a waiver, exempting certain nursing facilities from the fee, to the federal government. This legislation increases state general fund revenues by \$78.2 million.

**Providing an Ongoing Funding Source for the Community Economic Revitalization Board's Financial Assistance Programs - No General Fund-State Revenue Impact**

Chapter 150, Laws of 2003 (SB 5363), directs that all earnings from the Public Works Trust Fund be transferred to the Community Economic Revitalization Board's financial assistance programs beginning July 2005. Because this legislation has no effect until fiscal year 2006, there is no impact to the state general fund in the 2003-05 biennium.

**Providing Incentives to Reduce Air Pollution through the Use of Neighborhood Electric Vehicles - No General Fund-State Revenue Impact**

Chapter 353, Laws of 2003 (ESB 5450), includes certain electric vehicles that have a top speed of 20-25 miles per hour (mph) in the definition of motor vehicles and prohibits the operation of these vehicles on state highways and roads with a speed limit of over 35 mph. Insurance, drivers license, and seat belts are required. This legislation does not impact the state general fund but increases licensing revenues to various transportation accounts by a total of \$67,000.

### **Regulating Disposition of Returned License Plates - No General Fund-State Revenue Impact**

Chapter 359, Laws of 2003 (SSB 5600), authorizes the Department of Licensing (DOL) to provide used or returned license plates to individuals requesting them for non-vehicular uses. DOL is authorized to charge up to \$5 to cover the associated postage and handling costs. This legislation does not impact the state general fund but increases Motor Vehicle Account revenues by \$5,000.

### **Authorizing Additional Funding for Local Governments – No General Fund-State Revenue Impact**

Chapter 24, Laws of 2003, 1st sp.s, Partial Veto (2ESSB 5659), provides county and city governments with additional and more flexible funding sources. Counties are provided with additional general retail sales and use tax authority, subject to voter approval, of up to 0.3 percent. Forty percent of any revenue received under the new retail sales and use tax must be distributed to cities within the county on a per capita basis. Counties and cities may seek voter approval to increase property tax collections at a rate that exceeds 1 percent for up to six consecutive years. Certain small counties are permitted to opt out of the requirement to plan under the Growth Management Act. Clallam and Jefferson Counties are provided with an additional year by which to complete a review and evaluation of plans and regulations under the Growth Management Act. (The Governor vetoed the provisions pertaining to the Growth Management Act.) This legislation does not impact the state general fund but provides increased revenue authority to local governments.

### **Providing Tax Incentives to Support the State’s Semiconductor Cluster - No General Fund-State Revenue Impact**

Chapter 149, Laws of 2003 (SB 5725), creates a number of tax preferences for manufacturing semiconductor materials if a contract is signed for an investment of at least \$1 billion in a semiconductor microchip manufacturing facility in Washington. The B&O tax rate for manufacturing semiconductor materials is reduced from 0.484 percent to 0.275 percent, although manufacturers of semiconductor microchips are specifically provided a 100 percent B&O tax credit for the first nine years after the bill takes effect. An exemption is provided for the purchase or use of gases and chemicals used in semiconductor manufacturing from retail sales and use tax. Three additional preferences are provided if employment is maintained at a level that is at least 75 percent of the full employment level for 8 continuous years: an exemption from retail sales and use tax for the construction of new semiconductor manufacturing buildings; credit against B&O tax liability of \$3,000 for each employment position in semiconductor manufacturing production; and an exemption from property taxes for machinery and equipment used in manufacturing semiconductor materials. The tax preferences are terminated 12 years after they start. The legislation provides for accountability reporting and a review of the rates, credits, and exemptions. This legislation is effective upon the signing of a contract to construct a significant manufacturing facility and is not expected to impact the state general fund in the 2003-05 biennium.

### **Reporting Abandoned Property - No General Fund-State Revenue Increase**

Chapter 237, Laws of 2003 (SSB 5737), increases the value threshold from \$25 to \$50 at which a business must provide to the Department of Revenue (DOR) names and addresses of unclaimed property owners and attempt to notify apparent owners. The number of times that DOR must publish in a newspaper the list of people owning unclaimed property is reduced from two to one. This legislation has no revenue impact.

### **Implementing the Streamlined Sales and Use Tax Agreement - \$4.2 Million General Fund-State Revenue Increase**

Chapter 168, Laws of 2003 (SB 5783), enacts an extensive set of changes recommended in the Streamlined Sales and Use Tax Agreement developed by a number of states to simplify and improve state and local sales taxes. Changes are made in the sales and use tax treatment of delivery charges, eyeglass frames, prosthetic items, fruit and vegetable juices, and bottled water that will have at least moderate effects on amounts of taxes due. Other changes are made that affect the definitions and administrative provisions for sales and use taxes, but do not substantially affect amounts of taxes due. The Streamlined Sales and Use Tax Agreement provisions that would change which local government receives sales tax revenue for goods shipped to a customer address are not implemented; instead, the legislation provides for a study of this issue. This legislation increases state general fund revenues by \$4.2 million and local government revenues by \$1.2 million.



**Authorizing Cigarette Tax Contracts Between the State and Additional Indian Tribes - No General Fund-State Revenue Impact**

Chapter 236, Laws of 2003 (SSB 5933), adds the Samish Indian Nation, the Quileute Tribe, and the Kalispel Tribe to the list of tribes with which the Governor may make cigarette tax contracts. This legislation has no revenue impact.

**Increasing Certain Assessments and Penalties Imposed by Courts - No General Fund-State Revenue Impact**

Chapter 380, Laws of 2003 (ESSB 6023), increases the additional penalty on traffic infractions from \$10 to \$20. The first penalty assessments on fines, forfeitures, and penalties by courts of limited jurisdiction are increased from 60 percent to 70 percent of the fine. This legislation does not impact the state general fund but increases Public Safety and Education Account revenues by \$16.7 million and local government revenues by \$4.3 million.

**Authorizing Special Assessments to Fund Convention and Trade Promotion - No General Fund-State Revenue Impact**

Chapter 148, Laws of 2003 (ESSB 6026), authorizes the establishment of tourism promotion areas in counties with populations of more than 40,000 but less than one million persons, and in cities and towns within such counties. Local governments that establish tourism promotion areas are provided the authority to impose a charge on lodging of up to \$2 per room per night within the areas to fund the promotion of conventions and tourism in the areas. This legislation does not impact state general fund revenues but increases local government funding authority.

**Adjusting Fees, Taxes, and Penalties for Pilots and Aircraft - No General Fund-State Revenue Impact**

Chapter 375, Laws of 2003 (SB 6056), adjusts fees, taxes, and penalties for pilots and aircraft. Pilot, airmen, and airwomen annual registration fees are increased from \$8 to \$15. The additional revenues are used to fund airport maintenance during the 2003-05 biennium. Annual aircraft registration fees are increased from \$8 to \$15. The aircraft fuel tax is modified to a volumetric basis and is set at a fixed rate of 10 cents per gallon. Aircraft owners are required to notify the Department of Transportation of a change in ownership of a registered aircraft within 30 days. Aircraft owners are required to show proof of registration before an airport may lease or sell tie-down or hangar space to the owner. Civil penalties are established for failure to register as a pilot or to register an aircraft. This legislation does not impact the state general fund but increases Aeronautics Account revenues by \$1.1 million.

**Modifying the Distribution of State Property Taxes - \$188.3 Million General Fund-State Revenue Increase**

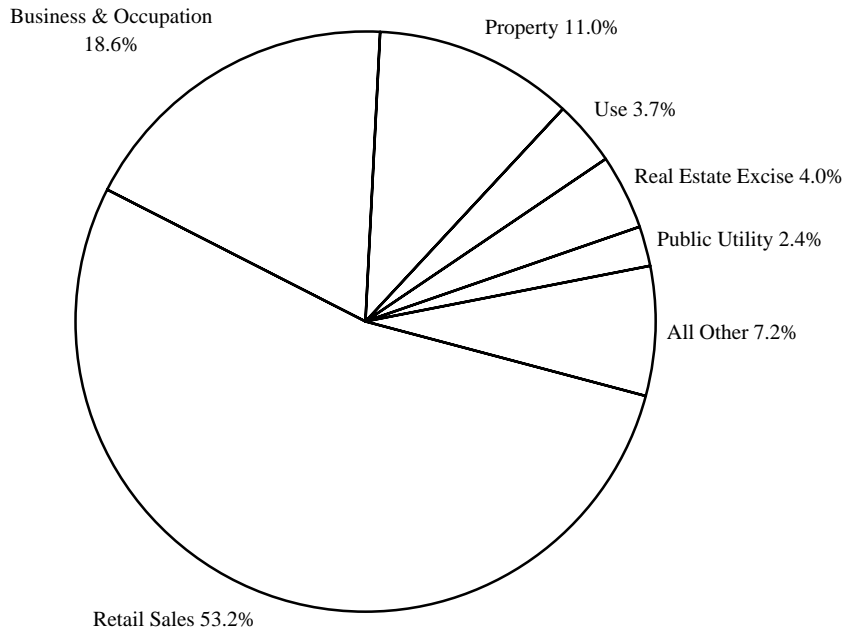
Chapter 19, Laws of 2003, 1st sp.s. (ESSB 6058), changes the per full-time equivalent (FTE) student allocations from the Student Achievement Fund from \$450 in the 2004-05 school year to \$254 per FTE student in the 2004-05 school year; \$300 per FTE student in the 2005-06 school year; \$375 per FTE student in the 2006-07 school year; and \$450 per FTE student in the 2007-08 school year. The per student allocation is increased by inflation after the 2007-08 school year. This legislation reallocates \$188.3 million in revenues from the Student Achievement Account to the state general fund in the 2003-05 biennium.

**Requesting Congress to Restore the Sales Tax Deduction for Federal Income Taxes - No General Fund-State Revenue Impact**

Senate Joint Memorial 8003 asks Congress to restore the federal income tax itemized deduction for sales taxes, which was available to citizens of Washington State prior to 1986. This legislation has no revenue impact.

**Washington State Revenue Forecast - March 2003**  
**2003-05 General Fund-State Revenues by Source**

(Dollars in Millions)



<b>Sources of Revenue</b>	
Retail Sales	11,944.7
Business & Occupation	4,170.8
Property *	2,478.2
Use	819.8
Real Estate Excise	892.0
Public Utility	529.9
All Other	1,616.1
<b>Total</b>	<b>22,451.5</b>

\* The state levy forecast reflects only the General Fund portion. The portion of the state levy that is transferred to the Student Achievement Account by Initiative 728 is excluded.

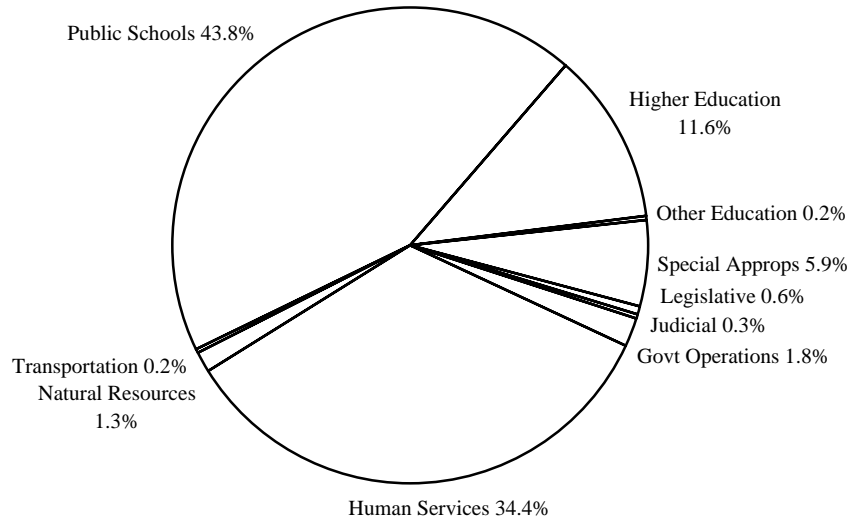
Note: Reflects the March 2003 Revenue Forecast (Cash Basis).

# Omnibus Operating Budget Comparisons

(Dollars in Thousands)

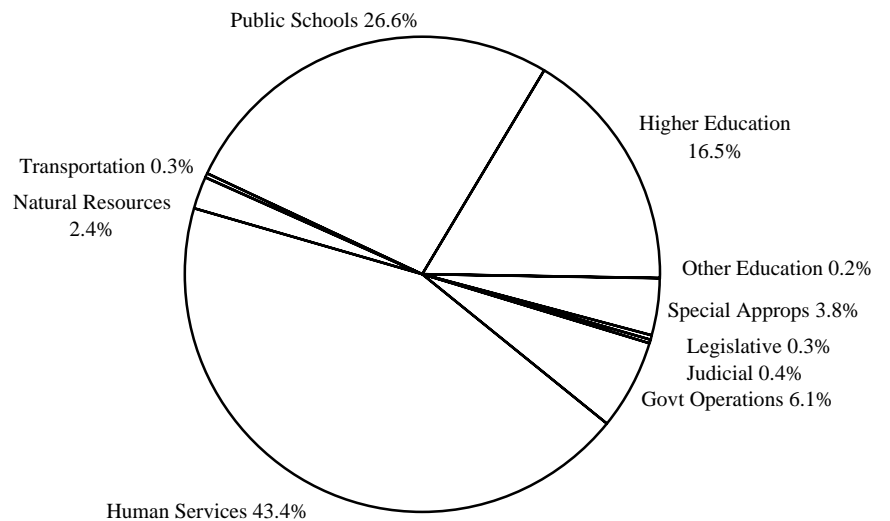
## General Fund - State

Legislative	129,628
Judicial	78,492
Governmental Operations	411,360
Human Services	7,933,222
Natural Resources	297,097
Transportation	48,834
Public Schools	10,104,649
Higher Education	2,667,195
Other Education	39,932
Special Appropriations	1,370,972
<b>Statewide Total</b>	<b>23,081,381</b>



## Total All Funds

Legislative	136,394
Judicial	162,179
Governmental Operations	2,726,495
Human Services	19,457,885
Natural Resources	1,091,562
Transportation	123,957
Public Schools	11,906,608
Higher Education	7,400,500
Other Education	99,594
Special Appropriations	1,690,584
<b>Statewide Total</b>	<b>44,795,758</b>



**Washington State Omnibus Operating Budget  
2001-03 Expenditure Authority vs. 2003-05 Budget**

**TOTAL STATE**

(Dollars in Thousands)

	<b>General Fund-State</b>			<b>Total All Funds</b>		
	<b>2001-03</b>	<b>2003-05</b>	<b>Difference</b>	<b>2001-03</b>	<b>2003-05</b>	<b>Difference</b>
Legislative	129,818	129,628	-190	136,110	136,394	284
Judicial	75,506	78,492	2,986	143,081	162,179	19,098
Governmental Operations	382,407	411,360	28,953	2,685,541	2,726,495	40,954
Other Human Services	1,254,397	1,328,153	73,756	3,491,299	3,629,216	137,917
DSHS	6,217,485	6,605,069	387,584	14,867,122	15,840,269	973,147
Natural Resources	333,375	297,097	-36,278	1,130,532	1,104,638	-25,894
Transportation	40,554	48,834	8,280	107,503	123,957	16,454
Public Schools	9,891,097	10,104,649	213,552	11,604,575	11,906,608	302,033
Higher Education	2,731,535	2,667,195	-64,340	6,439,578	7,400,500	960,922
Other Education	54,291	39,932	-14,359	110,802	99,594	-11,208
Special Appropriations	1,471,523	1,370,972	-100,551	1,834,368	1,665,908	-168,460
<b>Total Budget Bill</b>	<b>22,581,988</b>	<b>23,081,381</b>	<b>499,393</b>	<b>42,550,511</b>	<b>44,795,758</b>	<b>2,245,247</b>
Appropriations in Other Legislation	100	0	-100	25,100	0	-25,100
<b>Statewide Total</b>	<b>22,582,088</b>	<b>23,081,381</b>	<b>499,293</b>	<b>42,575,611</b>	<b>44,795,758</b>	<b>2,220,147</b>

*Note: Includes only appropriations from the Omnibus Operating Budget enacted through the 2003 legislative session.*

**Washington State Omnibus Operating Budget**  
**2001-03 Expenditure Authority vs. 2003-05 Budget**  
**LEGISLATIVE AND JUDICIAL**

(Dollars in Thousands)

	General Fund-State			Total All Funds		
	2001-03	2003-05	Difference	2001-03	2003-05	Difference
House of Representatives	55,385	56,342	957	55,430	56,387	957
Senate	45,662	45,174	-488	45,707	45,219	-488
Jt Leg Audit & Review Committee	4,069	3,344	-725	4,069	3,344	-725
LEAP Committee	2,747	3,455	708	2,950	3,455	505
Office of the State Actuary	0	0	0	2,054	2,616	562
Joint Legislative Systems Comm	13,253	13,507	254	14,959	15,320	361
Statute Law Committee	7,826	7,806	-20	10,065	10,053	-12
Redistricting Commission	876	0	-876	876	0	-876
<b>Total Legislative</b>	<b>129,818</b>	<b>129,628</b>	<b>-190</b>	<b>136,110</b>	<b>136,394</b>	<b>284</b>
Supreme Court	10,987	11,127	140	10,987	11,127	140
State Law Library	3,906	4,095	189	3,906	4,095	189
Court of Appeals	25,618	25,257	-361	25,618	25,257	-361
Commission on Judicial Conduct	1,895	1,828	-67	1,895	1,828	-67
Office of Administrator for Courts	32,330	34,635	2,305	87,556	105,927	18,371
Office of Public Defense	770	1,550	780	13,119	13,945	826
<b>Total Judicial</b>	<b>75,506</b>	<b>78,492</b>	<b>2,986</b>	<b>143,081</b>	<b>162,179</b>	<b>19,098</b>
<b>Total Legislative/Judicial</b>	<b>205,324</b>	<b>208,120</b>	<b>2,796</b>	<b>279,191</b>	<b>298,573</b>	<b>19,382</b>

**Washington State Omnibus Operating Budget**  
**2001-03 Expenditure Authority vs. 2003-05 Budget**  
**GOVERNMENTAL OPERATIONS**

(Dollars in Thousands)

	General Fund-State			Total All Funds		
	2001-03	2003-05	Difference	2001-03	2003-05	Difference
Office of the Governor	8,467	7,549	-918	12,568	12,543	-25
Office of the Lieutenant Governor	877	1,098	221	877	1,098	221
Public Disclosure Commission	3,756	3,561	-195	3,756	3,561	-195
Office of the Secretary of State	16,931	41,428	24,497	35,548	81,907	46,359
Governor's Office of Indian Affairs	548	467	-81	548	467	-81
Asian-Pacific-American Affrs	417	388	-29	417	388	-29
Office of the State Treasurer	0	0	0	12,870	13,149	279
Office of the State Auditor	1,952	1,403	-549	43,984	45,133	1,149
Comm Salaries for Elected Officials	227	240	13	227	240	13
Office of the Attorney General	8,884	8,166	-718	164,976	182,263	17,287
Caseload Forecast Council	1,231	1,277	46	1,231	1,277	46
Dept of Financial Institutions	0	0	0	24,392	28,442	4,050
Dept Community, Trade, Econ Dev	130,616	122,260	-8,356	382,713	396,606	13,893
Economic & Revenue Forecast Council	1,011	1,037	26	1,011	1,037	26
Office of Financial Management	24,944	25,045	101	82,932	75,318	-7,614
Office of Administrative Hearings	0	0	0	23,523	24,669	1,146
Department of Personnel	0	0	0	32,886	42,575	9,689
State Lottery Commission	0	0	0	812,320	705,818	-106,502
Washington State Gambling Comm	0	0	0	29,353	27,284	-2,069
WA State Comm on Hispanic Affairs	441	408	-33	441	408	-33
African-American Affairs Comm	423	397	-26	423	397	-26
Personnel Appeals Board	0	0	0	1,705	1,725	20
Department of Retirement Systems	0	0	0	53,244	48,572	-4,672
State Investment Board	0	100	100	13,461	13,362	-99
Department of Revenue	149,938	164,560	14,622	160,238	175,679	15,441
Board of Tax Appeals	2,200	2,129	-71	2,200	2,129	-71
Municipal Research Council	0	0	0	4,575	4,621	46
Minority & Women's Business Enterp	0	0	0	2,616	1,990	-626
Dept of General Administration	1,195	468	-727	129,649	129,245	-404
Department of Information Services	0	2,000	2,000	207,397	207,447	50
Office of Insurance Commissioner	0	0	0	30,550	32,938	2,388
State Board of Accountancy	0	0	0	1,716	1,985	269
Forensic Investigations Council	0	0	0	276	274	-2
Washington Horse Racing Commission	0	0	0	4,436	4,609	173
WA State Liquor Control Board	2,922	2,909	-13	156,106	159,608	3,502
Utilities and Transportation Comm	0	0	0	30,829	29,481	-1,348
Board for Volunteer Firefighters	0	0	0	569	733	164
Military Department	17,905	16,709	-1,196	143,722	185,462	41,740
Public Employment Relations Comm	4,564	4,758	194	4,564	7,300	2,736
Growth Management Hearings Board	2,958	3,003	45	2,958	3,003	45
State Convention and Trade Center	0	0	0	67,734	71,752	4,018
<b>Total Governmental Operations</b>	<b>382,407</b>	<b>411,360</b>	<b>28,953</b>	<b>2,685,541</b>	<b>2,726,495</b>	<b>40,954</b>

**Washington State Omnibus Operating Budget**  
**2001-03 Expenditure Authority vs. 2003-05 Budget**

**HUMAN SERVICES**

(Dollars in Thousands)

	General Fund-State			Total All Funds		
	2001-03	2003-05	Difference	2001-03	2003-05	Difference
WA State Health Care Authority	6,655	0	-6,655	664,413	538,159	-126,254
Human Rights Commission	5,171	4,775	-396	7,065	6,384	-681
Bd of Industrial Insurance Appeals	0	0	0	29,619	30,149	530
Criminal Justice Training Comm	0	0	0	18,756	18,686	-70
Department of Labor and Industries	11,094	11,723	629	457,528	472,499	14,971
Indeterminate Sentence Review Board	1,968	1,960	-8	1,968	1,960	-8
Home Care Quality Authority	171	671	500	171	671	500
Department of Health	112,182	118,367	6,185	649,483	729,616	80,133
Department of Veterans' Affairs	20,144	21,576	1,432	72,144	78,593	6,449
Department of Corrections	1,092,010	1,164,069	72,059	1,130,568	1,199,364	68,796
Dept of Services for the Blind	3,234	3,534	300	18,293	19,685	1,392
Sentencing Guidelines Commission	1,768	1,478	-290	1,768	1,478	-290
Department of Employment Security	0	0	0	439,523	531,972	92,449
<b>Total Other Human Services</b>	<b>1,254,397</b>	<b>1,328,153</b>	<b>73,756</b>	<b>3,491,299</b>	<b>3,629,216</b>	<b>137,917</b>

**Washington State Omnibus Operating Budget**  
**2001-03 Expenditure Authority vs. 2003-05 Budget**  
**DEPARTMENT OF SOCIAL & HEALTH SERVICES**

(Dollars in Thousands)

	General Fund-State			Total All Funds		
	2001-03	2003-05	Difference	2001-03	2003-05	Difference
Children and Family Services	456,146	464,034	7,888	839,285	910,037	70,752
Juvenile Rehabilitation	161,432	146,792	-14,640	229,869	204,951	-24,918
Mental Health	595,283	674,685	79,402	1,157,015	1,229,646	72,631
Developmental Disabilities	627,447	678,562	51,115	1,203,569	1,291,739	88,170
Long-Term Care	1,019,659	1,128,314	108,655	2,089,076	2,314,357	225,281
Economic Services Administration	849,956	815,547	-34,409	2,247,657	2,059,185	-188,472
Alcohol & Substance Abuse	72,399	80,640	8,241	230,394	232,354	1,960
Medical Assistance Payments	2,273,314	2,450,197	176,883	6,550,231	7,256,903	706,672
Vocational Rehabilitation	20,506	20,382	-124	103,051	106,625	3,574
Administration/Support Svcs	55,237	61,894	6,657	104,204	108,456	4,252
Payments to Other Agencies	86,106	84,022	-2,084	112,771	126,016	13,245
<b>Total DSHS</b>	<b>6,217,485</b>	<b>6,605,069</b>	<b>387,584</b>	<b>14,867,122</b>	<b>15,840,269</b>	<b>973,147</b>
<b>Total Human Services</b>	<b>7,471,882</b>	<b>7,933,222</b>	<b>461,340</b>	<b>18,358,421</b>	<b>19,469,485</b>	<b>1,111,064</b>



**Washington State Omnibus Operating Budget**  
**2001-03 Expenditure Authority vs. 2003-05 Budget**  
**NATURAL RESOURCES**

(Dollars in Thousands)

	General Fund-State			Total All Funds		
	2001-03	2003-05	Difference	2001-03	2003-05	Difference
Columbia River Gorge Commission	777	684	-93	1,526	1,347	-179
Department of Ecology	73,629	66,727	-6,902	320,232	316,611	-3,621
WA Pollution Liab Insurance Program	0	0	0	2,150	1,894	-256
State Parks and Recreation Comm	62,530	59,962	-2,568	99,817	103,146	3,329
Interagency Comm for Outdoor Rec	323	2,502	2,179	14,270	24,260	9,990
Environmental Hearings Office	1,668	1,883	215	1,668	1,883	215
State Conservation Commission	4,272	4,479	207	7,770	6,641	-1,129
Dept of Fish and Wildlife	90,703	81,632	-9,071	288,030	277,840	-10,190
Department of Natural Resources	84,281	64,540	-19,741	304,162	280,145	-24,017
Department of Agriculture	15,192	14,688	-504	90,907	90,871	-36
<b>Total Natural Resources</b>	<b>333,375</b>	<b>297,097</b>	<b>-36,278</b>	<b>1,130,532</b>	<b>1,104,638</b>	<b>-25,894</b>

**Washington State Omnibus Operating Budget**  
**2001-03 Expenditure Authority vs. 2003-05 Budget**  
**TRANSPORTATION**

(Dollars in Thousands)

---

	<b>General Fund-State</b>			<b>Total All Funds</b>		
	<u>2001-03</u>	<u>2003-05</u>	<u>Difference</u>	<u>2001-03</u>	<u>2003-05</u>	<u>Difference</u>
Washington State Patrol	29,838	38,860	9,022	73,066	88,373	15,307
Department of Licensing	<u>10,716</u>	<u>9,974</u>	<u>-742</u>	<u>34,437</u>	<u>35,584</u>	<u>1,147</u>
<b>Total Transportation</b>	<b>40,554</b>	<b>48,834</b>	<b>8,280</b>	<b>107,503</b>	<b>123,957</b>	<b>16,454</b>

# Washington State Omnibus Operating Budget

## 2001-03 Expenditure Authority vs. 2003-05 Budget

### EDUCATION

(Dollars in Thousands)

	General Fund-State			Total All Funds		
	2001-03	2003-05	Difference	2001-03	2003-05	Difference
OSPI & Statewide Programs	51,480	41,538	-9,942	209,371	129,190	-80,181
General Apportionment	7,514,713	7,945,276	430,563	7,514,713	7,945,276	430,563
Pupil Transportation	404,421	411,917	7,496	404,421	411,917	7,496
School Food Services	6,200	6,200	0	307,192	383,061	75,869
Special Education	830,428	861,198	30,770	1,125,443	1,270,835	145,392
Traffic Safety Education	4,278	0	-4,278	4,278	0	-4,278
Educational Service Districts	9,328	7,075	-2,253	9,328	7,075	-2,253
Levy Equalization	296,720	329,309	32,589	296,720	329,309	32,589
Elementary/Secondary School Improv	0	0	0	199,660	46,198	-153,462
Institutional Education	36,917	37,688	771	45,465	37,688	-7,777
Ed of Highly Capable Students	12,716	13,211	495	12,716	13,211	495
Student Achievement Program	0	0	0	391,213	398,203	6,990
Education Reform	67,149	74,767	7,618	128,220	204,129	75,909
Transitional Bilingual Instruction	86,909	101,853	14,944	106,664	148,162	41,498
Learning Assistance Program (LAP)	135,323	129,436	-5,887	265,954	436,614	170,660
Block Grants	23,195	0	-23,195	23,195	0	-23,195
State Flexible Education Funds	20,612	0	-20,612	20,612	0	-20,612
Better Schools Program	8,996	0	-8,996	8,996	0	-8,996
Compensation Adjustments	381,712	145,181	-236,531	381,958	145,740	-236,218
Common School Construction	0	0	0	148,456	0	-148,456
<b>Total Public Schools</b>	<b>9,891,097</b>	<b>10,104,649</b>	<b>213,552</b>	<b>11,604,575</b>	<b>11,906,608</b>	<b>302,033</b>

**Washington State Omnibus Operating Budget**  
**2001-03 Expenditure Authority vs. 2003-05 Budget**

**PUBLIC SCHOOLS**

(Dollars in Thousands)

	General Fund-State			Total All Funds		
	2001-03	2003-05	Difference	2001-03	2003-05	Difference
Higher Education Coordinating Board	264,129	312,297	48,168	279,914	329,640	49,726
University of Washington	679,674	631,212	-48,462	2,925,540	3,624,733	699,193
Washington State University	395,169	375,219	-19,950	817,324	864,579	47,255
Eastern Washington University	89,241	83,044	-6,197	162,729	160,199	-2,530
Central Washington University	85,572	81,156	-4,416	175,149	181,036	5,887
The Evergreen State College	49,513	46,449	-3,064	88,824	90,620	1,796
Spokane Intercol Rsch & Tech Inst	2,896	2,822	-74	4,223	2,922	-1,301
Western Washington University	117,700	109,182	-8,518	235,470	254,158	18,688
Community/Technical College System	1,047,641	1,025,814	-21,827	1,750,405	1,892,613	142,208
<b>Total Higher Education</b>	<b>2,731,535</b>	<b>2,667,195</b>	<b>-64,340</b>	<b>6,439,578</b>	<b>7,400,500</b>	<b>960,922</b>
State School for the Blind	9,174	9,255	81	10,428	10,590	162
State School for the Deaf	15,093	15,137	44	15,325	15,369	44
Work Force Trng & Educ Coord Board	3,391	3,282	-109	48,877	57,571	8,694
State Library	12,000	0	-12,000	18,976	0	-18,976
Washington State Arts Commission	5,661	4,500	-1,161	6,664	5,526	-1,138
Washington State Historical Society	5,851	4,867	-984	7,411	7,647	236
East Wash State Historical Society	3,121	2,891	-230	3,121	2,891	-230
<b>Total Other Education</b>	<b>54,291</b>	<b>39,932</b>	<b>-14,359</b>	<b>110,802</b>	<b>99,594</b>	<b>-11,208</b>
<b>Total Education</b>	<b>12,676,923</b>	<b>12,811,776</b>	<b>134,853</b>	<b>18,154,955</b>	<b>19,406,702</b>	<b>1,251,747</b>

**Washington State Omnibus Operating Budget**  
**2001-03 Expenditure Authority vs. 2003-05 Budget**  
**SPECIAL APPROPRIATIONS**

(Dollars in Thousands)

	<b>General Fund-State</b>			<b>Total All Funds</b>		
	<u>2001-03</u>	<u>2003-05</u>	<u>Difference</u>	<u>2001-03</u>	<u>2003-05</u>	<u>Difference</u>
Bond Retirement and Interest	1,211,070	1,249,251	38,181	1,382,942	1,439,607	56,665
Special Approps to the Governor	111,369	18,249	-93,120	208,773	81,015	-127,758
Sundry Claims	764	18	-746	785	383	-402
State Employee Compensation Adjust	103,943	48,284	-55,659	197,491	89,733	-107,758
Contributions to Retirement Systems	<u>44,377</u>	<u>55,170</u>	<u>10,793</u>	<u>44,377</u>	<u>55,170</u>	<u>10,793</u>
<b>Total Special Appropriations</b>	<b>1,471,523</b>	<b>1,370,972</b>	<b>-100,551</b>	<b>1,834,368</b>	<b>1,665,908</b>	<b>-168,460</b>



# Omnibus Appropriations Act - Agency Detail

## DIRECTORY

<b>Agency</b>	<b>Page</b>
Accountancy, State Board of .....	105
Actuary, Office of the State .....	56
Administrative Hearings, Office of .....	89
Administrator for the Courts, Office of the .....	66
African-American Affairs, Washington State Commission on .....	93
Agriculture, Department of .....	205
Arts Commission, Washington State .....	267
Asian-Pacific-American Affairs, Washington State Commission on .....	79
Attorney General, Office of the .....	83
Auditor, Office of the State .....	81
Bond Retirement & Interest .....	277
Caseload Forecast Council .....	84
Central Washington University .....	256
Columbia River Gorge Commission .....	189
Community & Technical College System .....	248
Community, Trade, & Economic Development, Department of .....	85
Conservation Commission, State .....	197
Convention and Trade Center, State .....	117
Corrections, Department of .....	178
Court of Appeals .....	64
Criminal Justice Training Commission, Washington State .....	169
Eastern Washington State Historical Society .....	269
Eastern Washington University .....	254
Ecology, Department of .....	190
Economic & Revenue Forecast Council .....	87
Employee Compensation Adjustments, State .....	281
Employment Security, Department of .....	183
Environmental Hearings Office .....	196
Financial Institutions, Department of .....	118
Financial Management, Office of .....	88
Fish and Wildlife, Department of .....	198

<b>Agency</b>	<b>Page</b>
Forensic Investigation Council . . . . .	106
Gambling Commission, Washington State . . . . .	120
General Administration, Department of . . . . .	102
Governor, Office of the . . . . .	73
Growth Management Hearings Board . . . . .	116
Health, Department of . . . . .	175
Health Care Authority, Washington State . . . . .	164
Higher Education Coordinating Board . . . . .	261
Hispanic Affairs, Washington State Commission on . . . . .	92
Home Care Quality Authority . . . . .	174
Horse Racing Commission, Washington . . . . .	107
House of Representatives . . . . .	52
Human Rights Commission . . . . .	167
Indeterminate Sentence Review Board . . . . .	172
Indian Affairs, Governor’s Office of . . . . .	78
Industrial Insurance Appeals, Board of . . . . .	168
Information Services, Department of . . . . .	103
Insurance Commissioner, Office of . . . . .	104
Investment Board, State . . . . .	97
Joint Legislative Audit & Review Committee . . . . .	54
Joint Legislative Systems Committee . . . . .	57
Judicial Conduct, Commission on . . . . .	65
Labor & Industries, Department of . . . . .	170
Legislative Evaluation & Accountability Program Committee . . . . .	55
Licensing, Department of . . . . .	212
Lieutenant Governor, Office of the . . . . .	74
Liquor Control Board, Washington State . . . . .	108
Lottery Commission, State . . . . .	91
Military Department . . . . .	112
Minority & Women’s Business Enterprises, Office of . . . . .	101
Municipal Research Council . . . . .	100
Natural Resources, Department of . . . . .	201
Outdoor Recreation, Interagency Committee for . . . . .	195



<b>Agency</b>	<b>Page</b>
Parks and Recreation Commission, State . . . . .	193
Personnel Appeals Board . . . . .	94
Personnel, Department of . . . . .	90
Pollution Liability Insurance Program, Washington . . . . .	207
Public Defense, Office of . . . . .	68
Public Disclosure Commission. . . . .	75
Public Employment Relations Commission . . . . .	115
Public Schools . . . . .	217
OSPI & Statewide Programs . . . . .	222
General Apportionment . . . . .	224
Compensation Adjustments . . . . .	225
Pupil Transportation. . . . .	226
School Food Services. . . . .	227
Special Education . . . . .	228
Educational Service Districts. . . . .	229
Levy Equalization. . . . .	230
Institutional Education . . . . .	231
Education of Highly Capable Students . . . . .	232
Elementary & Secondary School Improvement . . . . .	233
Education Reform. . . . .	234
Transitional Bilingual Instruction . . . . .	236
Learning Assistance Program (LAP) . . . . .	237
Student Achievement Program . . . . .	238
State Flexible Education Funds . . . . .	239
Retirement Systems, Contributions to . . . . .	278
Retirement Systems, Department of . . . . .	95
Revenue, Department of . . . . .	98
Salaries for Elected Officials, Citizens' Commission on . . . . .	82
School for the Blind, State . . . . .	270
School for the Deaf, State. . . . .	271
Secretary of State, Office of the . . . . .	76
Senate. . . . .	53
Sentencing Guidelines Commission . . . . .	182
Services for the Blind, Department of . . . . .	181

<b>Agency</b>	<b>Page</b>
Social & Health Services, Department of . . . . .	125
Children & Family Services . . . . .	132
Juvenile Rehabilitation. . . . .	135
Mental Health . . . . .	138
Developmental Disabilities . . . . .	141
Long-Term Care . . . . .	144
Economic Services Administration . . . . .	147
Alcohol & Substance Abuse . . . . .	150
Medical Assistance Payments . . . . .	152
Vocational Rehabilitation . . . . .	157
Administration & Supporting Services . . . . .	158
Payments to Other Agencies . . . . .	160
Special Appropriations to the Governor . . . . .	280
Spokane Intercollegiate Research & Technology Institute . . . . .	262
State Law Library . . . . .	63
State Patrol, Washington . . . . .	214
Statute Law Committee. . . . .	58
Sundry Claims . . . . .	279
Supreme Court. . . . .	62
Tax Appeals, Board of . . . . .	99
The Evergreen State College . . . . .	258
Treasurer, Office of the State . . . . .	80
University of Washington. . . . .	250
Utilities and Transportation Commission . . . . .	110
Veterans' Affairs, Department of . . . . .	173
Volunteer Firefighters, Board for. . . . .	111
Washington State Historical Society . . . . .	268
Washington State University . . . . .	252
Western Washington University . . . . .	260
Work Force Training & Education Coordinating Board . . . . .	266

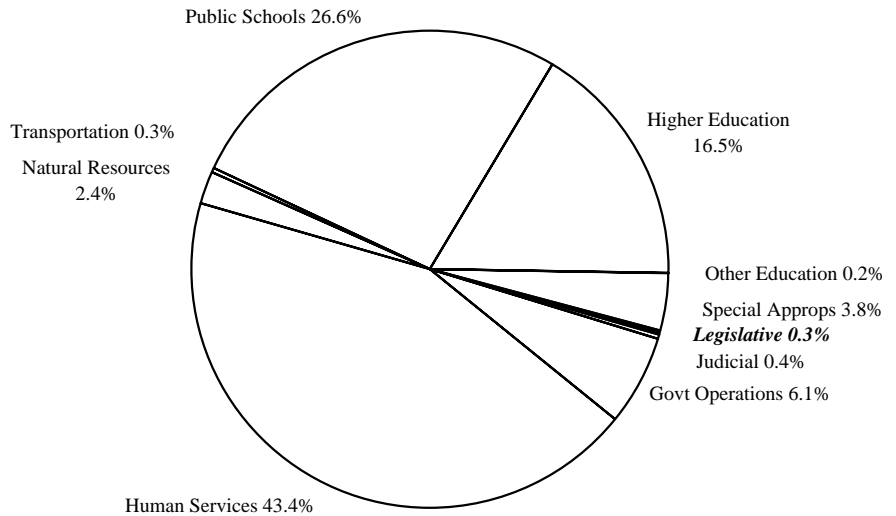
# Legislative

Appropriations for the 2003-05 biennium for the state's legislative agencies, including the House of Representatives, the Senate, and the statutory legislative committees, provide carryforward funding for the statutory and constitutional duties of these agencies. In order to attain administrative efficiencies, legislative agency budgets are reduced for FTE staff years, salaries, benefits, and other operating costs commensurate with other state agencies.

## 2003-05 Washington State Operating Budget Total Budgeted Funds

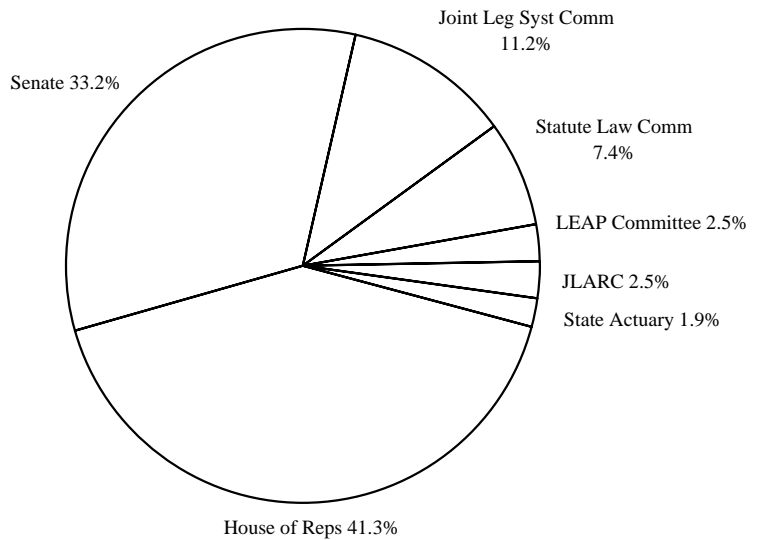
(Dollars in Thousands)

<b>Legislative</b>	<b>136,394</b>
Judicial	162,179
Governmental Operations	2,726,495
Human Services	19,457,885
Natural Resources	1,091,562
Transportation	123,957
Public Schools	11,906,608
Higher Education	7,400,500
Other Education	99,594
Special Appropriations	1,690,584
<b>Statewide Total</b>	<b>44,795,758</b>



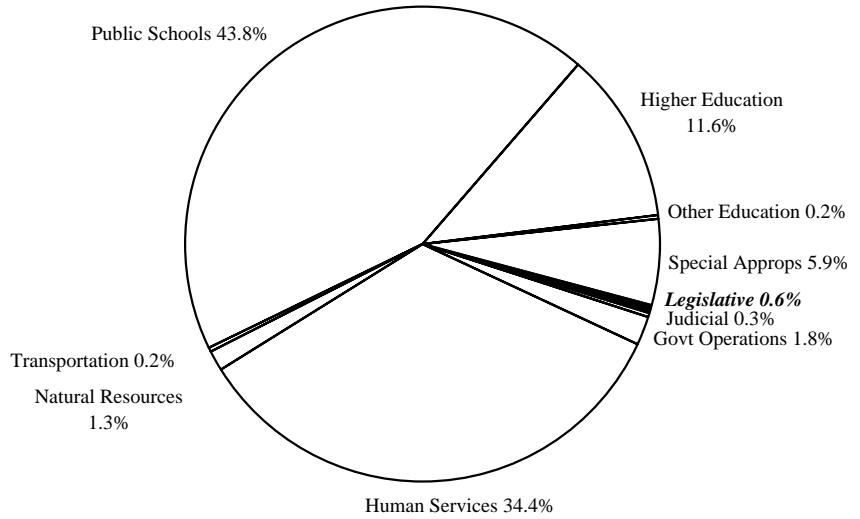
### Washington State

House of Representatives	56,387
Senate	45,219
Jt Leg Systems Comm	15,320
Statute Law Committee	10,053
LEAP Committee	3,455
Jt Leg Audit & Rev Comm	3,344
State Actuary	2,616
<b>Legislative</b>	<b>136,394</b>



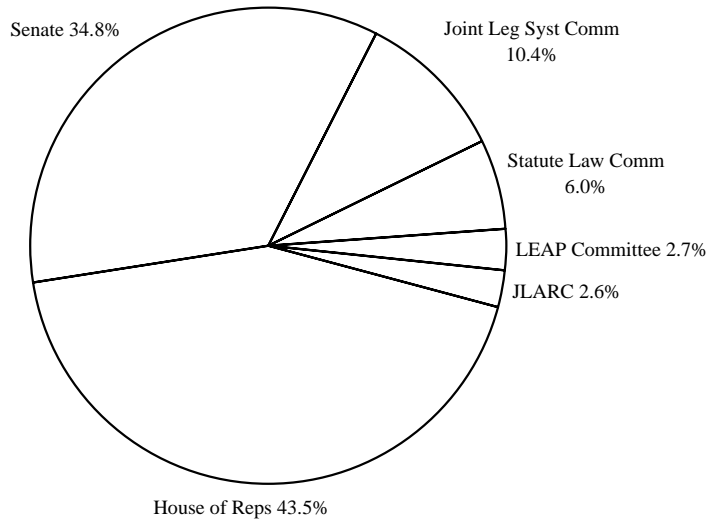
**2003-05 Washington State Operating Budget**  
**General Fund-State**  
(Dollars in Thousands)

<b>Legislative</b>	<b>129,628</b>
Judicial	78,492
Governmental Operations	411,360
Human Services	7,933,222
Natural Resources	297,097
Transportation	48,834
Public Schools	10,104,649
Higher Education	2,667,195
Other Education	39,932
Special Appropriations	1,370,972
<b>Statewide Total</b>	<b>23,081,381</b>



**Washington State**

House of Representatives	56,342
Senate	45,174
Jt Leg Systems Comm	13,507
Statute Law Committee	7,806
LEAP Committee	3,455
Jt Leg Audit & Rev Comm	3,344
<b>Legislative</b>	<b>129,628</b>



## House of Representatives

(Dollars in Thousands)

	GF-S	Other	Total
<b>2001-03 Expenditure Authority</b>	<b>55,385</b>	<b>45</b>	<b>55,430</b>
<b>2003-05 Maintenance Level</b>	<b>57,075</b>	<b>45</b>	<b>57,120</b>
<b>Policy Changes</b>			
1. Pension Funding Change	-266	0	-266
2. Transfer Transpo Committee Staff	1,715	0	1,715
3. Revolving Funds	152	0	152
4. Staff Reduc. & Oper. Efficiencies	-2,334	0	-2,334
<b>Total 2003-05 Biennium</b>	<b>56,342</b>	<b>45</b>	<b>56,387</b>
Fiscal Year 2004 Total	28,109	0	28,109
Fiscal Year 2005 Total	28,233	45	28,278

**Comments:**

NOTE: The appropriations to the House of Representatives include \$171,000 for the independent operations of the Legislative Ethics Board. Expenditure decisions of the Board, including employment of staff, shall be independent of the House of Representatives and the Senate.

1. **Pension Funding Change** - Savings are achieved by adopting a new actuarial method for smoothing returns on assets for the Public Employees' Retirement System (PERS), the School Employees' Retirement System, and the Teachers' Retirement System (TRS). The new method varies the length of smoothing of a particular year's gain or loss depending on the difference from the actuarially-assumed rate of investment return. In addition, no contributions will be made toward the unfunded liabilities in the PERS and TRS Plans 1 during FY 2004 and FY 2005.
2. **Transfer Transpo Committee Staff** - Funding for House Transportation Committee support is transferred from the state transportation budget (Motor Vehicle Account-State) to the state operating budget (General Fund-State) in accordance with the transfer of committee staff to the House Office of Program Research.
3. **Revolving Funds** - Funding levels for services provided by other state agencies, such as the Office of the Attorney General, are adjusted to reflect what those agencies are expected to bill for their services.
4. **Staff Reduc. & Oper. Efficiencies** - In order to attain administrative efficiencies, agency budgets are reduced for FTE staff years, salaries, benefits, and other operating costs.

**Senate**

(Dollars in Thousands)

	<u>GF-S</u>	<u>Other</u>	<u>Total</u>
<b>2001-03 Expenditure Authority</b>	<b>45,662</b>	<b>45</b>	<b>45,707</b>
<b>2003-05 Maintenance Level</b>	<b>45,919</b>	<b>45</b>	<b>45,964</b>
<b>Policy Changes</b>			
1. Pension Funding Change	-196	0	-196
2. Revolving Funds	174	0	174
3. Staff Reduc. & Oper. Efficiencies	-723	0	-723
<b>Total 2003-05 Biennium</b>	<b>45,174</b>	<b>45</b>	<b>45,219</b>
Fiscal Year 2004 Total	22,001	0	22,001
Fiscal Year 2005 Total	23,173	45	23,218

**Comments:**

NOTE: The appropriations to the Senate include \$171,000 for the independent operations of the Legislative Ethics Board. Expenditure decisions of the Board, including employment of staff, shall be independent of the House of Representatives and the Senate.

1. **Pension Funding Change** - Savings are achieved by adopting a new actuarial method for smoothing returns on assets for the Public Employees' Retirement System (PERS), the School Employees' Retirement System, and the Teachers' Retirement System (TRS). The new method varies the length of smoothing of a particular year's gain or loss depending on the difference from the actuarially-assumed rate of investment return. In addition, no contributions will be made toward the unfunded liabilities in the PERS and TRS Plans 1 during FY 2004 and FY 2005.
2. **Revolving Funds** - Funding levels for services provided by other state agencies, such as the Office of the Attorney General, are adjusted to reflect what those agencies are expected to bill for their services.
3. **Staff Reduc. & Oper. Efficiencies** - In order to attain administrative efficiencies, agency budgets are reduced for FTE staff years, salaries, benefits, and other operating costs.

## Joint Legislative Audit & Review Committee

(Dollars in Thousands)

	GF-S	Other	Total
<b>2001-03 Expenditure Authority</b>	<b>4,069</b>	<b>0</b>	<b>4,069</b>
<b>2003-05 Maintenance Level</b>	<b>3,436</b>	<b>0</b>	<b>3,436</b>
<b>Policy Changes</b>			
1. Pension Funding Change	-20	0	-20
2. Revolving Funds	14	0	14
3. Staff Reduc. & Oper. Efficiencies	-86	0	-86
<b>Total 2003-05 Biennium</b>	<b>3,344</b>	<b>0</b>	<b>3,344</b>
Fiscal Year 2004 Total	1,627	0	1,627
Fiscal Year 2005 Total	1,717	0	1,717

**Comments:**

1. **Pension Funding Change** - Savings are achieved by adopting a new actuarial method for smoothing returns on assets for the Public Employees' Retirement System (PERS), the School Employees' Retirement System, and the Teachers' Retirement System (TRS). The new method varies the length of smoothing of a particular year's gain or loss depending on the difference from the actuarially-assumed rate of investment return. In addition, no contributions will be made toward the unfunded liabilities in the PERS and TRS Plans 1 during FY 2004 and FY 2005.
  
2. **Revolving Funds** - Funding levels for services provided by other state agencies, such as the Office of the Attorney General, are adjusted to reflect what those agencies are expected to bill for their services.
  
3. **Staff Reduc. & Oper. Efficiencies** - In order to attain administrative efficiencies, agency budgets are reduced for FTE staff years, salaries, benefits, and other operating costs.



## Legislative Evaluation & Accountability Program

(Dollars in Thousands)

	GF-S	Other	Total
<b>2001-03 Expenditure Authority</b>	<b>2,747</b>	<b>691</b>	<b>3,438</b>
<b>2003-05 Maintenance Level</b>	<b>3,292</b>	<b>0</b>	<b>3,292</b>
<b>Policy Changes</b>			
1. Database Administrator	180	0	180
2. Pension Funding Change	-21	0	-21
3. Regional Cost of Living Index	50	0	50
4. Revolving Funds	24	0	24
5. Staff Reduc. & Oper. Efficiencies	-70	0	-70
<b>Total 2003-05 Biennium</b>	<b>3,455</b>	<b>0</b>	<b>3,455</b>
Fiscal Year 2004 Total	1,656	0	1,656
Fiscal Year 2005 Total	1,799	0	1,799

**Comments:**

1. **Database Administrator** - Funding is provided for a database administrator. This position will be responsible for optimizing database performance and design, including security, access, retrieval, data updates, and backups. Increased demand for databases, in addition to increasing database size, quantity, and complexity, are driving the need for a dedicated position.
  
2. **Pension Funding Change** - Savings are achieved by adopting a new actuarial method for smoothing returns on assets for the Public Employees' Retirement System (PERS), the School Employees' Retirement System, and the Teachers' Retirement System (TRS). The new method varies the length of smoothing of a particular year's gain or loss depending on the difference from the actuarially-assumed rate of investment return. In addition, no contributions will be made toward the unfunded liabilities in the PERS and TRS Plans 1 during FY 2004 and FY 2005.
  
3. **Regional Cost of Living Index** - Funding is provided for the Committee, in consultation with the Economic and Revenue Forecast Council, to develop a regional cost-of-living index for each region served by an Educational Service District of the K-12 system.
  
4. **Revolving Funds** - Funding levels for services provided by other state agencies, such as the Office of the Attorney General, are adjusted to reflect what those agencies are expected to bill for their services.
  
5. **Staff Reduc. & Oper. Efficiencies** - In order to attain administrative efficiencies, agency budgets are reduced for FTE staff years, salaries, benefits, and other operating costs.

**Office of the State Actuary**

(Dollars in Thousands)

	<u>GF-S</u>	<u>Other</u>	<u>Total</u>
<b>2001-03 Expenditure Authority</b>	<b>0</b>	<b>2,054</b>	<b>2,054</b>
<b>2003-05 Maintenance Level</b>	<b>0</b>	<b>2,143</b>	<b>2,143</b>
<b>Policy Changes</b>			
1. Research Analyst Position Upgrade	0	58	58
2. LEOFF 2 Board Support	0	189	189
3. New Lease Costs	0	178	178
4. Pension Funding Change	0	-12	-12
5. Revolving Funds	0	60	60
<b>Total 2003-05 Biennium</b>	<b>0</b>	<b>2,616</b>	<b>2,616</b>
Fiscal Year 2004 Total	0	1,362	1,362
Fiscal Year 2005 Total	0	1,254	1,254

**Comments:**

1. **Research Analyst Position Upgrade** - Funding is provided to upgrade a research analyst/legal position to a senior analyst/legal classification. (Department of Retirement Systems Expense Account-State)
2. **LEOFF 2 Board Support** - Funding is provided for an additional assistant actuary position to handle increased workload associated with the creation of the Law Enforcement Officers' and Fire Fighters' Retirement System (LEOFF) Plan 2 Board by Initiative 790. The expenses of the Office of the State Actuary (OSA) will initially be covered by the Department of Retirement Systems Expense Account and then reimbursed by the LEOFF 2 Board from its expense fund. (Department of Retirement Systems Expense Account-State)
3. **New Lease Costs** - Funding is provided for OSA to relocate and lease a larger facility. Additional staff required to support the LEOFF Plan 2 Board causes OSA to exceed the capacity of their current space. (Department of Retirement Systems Expense Fund-State)
4. **Pension Funding Change** - Savings are achieved by adopting a new actuarial method for smoothing returns on assets for the Public Employees' Retirement System (PERS), the School Employees' Retirement System, and the Teachers' Retirement System (TRS). The new method varies the length of smoothing of a particular year's gain or loss depending on the difference from the actuarially-assumed rate of investment return. In addition, no contributions will be made toward the unfunded liabilities in the PERS and TRS Plans 1 during FY 2004 and FY 2005. (Department of Retirement Systems Expense Account-State)
5. **Revolving Funds** - Funding levels for services provided by other state agencies, such as the Office of the Attorney General, are adjusted to reflect what those agencies are expected to bill for their services. (Department of Retirement Systems Expense Account-State)

## Joint Legislative Systems Committee

(Dollars in Thousands)

	GF-S	Other	Total
<b>2001-03 Expenditure Authority</b>	<b>13,253</b>	<b>1,706</b>	<b>14,959</b>
<b>2003-05 Maintenance Level</b>	<b>13,664</b>	<b>1,813</b>	<b>15,477</b>
<b>Policy Changes</b>			
1. Pension Funding Change	-50	0	-50
2. Revolving Funds	24	0	24
3. Staff Reduc. & Oper. Efficiencies	-131	0	-131
<b>Total 2003-05 Biennium</b>	<b>13,507</b>	<b>1,813</b>	<b>15,320</b>
Fiscal Year 2004 Total	6,754	916	7,670
Fiscal Year 2005 Total	6,753	897	7,650

**Comments:**

1. **Pension Funding Change** - Savings are achieved by adopting a new actuarial method for smoothing returns on assets for the Public Employees' Retirement System (PERS), the School Employees' Retirement System, and the Teachers' Retirement System (TRS). The new method varies the length of smoothing of a particular year's gain or loss depending on the difference from the actuarially-assumed rate of investment return. In addition, no contributions will be made toward the unfunded liabilities in the PERS and TRS Plans 1 during FY 2004 and FY 2005.
  
2. **Revolving Funds** - Funding levels for services provided by other state agencies, such as the Office of the Attorney General, are adjusted to reflect what those agencies are expected to bill for their services.
  
3. **Staff Reduc. & Oper. Efficiencies** - In order to attain administrative efficiencies, agency budgets are reduced for FTE staff years, salaries, benefits, and other operating costs.

## Statute Law Committee

(Dollars in Thousands)

	GF-S	Other	Total
<b>2001-03 Expenditure Authority</b>	<b>7,826</b>	<b>2,239</b>	<b>10,065</b>
<b>2003-05 Maintenance Level</b>	<b>8,105</b>	<b>2,263</b>	<b>10,368</b>
<b>Policy Changes</b>			
1. Pension Funding Change	-42	0	-42
2. Revolving Funds	-54	-16	-70
3. Staff Reduc. & Oper. Efficiencies	-203	0	-203
<b>Total 2003-05 Biennium</b>	<b>7,806</b>	<b>2,247</b>	<b>10,053</b>
Fiscal Year 2004 Total	3,851	741	4,592
Fiscal Year 2005 Total	3,955	1,506	5,461

**Comments:**

NOTE: The appropriations to the Statute Law Committee include \$42,100 in FY 2004 and \$43,800 in FY 2005 for the Uniform Legislation Commission.

1. **Pension Funding Change** - Savings are achieved by adopting a new actuarial method for smoothing returns on assets for the Public Employees' Retirement System (PERS), the School Employees' Retirement System, and the Teachers' Retirement System (TRS). The new method varies the length of smoothing of a particular year's gain or loss depending on the difference from the actuarially-assumed rate of investment return. In addition, no contributions will be made toward the unfunded liabilities in the PERS and TRS Plans 1 during FY 2004 and FY 2005.
2. **Revolving Funds** - Funding levels for services provided by other state agencies, such as the Office of the Attorney General, are adjusted to reflect what those agencies are expected to bill for their services. (General Fund-State, Statute Law Committee Publications Account-Non-Appropriated)
3. **Staff Reduc. & Oper. Efficiencies** - In order to attain administrative efficiencies, agency budgets are reduced for FTE staff years, salaries, benefits, and other operating costs.

# Judicial

## **Office of the Administrator for the Courts**

Building on improvements funded by the Legislature in the 2001–03 biennium, \$12.6 million is appropriated from the Judicial Information Systems Account to migrate the Judicial Information System to a web-based system, provide juvenile parole case management, and other improvements. These projects will assist courts statewide and prevent the need for local courts to develop stand-alone systems.

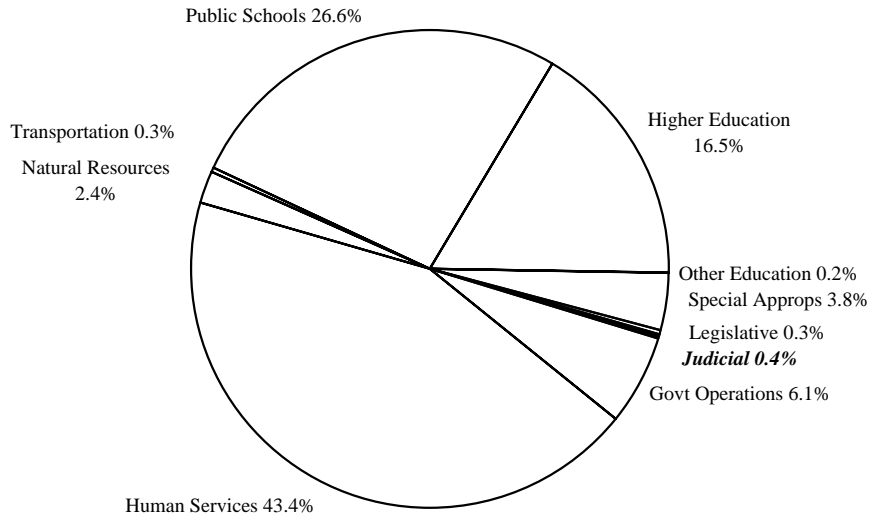
## **Office of Public Defense**

The operating budget provides \$1.6 million to continue the dependency and termination pilot project implemented in 2000. Initial results of the project indicate adoption and foster care savings to the state, increases in the rate of family reunifications, and decreases in the rate of termination of parental rights.

## 2003-05 Washington State Operating Budget Total Budgeted Funds

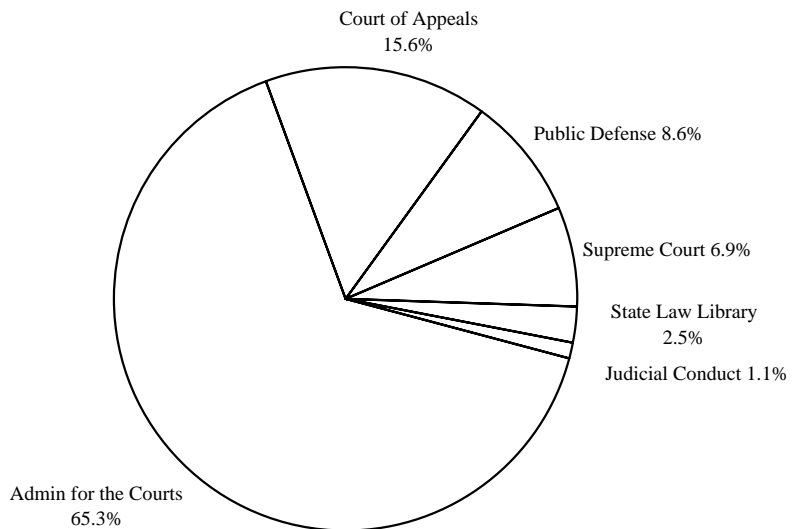
(Dollars in Thousands)

Legislative	136,394
<b>Judicial</b>	<b>162,179</b>
Governmental Operations	2,726,495
Human Services	19,457,885
Natural Resources	1,091,562
Transportation	123,957
Public Schools	11,906,608
Higher Education	7,400,500
Other Education	99,594
Special Appropriations	1,690,584
<b>Statewide Total</b>	<b>44,795,758</b>



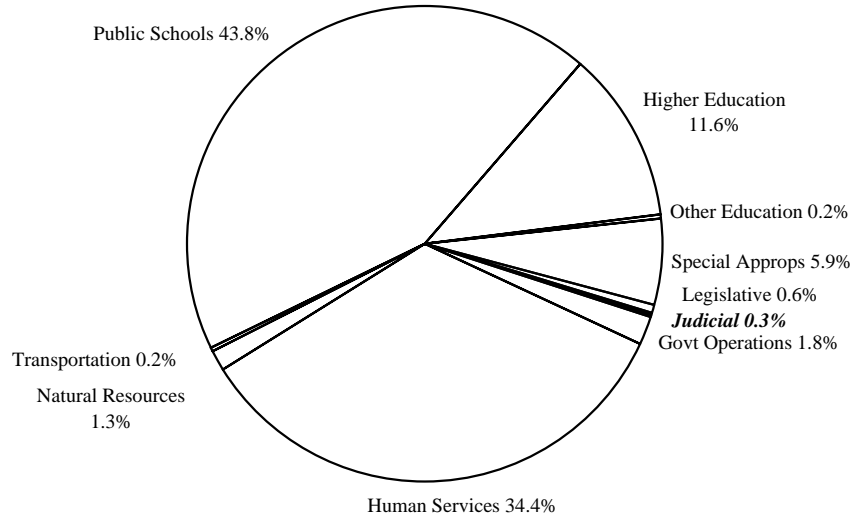
### Washington State

Admin for the Courts	105,927
Court of Appeals	25,257
Office of Public Defense	13,945
Supreme Court	11,127
State Law Library	4,095
Judicial Conduct Comm	1,828
<b>Judicial</b>	<b>162,179</b>



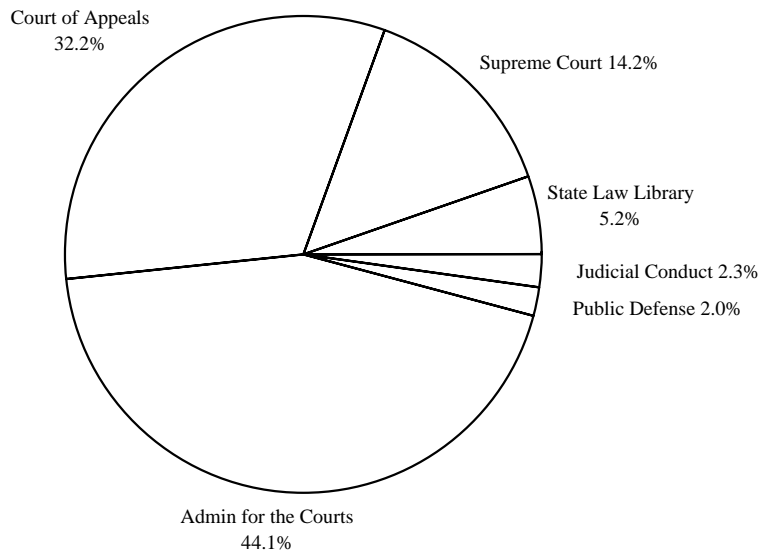
**2003-05 Washington State Operating Budget**  
**General Fund-State**  
(Dollars in Thousands)

Legislative	129,628
<b>Judicial</b>	<b>78,492</b>
Governmental Operations	411,360
Human Services	7,933,222
Natural Resources	297,097
Transportation	48,834
Public Schools	10,104,649
Higher Education	2,667,195
Other Education	39,932
Special Appropriations	1,370,972
<b>Statewide Total</b>	<b>23,081,381</b>



**Washington State**

Admin for the Courts	34,635
Court of Appeals	25,257
Supreme Court	11,127
State Law Library	4,095
Judicial Conduct Comm	1,828
Office of Public Defense	1,550
<b>Judicial</b>	<b>78,492</b>



## Supreme Court

(Dollars in Thousands)

	GF-S	Other	Total
<b>2001-03 Expenditure Authority</b>	<b>10,987</b>	<b>0</b>	<b>10,987</b>
<b>2003-05 Maintenance Level</b>	<b>11,439</b>	<b>0</b>	<b>11,439</b>
<b>Policy Changes</b>			
1. General Inflation	-32	0	-32
2. Pension Funding Change	-64	0	-64
3. Hiring Freeze & Admin. Reduction	-286	0	-286
4. Revolving Funds	70	0	70
<b>Total 2003-05 Biennium</b>	<b>11,127</b>	<b>0</b>	<b>11,127</b>
Fiscal Year 2004 Total	5,462	0	5,462
Fiscal Year 2005 Total	5,665	0	5,665

**Comments:**

1. **General Inflation** - Agencies are required to find sufficient efficiencies in their operations to cover the cost of inflation in the goods, services, and supplies needed to perform their mission.
  
2. **Pension Funding Change** - Savings are achieved by adopting a new actuarial method for smoothing returns on assets for the Public Employees' Retirement System (PERS), the School Employees' Retirement System, and the Teachers' Retirement System (TRS). The new method varies the length of smoothing of a particular year's gain or loss depending on the difference from the actuarially-assumed rate of investment return. In addition, no contributions will be made toward the unfunded liabilities in the PERS and TRS Plans 1 during FY 2004 and FY 2005.
  
3. **Hiring Freeze & Admin. Reduction** - In order to attain administrative efficiencies, agency budgets are reduced for FTE staff years, salaries, benefits, and other operating costs.
  
4. **Revolving Funds** - Funding levels for services provided by other state agencies, such as the Office of the Attorney General, are adjusted to reflect what those agencies are expected to bill for their services.



## State Law Library

(Dollars in Thousands)

	GF-S	Other	Total
<b>2001-03 Expenditure Authority</b>	<b>3,906</b>	<b>0</b>	<b>3,906</b>
<b>2003-05 Maintenance Level</b>	<b>3,942</b>	<b>0</b>	<b>3,942</b>
<b>Policy Changes</b>			
1. General Inflation	-12	0	-12
2. Pension Funding Change	-10	0	-10
3. One-time Pub. Renewal Relief	229	0	229
4. Hiring Freeze and Admin. Reduction	-98	0	-98
5. Revolving Funds	44	0	44
<b>Total 2003-05 Biennium</b>	<b>4,095</b>	<b>0</b>	<b>4,095</b>
Fiscal Year 2004 Total	2,045	0	2,045
Fiscal Year 2005 Total	2,050	0	2,050

**Comments:**

1. **General Inflation** - Agencies are required to find sufficient efficiencies in their operations to cover the cost of inflation in the goods, services, and supplies needed to perform their mission.
  
2. **Pension Funding Change** - Savings are achieved by adopting a new actuarial method for smoothing returns on assets for the Public Employees' Retirement System (PERS), the School Employees' Retirement System, and the Teachers' Retirement System (TRS). The new method varies the length of smoothing of a particular year's gain or loss depending on the difference from the actuarially-assumed rate of investment return. In addition, no contributions will be made toward the unfunded liabilities in the PERS and TRS Plans 1 during FY 2004 and FY 2005.
  
3. **One-time Pub. Renewal Relief** - One-time funding is provided to offset a portion of the increased costs of law publications and renewals.
  
4. **Hiring Freeze and Admin. Reduction** - In order to attain administrative efficiencies, agency budgets are reduced for FTE staff years, salaries, benefits, and other operating costs.
  
5. **Revolving Funds** - Funding levels for services provided by other state agencies, such as the Office of the Attorney General, are adjusted to reflect what those agencies are expected to bill for their services.

## Court of Appeals

(Dollars in Thousands)

	GF-S	Other	Total
<b>2001-03 Expenditure Authority</b>	<b>25,618</b>	<b>0</b>	<b>25,618</b>
<b>2003-05 Maintenance Level</b>	<b>26,028</b>	<b>0</b>	<b>26,028</b>
<b>Policy Changes</b>			
1. General Inflation	-93	0	-93
2. Division II Security	30	0	30
3. Pension Funding Change	-142	0	-142
4. Hiring Freeze & Admin. Reduction	-650	0	-650
5. Revolving Funds	84	0	84
<b>Total 2003-05 Biennium</b>	<b>25,257</b>	<b>0</b>	<b>25,257</b>
Fiscal Year 2004 Total	12,510	0	12,510
Fiscal Year 2005 Total	12,747	0	12,747

**Comments:**

1. **General Inflation** - Agencies are required to find sufficient efficiencies in their operations to cover the cost of inflation in the goods, services, and supplies needed to perform their mission.
2. **Division II Security** - Funding is provided to expand contracted court security personnel for Division II of the Court of Appeals. Additional resources will allow for permanent staffing of metal detectors previously installed outside courtrooms and make the level of security consistent with other divisions.
3. **Pension Funding Change** - Savings are achieved by adopting a new actuarial method for smoothing returns on assets for the Public Employees' Retirement System (PERS), the School Employees' Retirement System, and the Teachers' Retirement System (TRS). The new method varies the length of smoothing of a particular year's gain or loss depending on the difference from the actuarially-assumed rate of investment return. In addition, no contributions will be made toward the unfunded liabilities in the PERS and TRS Plans 1 during FY 2004 and FY 2005.
4. **Hiring Freeze & Admin. Reduction** - In order to attain administrative efficiencies, agency budgets are reduced for FTE staff years, salaries, benefits, and other operating costs.
5. **Revolving Funds** - Funding levels for services provided by other state agencies, such as the Office of the Attorney General, are adjusted to reflect what those agencies are expected to bill for their services.

### Commission on Judicial Conduct

(Dollars in Thousands)

	GF-S	Other	Total
<b>2001-03 Expenditure Authority</b>	<b>1,895</b>	<b>0</b>	<b>1,895</b>
<b>2003-05 Maintenance Level</b>	<b>1,820</b>	<b>0</b>	<b>1,820</b>
<b>Policy Changes</b>			
1. Pension Funding Change	-10	0	-10
2. Revolving Funds	18	0	18
<b>Total 2003-05 Biennium</b>	<b>1,828</b>	<b>0</b>	<b>1,828</b>
Fiscal Year 2004 Total	913	0	913
Fiscal Year 2005 Total	915	0	915

**Comments:**

1. **Pension Funding Change** - Savings are achieved by adopting a new actuarial method for smoothing returns on assets for the Public Employees' Retirement System (PERS), the School Employees' Retirement System, and the Teachers' Retirement System (TRS). The new method varies the length of smoothing of a particular year's gain or loss depending on the difference from the actuarially-assumed rate of investment return. In addition, no contributions will be made toward the unfunded liabilities in the PERS and TRS Plans 1 during FY 2004 and FY 2005.
  
2. **Revolving Funds** - Funding levels for services provided by other state agencies, such as the Office of the Attorney General, are adjusted to reflect what those agencies are expected to bill for their services.

## Office of the Administrator for the Courts

(Dollars in Thousands)

	GF-S	Other	Total
<b>2001-03 Expenditure Authority</b>	<b>30,288</b>	<b>55,226</b>	<b>85,514</b>
2003 Supplemental *	2,042	0	2,042
<b>Total 2001-03 Biennium</b>	<b>32,330</b>	<b>55,226</b>	<b>87,556</b>
<b>2003-05 Maintenance Level</b>	<b>33,471</b>	<b>42,131</b>	<b>75,602</b>
<b>Policy Changes</b>			
1. General Inflation	-65	-569	-634
2. Fund Truancy Petitions for Schools	0	3,000	3,000
3. Pension Funding Change	-334	-178	-512
4. Judicial Info System Improvements	0	12,572	12,572
5. Becca Funding Shifted from DSHS	7,132	6,092	13,224
6. Fund Becca with PSEA Account	-7,132	7,132	0
7. LFO Billing Shifted from DOC	3,375	0	3,375
8. Fund LFO Collection with PSEA	-1,800	1,800	0
9. Hiring Freeze and Admin. Reduction	0	-660	-660
10. Revolving Funds	-12	-28	-40
<b>Total 2003-05 Biennium</b>	<b>34,635</b>	<b>71,292</b>	<b>105,927</b>
Fiscal Year 2004 Total	17,295	38,196	55,491
Fiscal Year 2005 Total	17,340	33,096	50,436

**Comments:**

- |   |   |
|---|---|
| <p>1. <b>General Inflation</b> - Agencies are required to find sufficient efficiencies in their operations to cover the cost of inflation in the goods, services, and supplies needed to perform their mission. (General Fund-State, Public Safety and Education Account-State, Judicial Information Systems Account-State)</p> <p>2. <b>Fund Truancy Petitions for Schools</b> - Funding is provided for school district petitions to juvenile court for truant students as provided in RCW 28A.225.030 and 28A.225.035. The Office of the Administrator for the Courts (OAC) shall develop an interagency agreement with the Office of the Superintendent of Public Instruction (OSPI) to allocate the funding by district, based on the number of petitions filed. This program was formerly administered by OSPI as part of the Flexible Education Funds Block Grant. (Public Safety and Education Account-State)</p> <p>3. <b>Pension Funding Change</b> - Savings are achieved by adopting a new actuarial method for smoothing returns on assets for the Public Employees' Retirement System (PERS), the School Employees' Retirement System, and the Teachers' Retirement System (TRS). The new method varies the length of smoothing of a particular year's gain or loss depending on the difference from the actuarially-assumed rate of investment return. In addition, no contributions will be made toward the unfunded liabilities in the PERS and TRS Plans 1 during FY 2004 and FY 2005. (General Fund-State, Public Safety and Education Account-State, Judicial Information Systems Account-State)</p> <p>4. <b>Judicial Info System Improvements</b> - Funding is provided to implement several Judicial Information System (JIS) improvement projects, including migrating JIS to a web-based</p> | <p>system, providing additional on-line user help and juvenile parole case management, and constructing a data warehouse. Other expenditures include software licensing and hardware needs. These projects will assist courts statewide and prevent the need for local courts to develop stand-alone systems. Funding is also provided to enable JIS to exchange all state-shared data with non-JIS courts and criminal justice agencies using Seattle Municipal Court as the pilot site. OAC may prioritize projects within this appropriation as needed. (Judicial Information Systems Account-State)</p> <p>5. <b>Becca Funding Shifted from DSHS</b> - Funding for the cost of juvenile court petitions filed under the "Becca" statutes, including truancy petitions, at-risk-youth, and child-in-need-of-services petitions, is transferred from the Department of Social and Health Services, Juvenile Rehabilitation Administration (JRA) to OAC. All funds shall be distributed to county courts in accordance with current practice, and OAC shall not deduct any amounts for indirect costs, consistent with past policy at JRA. (General Fund-State, Public Safety and Education Account-State)</p> <p>6. <b>Fund Becca with PSEA Account</b> - Funding for "Becca" petitions, including local truancy petitions, and local at-risk-youth and child-in-need-of-services petitions, is shifted from the state general fund to the Public Safety and Education Account (PSEA). (General Fund-State, Public Safety and Education Account-State)</p> <p>7. <b>LFO Billing Shifted from DOC</b> - Currently, the Department of Corrections (DOC) is responsible for the monitoring and collection of court-ordered legal financial obligations (LFOs) for offenders supervised in the community. Savings are</p> |
|---|---|

## Office of the Administrator for the Courts

achieved in conjunction with Chapter 379, Laws of 2003 (ESSB 5990). Effective October 1, 2003, the collection of LFOs from offenders who have no other supervision requirements is shifted from DOC to county clerks through OAC. Billing for all offenders who owe LFOs will be performed by OAC effective January 1, 2004. The sum of \$1.8 million is provided for pass-through grants to the county clerks for collection duties, under the formula determined by the Washington Association of County Officials. A total of \$1.6 million and 1.3 FTEs are provided to OAC to pay for contracted billing, computer support, returned mail, and coordination with the clerks.

8. **Fund LFO Collection with PSEA** - Funding for the collection of LFOs by the county clerks is shifted from the state general fund to PSEA. (General Fund-State, Public Safety and Education Account-State)
9. **Hiring Freeze and Admin. Reduction** - In order to attain administrative efficiencies, agency budgets are reduced for FTE staff years, salaries, benefits, and other operating costs. (Public Safety and Education Account-State)
10. **Revolving Funds** - Funding levels for services provided by other state agencies, such as the Office of the Attorney General, are adjusted to reflect what those agencies are expected to bill for their services. (General Fund-State, Public Safety and Education Account-State)

\* Please see the 2003 Supplemental Operating Budget Section for additional information.

**Office of Public Defense**

(Dollars in Thousands)

	<u>GF-S</u>	<u>Other</u>	<u>Total</u>
<b>2001-03 Expenditure Authority</b>	<b>600</b>	<b>12,344</b>	<b>12,944</b>
2003 Supplemental *	170	5	175
<b>Total 2001-03 Biennium</b>	<b>770</b>	<b>12,349</b>	<b>13,119</b>
<b>2003-05 Maintenance Level</b>	<b>0</b>	<b>12,383</b>	<b>12,383</b>
<b>Policy Changes</b>			
1. Dependency and Termination Program	1,550	0	1,550
2. Pension Funding Change	0	-6	-6
3. Revolving Funds	0	18	18
<b>Total 2003-05 Biennium</b>	<b>1,550</b>	<b>12,395</b>	<b>13,945</b>
Fiscal Year 2004 Total	666	6,227	6,893
Fiscal Year 2005 Total	884	6,168	7,052

*Comments:*

# Governmental Operations

## **Office of the Secretary of State**

The operating budget reduces funding for the State Library by 12.5 percent. This reduction preserves funding for assistance to local libraries, historic and northwest collections, state and federal document depositories, and the Washington Talking Book and Braille Library. Funding is also restored for library services to state institutions.

Pursuant to Chapter 48, Laws of 2003 (ESB 5374), the budget authorizes the Office of the Secretary of State to spend \$13.1 million of federal funding anticipated to be received for Title I of the federal Help America Vote Act of 2002. The federal funds are intended to cover some of the costs of changing voting equipment, including eliminating punch card ballots, providing handicapped-accessible machines and touch screens in every county, and improving administration of federal elections and increased oversight of local elections.

## **Department of Community, Trade, and Economic Development**

The operating budget provides \$2.55 million for enhanced business retention and expansion, assistance to small manufacturing businesses, continuing cluster-based economic development, foreign trade offices, expanded tourism opportunities, local economic development, and various other projects.

## **Department of Personnel**

The Department of Personnel is provided with \$10.6 million from the Data Processing Revolving Fund-State to begin the development of a new statewide payroll and human resource information system. A surcharge will be added to client agencies' revolving fund assessments to fund the project. In addition to the funds provided, the Department is authorized to enter into a financing contract for the payroll and human resource information system of up to \$32.1 million.

## **Department of Revenue**

The sum of \$6.18 million is provided to the Department of Revenue for additional revenue enforcement efforts. Strategies may include, but are not limited to, additional taxpayer education, audit activity, tax discovery efforts, and delinquent account collections. Positions funded include auditors, revenue agents, excise tax examiners, one hearings examiner, and one field audit manager. This item is expected to produce \$32.0 million in revenue for the state general fund in the 2003-05 biennium.

## **Liquor Control Board**

In the 2001-03 biennium, the Legislature appropriated one-time funding for new point-of-sale technology, the Merchandising Business System (MBS). Additional funding of \$1.3 million is provided from the Liquor Revolving Account to purchase MBS software licenses, provide training, and hire technical staff to support the system. The MBS will allow tracking of all state store retail sales and facilitate forecasting and data analysis, which should enable more effective purchasing and business practices.

Appropriation authority of \$5.7 million from the Liquor Revolving Account is provided for the Liquor Control Board to open five new liquor stores in areas that are underserved due to rapid population growth, to relocate 13 existing liquor stores to more convenient and marketable locations, and to avoid closure and reductions in store hours.

## **Military Department**

Based on recent congressional action, \$43.6 million in total federal funding is available to assist Washington State in improving homeland security, with no state or local matching fund requirements. The funding is intended for prescribed equipment, exercises, training, and competitive grants. Over 80 percent of the total federal funds are for distribution to local governments. State uses of funding include terrorism and consequence management efforts, support for the Community Emergency Response Training (CERT)/Citizen Corps Program, and

enhancements to security at the state capital. The Military Department will receive the funds and distribute them as determined by the Adjutant General and the Governor's Homeland Security Executive Group in conjunction with federal requirements and approval.

The operating budget provides \$11.2 million in funding from the Enhanced 911 Account to assist local governments with providing enhanced 911 (E911) services, which allow responders to automatically determine a caller's location. An increased level of support for 33 counties is provided to meet new federal requirements that E911 systems work with wireless calls and to update equipment for wireline calls. These counties currently collect the maximum local taxes permitted by law to cover E911 expenses but are not able to cover minimum service requirements.

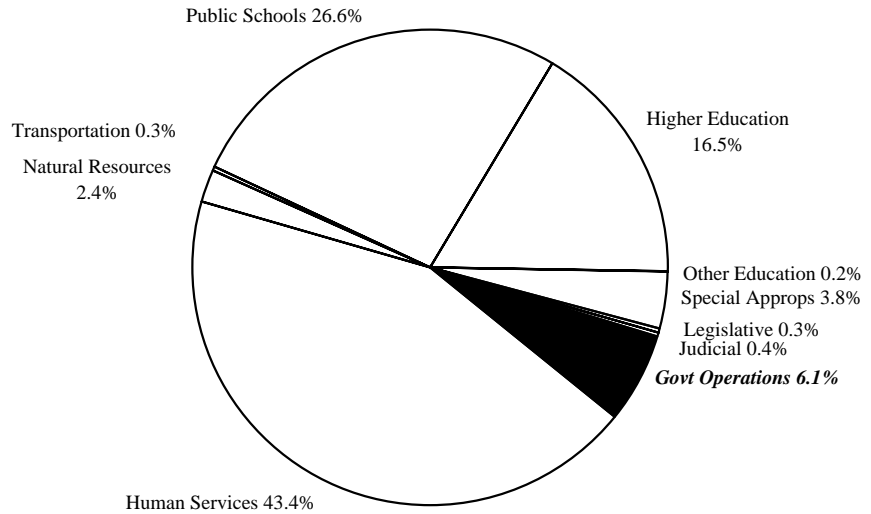


## 2003-05 Washington State Operating Budget

### Total Budgeted Funds

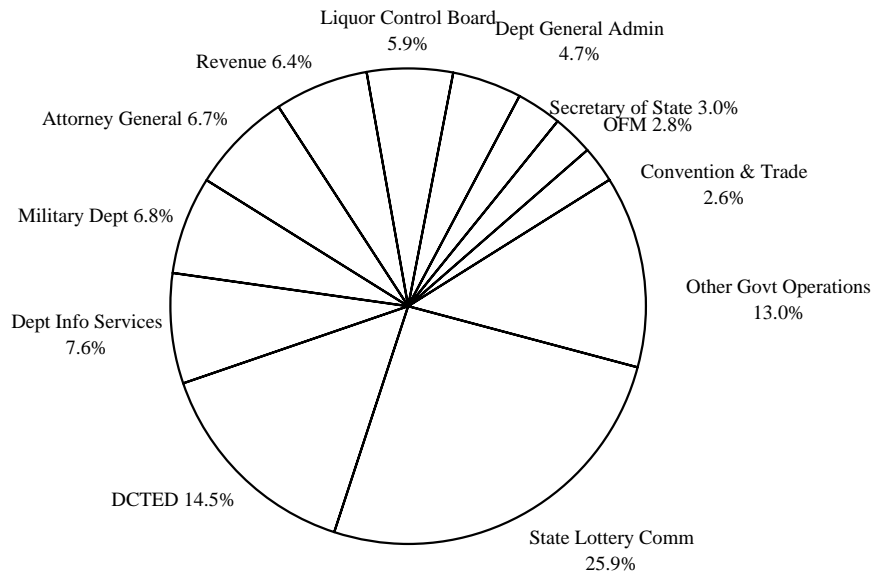
(Dollars in Thousands)

Legislative	136,394
Judicial	162,179
<b>Governmental Operations</b>	<b>2,726,495</b>
Human Services	19,457,885
Natural Resources	1,091,562
Transportation	123,957
Public Schools	11,906,608
Higher Education	7,400,500
Other Education	99,594
Special Appropriations	1,690,584
<b>Statewide Total</b>	<b>44,795,758</b>



### Washington State

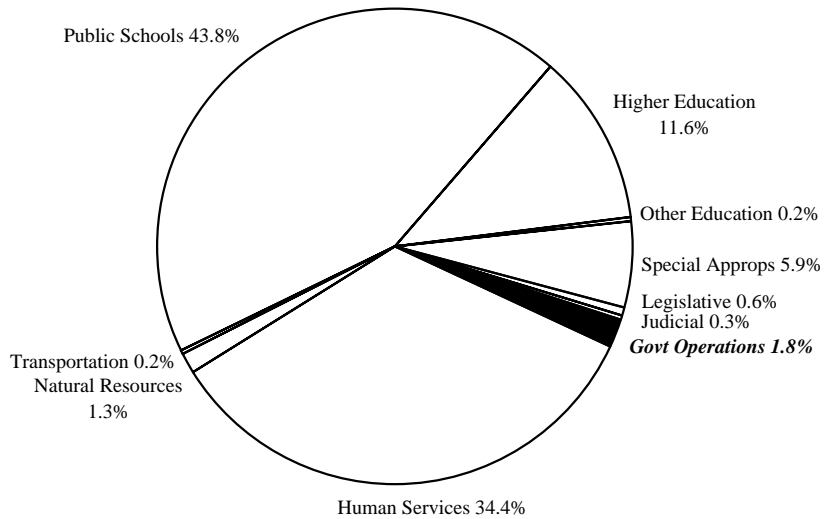
Lottery Commission	705,818
Comm/Trade/Econ Dev	396,606
Dept Information Services	207,447
Military Department	185,462
Attorney General	182,263
Revenue	175,679
Liquor Control Board	159,608
Dept General Administration	129,245
Secretary of State	81,907
Office of Financial Mgmt	75,318
Convention & Trade Center	71,752
Other Govt Operations	355,390
<b>Governmental Operations</b>	<b>2,726,495</b>



## 2003-05 Washington State Operating Budget General Fund-State

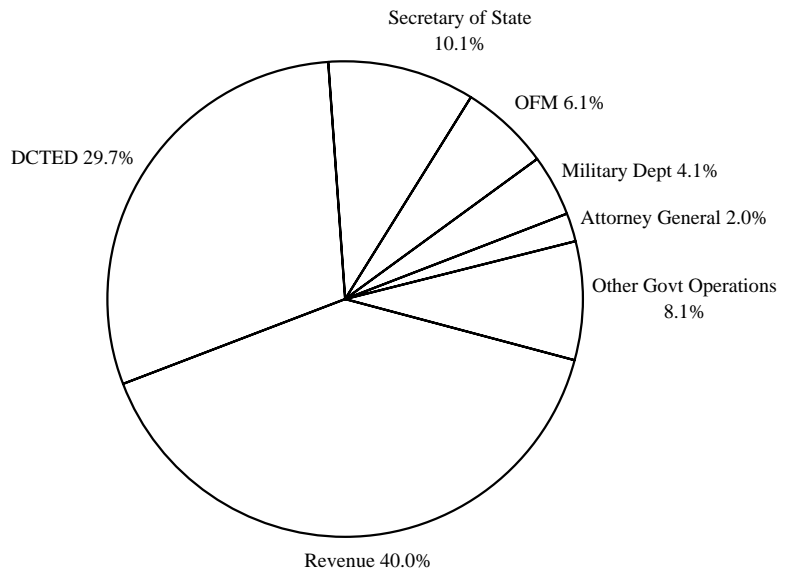
(Dollars in Thousands)

Legislative	129,628
Judicial	78,492
<b>Governmental Operations</b>	<b>411,360</b>
Human Services	7,933,222
Natural Resources	297,097
Transportation	48,834
Public Schools	10,104,649
Higher Education	2,667,195
Other Education	39,932
Special Appropriations	1,370,972
<b>Statewide Total</b>	<b>23,081,381</b>



## Washington State

Revenue	164,560
Comm/Trade/Econ Dev	122,260
Secretary of State	41,428
Office of Financial Mgmt	25,045
Military Department	16,709
Attorney General	8,166
Other Govt Operations	33,192
<b>Governmental Operations</b>	<b>411,360</b>



**Office of the Governor**

(Dollars in Thousands)

	<u>GF-S</u>	<u>Other</u>	<u>Total</u>
<b>2001-03 Expenditure Authority</b>	<b>8,525</b>	<b>4,127</b>	<b>12,652</b>
2003 Supplemental *	-58	-26	-84
<b>Total 2001-03 Biennium</b>	<b>8,467</b>	<b>4,101</b>	<b>12,568</b>
<b>2003-05 Maintenance Level</b>	<b>8,337</b>	<b>5,226</b>	<b>13,563</b>
<b>Policy Changes</b>			
1. General Inflation	-62	-26	-88
2. Pension Funding Change	-46	-26	-72
3. Revolving Funds	-4	0	-4
4. Staff Reduc. & Oper. Efficiencies	-676	-180	-856
<b>Total 2003-05 Biennium</b>	<b>7,549</b>	<b>4,994</b>	<b>12,543</b>
Fiscal Year 2004 Total	3,773	2,492	6,265
Fiscal Year 2005 Total	3,776	2,502	6,278

**Comments:**

1. **General Inflation** - Agencies are required to find sufficient efficiencies in their operations to cover the cost of inflation in the goods, services, and supplies needed for performance of their mission. (General Fund-State, General Fund-Federal, Water Quality Account-State)
2. **Pension Funding Change** - Savings are achieved by adopting a new actuarial method for smoothing returns on assets for the Public Employees' Retirement System (PERS), the School Employees' Retirement System, and the Teachers' Retirement System (TRS). The new method varies the length of smoothing of a particular year's gain or loss depending on the difference from the actuarially-assumed rate of investment return. In addition, no contributions will be made toward the unfunded liabilities in the PERS and TRS Plans 1 during FY 2004 and FY 2005. (General Fund-State, General Fund-Federal, Water Quality Account-State)
3. **Revolving Funds** - Funding levels for services provided by other state agencies, such as the Office of the Attorney General, are adjusted to reflect what those agencies are expected to bill for their services.
4. **Staff Reduc. & Oper. Efficiencies** - In order to attain administrative efficiencies, agency budgets are reduced for FTE staff years, salaries, benefits, and other operating costs. (General Fund-State, General Fund-Federal, Water Quality Account-State)

\* Please see the 2003 Supplemental Operating Budget Section for additional information.

**Office of the Lieutenant Governor**

(Dollars in Thousands)

	<u>GF-S</u>	<u>Other</u>	<u>Total</u>
<b>2001-03 Expenditure Authority</b>	<b>877</b>	<b>0</b>	<b>877</b>
<b>2003-05 Maintenance Level</b>	<b>1,154</b>	<b>0</b>	<b>1,154</b>
<b>Policy Changes</b>			
1. General Inflation	-4	0	-4
2. Pension Funding Change	-4	0	-4
3. Revolving Funds	6	0	6
4. Staff Reduc. & Oper. Efficiencies	-54	0	-54
<b>Total 2003-05 Biennium</b>	<b>1,098</b>	<b>0</b>	<b>1,098</b>
Fiscal Year 2004 Total	549	0	549
Fiscal Year 2005 Total	549	0	549

**Comments:**

1. **General Inflation** - Agencies are required to find sufficient efficiencies in their operations to cover the cost of inflation in the goods, services, and supplies needed for performance of their mission.
2. **Pension Funding Change** - Savings are achieved by adopting a new actuarial method for smoothing returns on assets for the Public Employees' Retirement System (PERS), the School Employees' Retirement System, and the Teachers' Retirement System (TRS). The new method varies the length of smoothing of a particular year's gain or loss depending on the difference from the actuarially-assumed rate of investment return. In addition, no contributions will be made toward the unfunded liabilities in the PERS and TRS Plans 1 during FY 2004 and FY 2005.
3. **Revolving Funds** - Funding levels for services provided by other state agencies, such as the Office of the Attorney General, are adjusted to reflect what those agencies are expected to bill for their services.
4. **Staff Reduc. & Oper. Efficiencies** - In order to attain administrative efficiencies, agency budgets are reduced for FTE staff years, salaries, benefits, and other operating costs.

**Public Disclosure Commission**

(Dollars in Thousands)

	<u>GF-S</u>	<u>Other</u>	<u>Total</u>
<b>2001-03 Expenditure Authority</b>	<b>3,756</b>	<b>0</b>	<b>3,756</b>
<b>2003-05 Maintenance Level</b>	<b>3,920</b>	<b>0</b>	<b>3,920</b>
<b>Policy Changes</b>			
1. General Inflation	-11	0	-11
2. Pension Funding Change	-20	0	-20
3. Revolving Funds	2	0	2
4. Staff Reduc. & Oper. Efficiencies	-330	0	-330
<b>Total 2003-05 Biennium</b>	<b>3,561</b>	<b>0</b>	<b>3,561</b>
Fiscal Year 2004 Total	1,790	0	1,790
Fiscal Year 2005 Total	1,771	0	1,771

**Comments:**

1. **General Inflation** - Agencies are required to find sufficient efficiencies in their operations to cover the cost of inflation in the goods, services, and supplies needed for performance of their mission.
2. **Pension Funding Change** - Savings are achieved by adopting a new actuarial method for smoothing returns on assets for the Public Employees' Retirement System (PERS), the School Employees' Retirement System, and the Teachers' Retirement System (TRS). The new method varies the length of smoothing of a particular year's gain or loss depending on the difference from the actuarially-assumed rate of investment return. In addition, no contributions will be made toward the unfunded liabilities in the PERS and TRS Plans 1 during FY 2004 and FY 2005.
3. **Revolving Funds** - Funding levels for services provided by other state agencies, such as the Office of the Attorney General, are adjusted to reflect what those agencies are expected to bill for their services.
4. **Staff Reduc. & Oper. Efficiencies** - In order to attain administrative efficiencies, agency budgets are reduced for FTE staff years, salaries, benefits, and other operating costs.

## Office of the Secretary of State

(Dollars in Thousands)

	GF-S	Other	Total
<b>2001-03 Expenditure Authority</b>	<b>16,931</b>	<b>18,617</b>	<b>35,548</b>
<b>2003-05 Maintenance Level</b>	<b>42,132</b>	<b>26,200</b>	<b>68,332</b>
<b>Policy Changes</b>			
1. General Inflation	-133	-125	-258
2. Initiative/Referendum Verification	-200	0	-200
3. Library Svcs to State Institutions	2,558	0	2,558
4. Defense of Blanket Primary	134	0	134
5. Public Affairs Broadcasting	-177	0	-177
6. State Archives	0	1,471	1,471
7. Pension Funding Change	-138	-66	-204
8. SSB 5274 (Archives Div Funding)	0	0	0
9. Help America Vote Act	0	13,121	13,121
10. State Library Reduction	-2,678	0	-2,678
11. Revolving Funds	938	68	1,006
12. Staff Reduc. & Oper. Efficiencies	-1,008	-190	-1,198
<b>Total 2003-05 Biennium</b>	<b>41,428</b>	<b>40,479</b>	<b>81,907</b>
Fiscal Year 2004 Total	24,336	27,384	51,720
Fiscal Year 2005 Total	17,092	13,095	30,187

**Comments:**

- |   |  |
|---|--|
| <p>1. <b>General Inflation</b> - Agencies are required to find sufficient efficiencies in their operations to cover the cost of inflation in the goods, services, and supplies needed for performance of their mission. (General Fund-State, various other funds)</p> <p>2. <b>Initiative/Referendum Verification</b> - This activity facilitates the filing and processing of proposed initiatives and referenda, the filing of completed petitions, and verification of voter signatures on filed petitions. Historically, there has been a fund balance at the end of each fiscal year. Funding is reduced to more accurately reflect the costs of this activity.</p> <p>3. <b>Library Svcs to State Institutions</b> - Funding is restored so that the State Library can provide services to libraries in ten correctional facilities and two mental hospitals.</p> <p>4. <b>Defense of Blanket Primary</b> - Funding is provided to reimburse the Attorney General's office for legal expenses related to defending the state's statutorily-mandated blanket primary system.</p> <p>5. <b>Public Affairs Broadcasting</b> - The Office of the Secretary of State contracts with a nonprofit organization to produce gavel-to-gavel television coverage of state government deliberations or other events of statewide significance. Funding is not provided for the implicit price deflator increase.</p> <p>6. <b>State Archives</b> - Funding is provided for five activities related to the State Archives: (1) to allow the State Archives to provide immediate assistance to local governments with protecting and preserving archival documents in the event of an unanticipated disaster; (2) to contract services for the brown-toning (polysulfide treatment) of all essential local government security microfilm and to complete the security microfilm</p> | <p>project; (3) for off-site storage lease space and one temporary warehouse worker to consolidate records holdings; (4) to conduct a physical inventory of all state agency security microfilm and inspect all reels holding permanent, essential records; and (5) to support increased State Archives preservation microfilming and local government archives preservation microfilming. The Office of the Secretary of State shall use account fund balances to fund items 3, 4, and 5. The agency shall not increase revolving fund charges to fund these items. (Archives and Records Management Account-State, Archives and Records Management Account-Private/Local)</p> <p>7. <b>Pension Funding Change</b> - Savings are achieved by adopting a new actuarial method for smoothing returns on assets for the Public Employees' Retirement System (PERS), the School Employees' Retirement System, and the Teachers' Retirement System (TRS). The new method varies the length of smoothing of a particular year's gain or loss depending on the difference from the actuarially-assumed rate of investment return. In addition, no contributions will be made toward the unfunded liabilities in the PERS and TRS Plans 1 during FY 2004 and FY 2005. (General Fund-State, various other funds)</p> <p>8. <b>SSB 5274 (Archives Div Funding)</b> - Spending authority is provided pursuant to Chapter 163, Laws of 2003 (SSB 5274). All receipts collected for contract imaging, micrographics, reproduction, and duplication services provided by the Division of Archives and Records Management are to be deposited into the Imaging Account. All receipts collected by county auditors for local government services, such as providing records scheduling, security microfilm inspections and storage, archival preservation, and cataloguing, are to be deposited into the Local Government Archives Account. In addition, all surcharges for unpaid taxes or liabilities and recording documents are to be</p> |
|---|--|

## Office of the Secretary of State

deposited into the Local Government Archives Account.  
(Archives and Records Management Account-State, Archives and Records Management Account-Private/Local, Imaging Account-Non-Appropriated, Local Government Archives Account-State)

9. **Help America Vote Act** - Pursuant to Chapter 48, Laws of 2003 (ESB 5374), spending authority is provided in anticipation of receipt of federal funding for Title I of the federal Help America Vote Act of 2002. Federal funding received will assist states in replacing punch card voting equipment and improving administration of federal elections, including increased oversight of local elections. (Election Account-Federal)
10. **State Library Reduction** - State Library funding is reduced by 12.5 percent. This reduction in state library services preserves the following services: (1) assistance to local libraries; (2) historic and northwest collections; (3) state and federal document depositories; and (4) talking book and braille services.
11. **Revolving Funds** - Funding levels for services provided by other state agencies, such as the Office of the Attorney General, are adjusted to reflect what those agencies are expected to bill for their services. (General Fund-State, various other funds)
12. **Staff Reduc. & Oper. Efficiencies** - In order to attain administrative efficiencies, agency budgets are reduced for FTE staff, salaries, benefits, and other operating costs. (General Fund-State, various other funds)

## Governor's Office of Indian Affairs

(Dollars in Thousands)

	GF-S	Other	Total
<b>2001-03 Expenditure Authority</b>	<b>543</b>	<b>0</b>	<b>543</b>
2003 Supplemental *	5	0	5
<b>Total 2001-03 Biennium</b>	<b>548</b>	<b>0</b>	<b>548</b>
<hr/>			
<b>2003-05 Maintenance Level</b>	<b>565</b>	<b>0</b>	<b>565</b>
<b>Policy Changes</b>			
1. General Inflation	-4	0	-4
2. Transfer Govt-to-Govt Training	-100	0	-100
3. Pension Funding Change	-4	0	-4
4. Revolving Funds	10	0	10
<hr/>			
<b>Total 2003-05 Biennium</b>	<b>467</b>	<b>0</b>	<b>467</b>
Fiscal Year 2004 Total	228	0	228
Fiscal Year 2005 Total	239	0	239

**Comments:**

1. **General Inflation** - Agencies are required to find sufficient efficiencies in their operations to cover the cost of inflation in the goods, services, and supplies needed for performance of their mission.
  
2. **Transfer Govt-to-Govt Training** - Government-to-government training, conducted for stakeholders and federal, state, local, and tribal government employees, is transferred to the Department of Personnel.
  
3. **Pension Funding Change** - Savings are achieved by adopting a new actuarial method for smoothing returns on assets for the Public Employees' Retirement System (PERS), the School Employees' Retirement System, and the Teachers' Retirement System (TRS). The new method varies the length of smoothing of a particular year's gain or loss depending on the difference from the actuarially-assumed rate of investment return. In addition, no contributions will be made toward the unfunded liabilities in the PERS and TRS Plans 1 during FY 2004 and FY 2005.
  
4. **Revolving Funds** - Funding levels for services provided by other state agencies, such as the Office of the Attorney General, are adjusted to reflect what those agencies are expected to bill for their services.

\* Please see the 2003 Supplemental Operating Budget Section for additional information.



## Washington State Commission on Asian-Pacific-American Affairs

(Dollars in Thousands)

	GF-S	Other	Total
<b>2001-03 Expenditure Authority</b>	<b>434</b>	<b>0</b>	<b>434</b>
2003 Supplemental *	-17	0	-17
<b>Total 2001-03 Biennium</b>	<b>417</b>	<b>0</b>	<b>417</b>
<hr/>			
<b>2003-05 Maintenance Level</b>	<b>423</b>	<b>0</b>	<b>423</b>
<b>Policy Changes</b>			
1. General Inflation	-4	0	-4
2. Asian-Pacific-American Issues	-39	0	-39
3. Pension Funding Change	-2	0	-2
4. Revolving Funds	10	0	10
<hr/>			
<b>Total 2003-05 Biennium</b>	<b>388</b>	<b>0</b>	<b>388</b>
Fiscal Year 2004 Total	194	0	194
Fiscal Year 2005 Total	194	0	194

**Comments:**

1. **General Inflation** - Agencies are required to find sufficient efficiencies in their operations to cover the cost of inflation in the goods, services, and supplies needed for performance of their mission.
  
2. **Asian-Pacific-American Issues** - In order to increase administrative efficiency, the Governor's Office of Indian Affairs shall collocate with the Commission on Asian-Pacific-American Affairs, the Commission on African-American Affairs, the Commission on Hispanic Affairs, and the Citizens' Commission on Salaries for Elected Officials. Administrative and salary savings are assumed due to shared administrative functions and fixed costs.
  
3. **Pension Funding Change** - Savings are achieved by adopting a new actuarial method for smoothing returns on assets for the Public Employees' Retirement System (PERS), the School Employees' Retirement System, and the Teachers' Retirement System (TRS). The new method varies the length of smoothing of a particular year's gain or loss depending on the difference from the actuarially-assumed rate of investment return. In addition, no contributions will be made toward the unfunded liabilities in the PERS and TRS Plans 1 during FY 2004 and FY 2005.
  
4. **Revolving Funds** - Funding levels for services provided by other state agencies, such as the Office of the Attorney General, are adjusted to reflect what those agencies are expected to bill for their services.

\* Please see the 2003 Supplemental Operating Budget Section for additional information.

**Office of the State Treasurer**

(Dollars in Thousands)

	<u>GF-S</u>	<u>Other</u>	<u>Total</u>
<b>2001-03 Expenditure Authority</b>	<b>0</b>	<b>12,870</b>	<b>12,870</b>
<b>2003-05 Maintenance Level</b>	<b>0</b>	<b>13,805</b>	<b>13,805</b>
<b>Policy Changes</b>			
1. General Inflation	0	-48	-48
2. Pension Funding Change	0	-72	-72
3. Revolving Funds	0	-30	-30
4. Staff Reduc. & Oper. Efficiencies	0	-506	-506
<b>Total 2003-05 Biennium</b>	<b>0</b>	<b>13,149</b>	<b>13,149</b>
Fiscal Year 2004 Total	0	6,585	6,585
Fiscal Year 2005 Total	0	6,564	6,564

**Comments:**

1. **General Inflation** - Agencies are required to find sufficient efficiencies in their operations to cover the cost of inflation in the goods, services, and supplies needed for performance of their mission. (State Treasurer's Service Account-State)
2. **Pension Funding Change** - Savings are achieved by adopting a new actuarial method for smoothing returns on assets for the Public Employees' Retirement System (PERS), the School Employees' Retirement System, and the Teachers' Retirement System (TRS). The new method varies the length of smoothing of a particular year's gain or loss depending on the difference from the actuarially-assumed rate of investment return. In addition, no contributions will be made toward the unfunded liabilities in the PERS and TRS Plans 1 during FY 2004 and FY 2005. (State Treasurer's Service Account-State)
3. **Revolving Funds** - Funding levels for services provided by other state agencies, such as the Office of the Attorney General, are adjusted to reflect what those agencies are expected to bill for their services. (State Treasurer's Service Account-State)
4. **Staff Reduc. & Oper. Efficiencies** - In order to attain administrative efficiencies, agency budgets are reduced for FTE staff years, salaries, benefits, and other operating costs. (State Treasurer's Service Account-State)

## Office of the State Auditor

(Dollars in Thousands)

	GF-S	Other	Total
<b>2001-03 Expenditure Authority</b>	<b>1,952</b>	<b>42,158</b>	<b>44,110</b>
<b>2003-05 Maintenance Level</b>	<b>1,831</b>	<b>45,547</b>	<b>47,378</b>
<b>Policy Changes</b>			
1. General Inflation	-2	-183	-185
2. Sunset Life Building	0	1,187	1,187
3. SAO Network Security	0	80	80
4. Pension Funding Change	-10	-268	-278
5. Revolving Funds	0	-6	-6
6. Staff Reduc. & Oper. Efficiencies	-416	-2,627	-3,043
<b>Total 2003-05 Biennium</b>	<b>1,403</b>	<b>43,730</b>	<b>45,133</b>
Fiscal Year 2004 Total	701	21,905	22,606
Fiscal Year 2005 Total	702	21,825	22,527

**Comments:**

- |  |   |
|--|---|
| <p>1. <b>General Inflation</b> - Agencies are required to find sufficient efficiencies in their operations to cover the cost of inflation in the goods, services, and supplies needed for performance of their mission. (General Fund-State, Municipal Revolving Account-State, Auditing Services Revolving Account-State)</p> <p>2. <b>Sunset Life Building</b> - The State Auditor's office will move staff out of the General Administration Building and the Department of Social and Health Services' offices to the Sunset Life Building when the Treasurer's office moves back to the Legislative Building upon completion of the Capitol Campus improvement project. Funding is provided for tenant improvements, equipment, and increased rent. (Municipal Revolving Account-State, Auditing Services Revolving Account-State)</p> <p>3. <b>SAO Network Security</b> - Funding is provided for updates to internal security in order to authenticate auditors accessing of the State Auditor's network from field offices throughout the state. (Municipal Revolving Account-Non-Appropriated, Auditing Services Revolving Account-State)</p> <p>4. <b>Pension Funding Change</b> - Savings are achieved by adopting a new actuarial method for smoothing returns on assets for the Public Employees' Retirement System (PERS), the School Employees' Retirement System, and the Teachers' Retirement System (TRS). The new method varies the length of smoothing of a particular year's gain or loss depending on the difference from the actuarially-assumed rate of investment return. In addition, no contributions will be made toward the unfunded liabilities in the PERS and TRS Plans 1 during FY 2004 and FY 2005. (General Fund-State, Municipal Revolving Account-Non-Appropriated, Auditing Services Revolving Account-State)</p> <p>5. <b>Revolving Funds</b> - Funding levels for services provided by other state agencies, such as the Office of the Attorney General, are adjusted to reflect what those agencies are expected to bill for their services. (Municipal Revolving</p> | <p>Account-Non-Appropriated, Auditing Services Revolving Account-State)</p> <p>6. <b>Staff Reduc. &amp; Oper. Efficiencies</b> - In order to attain administrative efficiencies, agency budgets are reduced for FTE staff years, salaries, benefits, and other operating costs. (General Fund-State, Municipal Revolving Account-Non-Appropriated, Auditing Services Revolving Account-State)</p> |
|--|---|

### Citizens' Commission on Salaries for Elected Officials

(Dollars in Thousands)

	GF-S	Other	Total
<b>2001-03 Expenditure Authority</b>	<b>227</b>	<b>0</b>	<b>227</b>
<b>2003-05 Maintenance Level</b>	<b>232</b>	<b>0</b>	<b>232</b>
<b>Policy Changes</b>			
1. General Inflation	-2	0	-2
2. Revolving Funds	10	0	10
<b>Total 2003-05 Biennium</b>	<b>240</b>	<b>0</b>	<b>240</b>
Fiscal Year 2004 Total	83	0	83
Fiscal Year 2005 Total	157	0	157

**Comments:**

1. **General Inflation** - Agencies are required to find sufficient efficiencies in their operations to cover the cost of inflation in the goods, services, and supplies needed for performance of their mission.
  
2. **Revolving Funds** - Funding levels for services provided by other state agencies, such as the Office of the Attorney General, are adjusted to reflect what those agencies are expected to bill for their services.

## Office of the Attorney General

(Dollars in Thousands)

	GF-S	Other	Total
<b>2001-03 Expenditure Authority</b>	<b>8,881</b>	<b>156,092</b>	<b>164,973</b>
2003 Supplemental *	3	0	3
<b>Total 2001-03 Biennium</b>	<b>8,884</b>	<b>156,092</b>	<b>164,976</b>
<b>2003-05 Maintenance Level</b>	<b>9,854</b>	<b>174,950</b>	<b>184,804</b>
<b>Policy Changes</b>			
1. General Inflation	-56	-967	-1,023
2. Executive Ethics Board	-697	697	0
3. Homicide Investigation Tracking Sys	-539	90	-449
4. Legal Services to State Agencies	0	2,660	2,660
5. Division Relocation	0	403	403
6. Pension Funding Change	-56	-1,038	-1,094
7. Revolving Funds	0	42	42
8. Staff Reduc. & Oper. Efficiencies	-340	-3,414	-3,754
9. Self-Insurance Premiums	0	674	674
<b>Total 2003-05 Biennium</b>	<b>8,166</b>	<b>174,097</b>	<b>182,263</b>
Fiscal Year 2004 Total	4,057	87,501	91,558
Fiscal Year 2005 Total	4,109	86,596	90,705

**Comments:**

- |  |  |
|--|--|
| <p>1. <b>General Inflation</b> - Agencies are required to find sufficient efficiencies in their operations to cover the cost of inflation in the goods, services, and supplies needed for performance of their mission. (General Fund-State, various other funds)</p> <p>2. <b>Executive Ethics Board</b> - Funding for the Executive Ethics Board is shifted from the state general fund to the Legal Services Revolving Account. (General Fund-State, Legal Services Revolving Account-State)</p> <p>3. <b>Homicide Investigation Tracking Sys</b> - The Supervised Management and Recidivism Tracking (SMART) System, which is part of the Homicide Investigation Tracking System (HITS), is eliminated. The state general fund portion of HITS funding is shifted to the Public Safety and Education Account. (General Fund-State, Public Safety and Education Account-State)</p> <p>4. <b>Legal Services to State Agencies</b> - Funding is provided for additional legal assistance to the Department of Social and Health Services. In addition, funding is provided for the United States v. Washington Culverts case, which is anticipated to go to trial in December 2003. Funding is also provided for legal expenses related to defending the state's statutorily-mandated blanket primary system. (Legal Services Revolving Account-State)</p> <p>5. <b>Division Relocation</b> - Funding is provided for two divisions of the Office of the Attorney General to relocate during the 2003-05 biennium. The Torts Division is presently located in a building with health and safety problems. The Revenue Division has been sharing office space with the Department of Revenue. (Legal Services Revolving Account-State)</p> | <p>6. <b>Pension Funding Change</b> - Savings are achieved by adopting a new actuarial method for smoothing returns on assets for the Public Employees' Retirement System (PERS), the School Employees' Retirement System, and the Teachers' Retirement System (TRS). The new method varies the length of smoothing of a particular year's gain or loss depending on the difference from the actuarially-assumed rate of investment return. In addition, no contributions will be made toward the unfunded liabilities in the PERS and TRS Plans 1 during FY 2004 and FY 2005. (General Fund-State, various other funds)</p> <p>7. <b>Revolving Funds</b> - Funding levels for services provided by other state agencies are adjusted to reflect what those agencies are expected to bill for their services. (Legal Services Revolving Account-State)</p> <p>8. <b>Staff Reduc. &amp; Oper. Efficiencies</b> - In order to attain administrative efficiencies, agency budgets are reduced for FTE staff years, salaries, benefits, and other operating costs. (General Fund-State, various other funds)</p> <p>9. <b>Self-Insurance Premiums</b> - State agencies pay an annual self-insurance premium to fund the state's Self-Insurance Liability Program. This program is responsible for paying costs related to tort lawsuits associated with state agency programs. An agency's self-insurance premium is based on factors such as past and current claims experience, the agency staffing levels, and estimated obligations. This item reflects the increased amount for the agency's self-insurance premium in the 2003-05 biennium. (Legal Services Revolving Account-State)</p> |
|--|--|

\* Please see the 2003 Supplemental Operating Budget Section for additional information.

### Caseload Forecast Council

(Dollars in Thousands)

	GF-S	Other	Total
<b>2001-03 Expenditure Authority</b>	<b>1,231</b>	<b>0</b>	<b>1,231</b>
<b>2003-05 Maintenance Level</b>	<b>1,279</b>	<b>0</b>	<b>1,279</b>
<b>Policy Changes</b>			
1. General Inflation	-4	0	-4
2. Pension Funding Change	-8	0	-8
3. Revolving Funds	10	0	10
<b>Total 2003-05 Biennium</b>	<b>1,277</b>	<b>0</b>	<b>1,277</b>
Fiscal Year 2004 Total	638	0	638
Fiscal Year 2005 Total	639	0	639

**Comments:**

1. **General Inflation** - Agencies are required to find sufficient efficiencies in their operations to cover the cost of inflation in the goods, services, and supplies needed for performance of their mission.
  
2. **Pension Funding Change** - Savings are achieved by adopting a new actuarial method for smoothing returns on assets for the Public Employees' Retirement System (PERS), the School Employees' Retirement System, and the Teachers' Retirement System (TRS). The new method varies the length of smoothing of a particular year's gain or loss depending on the difference from the actuarially-assumed rate of investment return. In addition, no contributions will be made toward the unfunded liabilities in the PERS and TRS Plans 1 during FY 2004 and FY 2005.
  
3. **Revolving Funds** - Funding levels for services provided by other state agencies, such as the Office of the Attorney General, are adjusted to reflect what those agencies are expected to bill for their services.

## Department of Community, Trade, & Economic Development

(Dollars in Thousands)

	GF-S	Other	Total
<b>2001-03 Expenditure Authority</b>	<b>131,092</b>	<b>223,474</b>	<b>354,566</b>
2003 Supplemental *	-476	28,623	28,147
<b>Total 2001-03 Biennium</b>	<b>130,616</b>	<b>252,097</b>	<b>382,713</b>
<hr/>			
<b>2003-05 Maintenance Level</b>	<b>123,019</b>	<b>270,925</b>	<b>393,944</b>
<b>Policy Changes</b>			
1. Community Services Block Grant	120	0	120
2. Washington Manufacturing Service	400	0	400
3. General Inflation	-174	-201	-375
4. Foreign Offices	400	0	400
5. Intl Trade Small Business Asst	-380	0	-380
6. Assist Local Economic Development	400	0	400
7. Financial Assistance to Business	-49	0	-49
8. Housing Trust Fund Fees	0	1,212	1,212
9. Housing Trust Fund Admin	-1,638	1,638	0
10. Distr of Funds for Local Purposes	-82	0	-82
11. Developmentally Disabled Endow Fund	-471	471	0
12. Industries of the Future	250	0	250
13. Reduce Comm Devlt Finance Staff	-70	0	-70
14. Columbia River Gorge Counties	410	0	410
15. ESSB 5586 (Lead-Based Paint)	0	806	806
16. Pension Funding Change	-177	-239	-416
17. International Trade Alliance	100	0	100
18. Reduce Revolving Loan Staff	-100	0	-100
19. Business Retention and Expansion	600	0	600
20. Tourism	400	0	400
21. Revolving Funds	-26	-18	-44
22. Staff Reduc. & Oper. Efficiencies	-672	-248	-920
<hr/>			
<b>Total 2003-05 Biennium</b>	<b>122,260</b>	<b>274,346</b>	<b>396,606</b>
Fiscal Year 2004 Total	61,459	138,975	200,434
Fiscal Year 2005 Total	60,801	135,371	196,172

**Comments:**

- |  |   |
|--|---|
| <p>1. <b>Community Services Block Grant</b> - Funding is provided to the Community Services Block Grant Program for pass through to community action agencies.</p> <p>2. <b>Washington Manufacturing Service</b> - Funding is provided for the Washington Manufacturing Service to provide technical assistance and guidance to Washington-based manufacturers to enhance their competitiveness in the global market place.</p> <p>3. <b>General Inflation</b> - Agencies are required to find sufficient efficiencies in their operations to cover the cost of inflation in the goods, services, and supplies needed for performance of their mission. (General Fund-State, various other funds)</p> <p>4. <b>Foreign Offices</b> - Funding is provided to expand local capacity for China and to expand operations in Shanghai, Beijing, Hong Kong, and Mexico in order to assist Washington exporters in expanding their sales opportunities.</p> <p>5. <b>Intl Trade Small Business Asst</b> - Funding is reduced for local export development in Bellingham and Spokane and to the Center for International Trade in Forest Products.</p> | <p>6. <b>Assist Local Economic Development</b> - Funding is provided for business development activities to conduct statewide or regional business recruitment and client lead generation services.</p> <p>7. <b>Financial Assistance to Business</b> - The administrative portion of funding for the Child Care Advantages and Facility Fund is eliminated.</p> <p>8. <b>Housing Trust Fund Fees</b> - The authority to spend the Housing Trust Fund Loan Origination Fee is shifted from the General Fund-Local Account to the Community and Economic Development Fee Account. Spending authority is provided for a new Housing Trust Fund Monitoring and Inspection Fee to be deposited into the Community and Economic Development Fee Account. (General Fund-Local, Community and Economic Development Fee Account-State)</p> <p>9. <b>Housing Trust Fund Admin</b> - Authority to spend administrative fees is moved from the state general fund to the</p> |
|--|---|

## Department of Community, Trade, & Economic Development

Housing Trust Fund. (General Fund-State, Washington Housing Trust Account-State)

expand the sales and international trade capacity of companies in Eastern Washington.

10. **Distr of Funds for Local Purposes** - Funding for administrative purposes is reduced pursuant to Chapter 90, Laws of 2003 (SSB 5780). The law creates efficiencies by standardizing the distribution of Municipal Criminal Justice Assistance Account funds to counties and cities.
11. **Developmentally Disabled Endow Fund** - The Developmental Disabilities Endowment Fund offers special needs trusts to persons with developmental disabilities to enhance the quality of their lives. Fees are sufficient to fund administrative costs of the program. Funding is shifted from the General Fund-Local Account to the Community and Economic Development Fee Account. (General Fund-Local, Community and Economic Development Fee Account-State)
12. **Industries of the Future** - Funding is provided to develop a research program in bioinformatics as part of the Industries of the Future strategy of economic development. The Industries of the Future strategy is designed to establish Washington as a leader in emerging, strategic industries in which we already have a significant competitive advantage.
13. **Reduce Comm Devt Finance Staff** - FTE staff and funding for the Community Development Finance Program are reduced.
14. **Columbia River Gorge Counties** - Funding is provided for grants to Washington Columbia River Gorge counties to implement their responsibilities under the national scenic area management plan. Of this amount, \$390,000 is provided for Skamania County and \$20,000 is provided for Clark County.
15. **ESSB 5586 (Lead-Based Paint)** - Funding is provided pursuant to Chapter 322, Laws of 2003 (ESSB 5586). The authority to spend the federal funds will allow the Department of Community, Trade, and Economic Development to enter and inspect premises or facilities where lead-based paint removal activities have occurred or where those engaged in training for lead-based paint activities conduct business. Costs will also include sampling activities and reviewing records. (General Fund-Federal, Lead Paint Account-State)
16. **Pension Funding Change** - Savings are achieved by adopting a new actuarial method for smoothing returns on assets for the Public Employees' Retirement System (PERS), the School Employees' Retirement System, and the Teachers' Retirement System (TRS). The new method varies the length of smoothing of a particular year's gain or loss depending on the difference from the actuarially-assumed rate of investment return. In addition, no contributions will be made toward the unfunded liabilities in the PERS and TRS Plans 1 during FY 2004 and FY 2005. (General Fund-State, various other funds)
17. **International Trade Alliance** - Funding is provided for a contract with the International Trade Alliance of Spokane to
18. **Reduce Revolving Loan Staff** - FTE staff and funding for the administration of revolving loans are reduced.
19. **Business Retention and Expansion** - Funding is provided for additional business retention and expansion activities throughout the state.
20. **Tourism** - Funding is provided for the Washington State Tourism Office to market the state as a travel destination to other northwest states as well as California and British Columbia in order to increase visitor revenues.
21. **Revolving Funds** - Funding levels for services provided by other state agencies, such as the Office of the Attorney General, are adjusted to reflect what those agencies are expected to bill for their services. (General Fund-State, various other funds)
22. **Staff Reduc. & Oper. Efficiencies** - In order to attain administrative efficiencies, agency budgets are reduced for FTE staff years, salaries, benefits, and other operating costs. (General Fund-State, various other funds)

\* Please see the 2003 Supplemental Operating Budget Section for additional information.



## Economic & Revenue Forecast Council

(Dollars in Thousands)

	GF-S	Other	Total
<b>2001-03 Expenditure Authority</b>	<b>1,011</b>	<b>0</b>	<b>1,011</b>
<b>2003-05 Maintenance Level</b>	<b>1,039</b>	<b>0</b>	<b>1,039</b>
<b>Policy Changes</b>			
1. General Inflation	-4	0	-4
2. Pension Funding Change	-6	0	-6
3. Revolving Funds	8	0	8
<b>Total 2003-05 Biennium</b>	<b>1,037</b>	<b>0</b>	<b>1,037</b>
Fiscal Year 2004 Total	518	0	518
Fiscal Year 2005 Total	519	0	519

**Comments:**

1. **General Inflation** - Agencies are required to find sufficient efficiencies in their operations to cover the cost of inflation in the goods, services, and supplies needed for performance of their mission.
  
2. **Pension Funding Change** - Savings are achieved by adopting a new actuarial method for smoothing returns on assets for the Public Employees' Retirement System (PERS), the School Employees' Retirement System, and the Teachers' Retirement System (TRS). The new method varies the length of smoothing of a particular year's gain or loss depending on the difference from the actuarially-assumed rate of investment return. In addition, no contributions will be made toward the unfunded liabilities in the PERS and TRS Plans 1 during FY 2004 and FY 2005.
  
3. **Revolving Funds** - Funding levels for services provided by other state agencies, such as the Office of the Attorney General, are adjusted to reflect what those agencies are expected to bill for their services.

## Office of Financial Management

(Dollars in Thousands)

	GF-S	Other	Total
<b>2001-03 Expenditure Authority</b>	<b>24,964</b>	<b>45,988</b>	<b>70,952</b>
2003 Supplemental *	-20	12,000	11,980
<b>Total 2001-03 Biennium</b>	<b>24,944</b>	<b>57,988</b>	<b>82,932</b>
<hr/>			
<b>2003-05 Maintenance Level</b>	<b>27,016</b>	<b>49,533</b>	<b>76,549</b>
<b>Policy Changes</b>			
1. General Inflation	-107	-90	-197
2. Accting Svcs for Other Agencies	-43	0	-43
3. Pension Funding Change	-190	-94	-284
4. SHB 1550 (Reg Asst Office)	100	0	100
5. 2SSB 5694 (Integrated Permit Syst)	249	0	249
6. Revolving Funds	-1,332	940	-392
7. Staff Reduc. & Oper. Efficiencies	-648	-16	-664
<hr/>			
<b>Total 2003-05 Biennium</b>	<b>25,045</b>	<b>50,273</b>	<b>75,318</b>
Fiscal Year 2004 Total	12,662	24,842	37,504
Fiscal Year 2005 Total	12,383	25,431	37,814

**Comments:**

- |  |  |
|--|--|
| <p>1. <b>General Inflation</b> - Agencies are required to find sufficient efficiencies in their operations to cover the cost of inflation in the goods, services, and supplies needed for performance of their mission. (General Fund-State, General Fund-Federal, Data Processing Revolving Account-Non-Appropriated)</p> <p>2. <b>Accting Svcs for Other Agencies</b> - The Small Agency Client Services' rate increase included in maintenance level reduces the need for state general funds.</p> <p>3. <b>Pension Funding Change</b> - Savings are achieved by adopting a new actuarial method for smoothing returns on assets for the Public Employees' Retirement System (PERS), the School Employees' Retirement System, and the Teachers' Retirement System (TRS). The new method varies the length of smoothing of a particular year's gain or loss depending on the difference from the actuarially-assumed rate of investment return. In addition, no contributions will be made toward the unfunded liabilities in the PERS and TRS Plans 1 during FY 2004 and FY 2005. (General Fund-State, various other funds)</p> <p>4. <b>SHB 1550 (Reg Asst Office)</b> - Funding is provided to implement Chapter 71, Laws of 2003 (SHB 1550) to develop a website containing information on regulatory requirements for businesses and citizens.</p> <p>5. <b>2SSB 5694 (Integrated Permit Syst)</b> - Chapter 245, Laws of 2003 (2SSB 5694), establishes a pilot project to develop an integrated environmental permit system. One-time funding is provided for the contract to develop this system.</p> <p>6. <b>Revolving Funds</b> - Funding levels for services provided by other state agencies, such as the Office of the Attorney General, are adjusted to reflect what those agencies are expected to bill for their services. (General Fund-State, Data</p> | <p>Processing Revolving Account-Non-Appropriated, Risk Management Administration Account-Non-Appropriated)</p> <p>7. <b>Staff Reduc. &amp; Oper. Efficiencies</b> - In order to attain administrative efficiencies, agency budgets are reduced for FTE staff years, salaries, benefits, and other operating costs. (General Fund-State, General Fund-Federal)</p> <p>* Please see the 2003 Supplemental Operating Budget Section for additional information.</p> |
|--|--|

## Office of Administrative Hearings

(Dollars in Thousands)

	GF-S	Other	Total
<b>2001-03 Expenditure Authority</b>	<b>0</b>	<b>22,444</b>	<b>22,444</b>
2003 Supplemental *	0	1,079	1,079
<b>Total 2001-03 Biennium</b>	<b>0</b>	<b>23,523</b>	<b>23,523</b>
<hr/>			
<b>2003-05 Maintenance Level</b>	<b>0</b>	<b>25,045</b>	<b>25,045</b>
<b>Policy Changes</b>			
1. General Inflation	0	-120	-120
2. Pension Funding Change	0	-127	-127
3. Revolving Funds	0	-6	-6
4. Staff Reduc. & Oper. Efficiencies	0	-184	-184
5. Self-Insurance Premiums	0	61	61
<hr/>			
<b>Total 2003-05 Biennium</b>	<b>0</b>	<b>24,669</b>	<b>24,669</b>
Fiscal Year 2004 Total	0	12,319	12,319
Fiscal Year 2005 Total	0	12,350	12,350

**Comments:**

1. **General Inflation** - Agencies are required to find sufficient efficiencies in their operations to cover the cost of inflation in the goods, services, and supplies needed for performance of their missions. (Administrative Hearings Revolving Account-State)
  
2. **Pension Funding Change** - Savings are achieved by adopting a new actuarial method for smoothing returns on assets for the Public Employees' Retirement System (PERS), the School Employees' Retirement System, and the Teachers' Retirement System (TRS). The new method varies the length of smoothing of a particular year's gain or loss depending on the difference from the actuarially-assumed rate of investment return. In addition, no contributions will be made toward the unfunded liabilities in the PERS' and TRS Plans 1 during FY 2004 and FY 2005. (Administrative Hearings Revolving Account-State)
  
3. **Revolving Funds** - Funding levels for services provided by other state agencies, such as the Office of the Attorney General, are adjusted to reflect what those agencies are expected to bill for their services. (Administrative Hearings Revolving Account-State)
  
4. **Staff Reduc. & Oper. Efficiencies** - In order to attain administrative efficiencies, agency budgets are reduced for FTE staff years, salaries, benefits, and other operating costs. (Administrative Hearings Revolving Account-State)
  
5. **Self-Insurance Premiums** - State agencies pay an annual self-insurance premium to fund the state's Self-Insurance Liability Program. This program is responsible for paying costs related to tort lawsuits associated with state agency programs. An agency's self-insurance premium is based on factors such as past and current claims experience, the agency staffing levels, and estimated obligations. This item reflects the increased

amount for the agency's self-insurance premium in the 2003-05 biennium. (Administrative Hearings Revolving Account-State)

\* Please see the 2003 Supplemental Operating Budget Section for additional information.

## Department of Personnel

(Dollars in Thousands)

	GF-S	Other	Total
<b>2001-03 Expenditure Authority</b>	<b>0</b>	<b>32,886</b>	<b>32,886</b>
<b>2003-05 Maintenance Level</b>	<b>0</b>	<b>32,851</b>	<b>32,851</b>
<b>Policy Changes</b>			
1. Civil Service Work Increase	0	142	142
2. General Inflation	0	-328	-328
3. Governor's Internship Program	0	-165	-165
4. Human Resource Info Systems	0	10,592	10,592
5. Pension Funding Change	0	-184	-184
6. Revolving Funds	0	-164	-164
7. Staff Reduc. & Oper. Efficiencies	0	-169	-169
<b>Total 2003-05 Biennium</b>	<b>0</b>	<b>42,575</b>	<b>42,575</b>
Fiscal Year 2004 Total	0	20,842	20,842
Fiscal Year 2005 Total	0	21,733	21,733

**Comments:**

1. **Civil Service Work Increase** - Funding is provided for miscellaneous expenses related to the implementation of civil service reform but not associated with the development of the new Human Resource Information System. (Department of Personnel Service Account-State)
2. **General Inflation** - Agencies are required to find sufficient efficiencies in their operations to cover the cost of inflation in the goods, services, and supplies needed for performance of their missions. (Department of Personnel Services Account-State, Data Processing Revolving Account-Non Appropriated)
3. **Governor's Internship Program** - The Governor's Internship Program is eliminated. (Department of Personnel Service Account-State)
4. **Human Resource Info Systems** - Funding is provided to begin the replacement of the state payroll and personnel computer systems. (Department of Personnel Data Processing Revolving Fund-Non-Appropriated)
5. **Pension Funding Change** - Savings are achieved by adopting a new actuarial method for smoothing returns on assets for the Public Employees' Retirement System (PERS), the School Employees' Retirement System, and the Teachers' Retirement System (TRS). The new method varies the length of smoothing of a particular year's gain or loss depending on the difference from the actuarially-assumed rate of investment return. In addition, no contributions will be made toward the unfunded liabilities in the PERS and TRS Plans 1 during FY 2004 and FY 2005. (Department of Personnel Services Account-State, Data Processing Revolving Account-Non Appropriated, Higher Education Personnel Services Account-State)
6. **Revolving Funds** - Funding levels for services provided by other state agencies, such as the Office of the Attorney General, are adjusted to reflect what those agencies are expected to bill for their services. (Department of Personnel

- Services Account-State, Data Processing Revolving Account-Non Appropriated, Higher Education Personnel Services Account-State)
7. **Staff Reduc. & Oper. Efficiencies** - In order to attain administrative efficiencies, agency budgets are reduced for FTE staff years, benefits, and other operating efficiencies. (Department of Personnel Service Account-State)

## State Lottery Commission

(Dollars in Thousands)

	GF-S	Other	Total
<b>2001-03 Expenditure Authority</b>	<b>0</b>	<b>812,320</b>	<b>812,320</b>
<b>2003-05 Maintenance Level</b>	<b>0</b>	<b>707,903</b>	<b>707,903</b>
<b>Policy Changes</b>			
1. General Inflation	0	-2,248	-2,248
2. Information Services	0	158	158
3. Legal Services	0	50	50
4. Pension Funding Change	0	-121	-121
5. Mega Millions Implementation	0	430	430
6. Revolving Funds	0	-18	-18
7. Staff Reduc. & Oper. Efficiencies	0	-336	-336
<b>Total 2003-05 Biennium</b>	<b>0</b>	<b>705,818</b>	<b>705,818</b>
Fiscal Year 2004 Total	0	350,831	350,831
Fiscal Year 2005 Total	0	354,987	354,987

**Comments:**

1. **General Inflation** - Agencies are required to find sufficient efficiencies in their operations to cover the cost of inflation in the goods, services, and supplies needed for performance of their missions. (State Lottery Account-Non-Appropriated, Lottery Administrative Account-State)
2. **Information Services** - Funding is provided for a computer security specialist to enhance the protection of the Commission's assets from unauthorized access, destruction, or tampering. This new staff member will conduct additional comprehensive security reviews, evaluations, and systems analysis to ensure the security of Lottery information technology operations. (Lottery Administrative Account-State)
3. **Legal Services** - Funding is provided for legal services for the procurement of the Commission's on-line electronic gaming vendor contract and for on-line electronic gaming acceptance testing. The next on-line vendor contract is expected to cost in excess of \$10 million per year, with a 6- to 10-year contract commitment. (Lottery Administrative Account-State)
4. **Pension Funding Change** - Savings are achieved by adopting a new actuarial method for smoothing returns on assets for the Public Employees' Retirement System (PERS), the School Employees' Retirement System, and the Teachers' Retirement System (TRS). The new method varies the length of smoothing of a particular year's gain or loss depending on the difference from the actuarially-assumed rate of investment return. In addition, no contributions will be made toward the unfunded liabilities in the PERS and TRS Plans 1 during FY 2004 and FY 2005. (Lottery Administrative Account-State)
5. **Mega Millions Implementation** - Funding is provided for one financial analyst, one programmer, one district sales representative, one part-time customer service specialist, and one security investigator as a result of the Mega Millions multi-jurisdictional lottery game. Mega Millions was authorized by the 2002 Legislature but FTEs and funding were not requested at the time. (Lottery Administrative Account-State)
6. **Revolving Funds** - Funding levels for services provided by other state agencies, such as the Office of the Attorney General, are adjusted to reflect what those agencies are expected to bill for their services. (Lottery Administrative Account-State)
7. **Staff Reduc. & Oper. Efficiencies** - In order to attain administrative efficiencies, agency budgets are reduced for FTE staff years, salaries, benefits, and other operating costs. (Lottery Administrative Account-State)

## Washington State Commission on Hispanic Affairs

(Dollars in Thousands)

	GF-S	Other	Total
<b>2001-03 Expenditure Authority</b>	<b>436</b>	<b>0</b>	<b>436</b>
2003 Supplemental *	5	0	5
<b>Total 2001-03 Biennium</b>	<b>441</b>	<b>0</b>	<b>441</b>
<hr/>			
<b>2003-05 Maintenance Level</b>	<b>439</b>	<b>0</b>	<b>439</b>
<b>Policy Changes</b>			
1. General Inflation	-4	0	-4
2. Coordinate Hispanic Comm Issues	-35	0	-35
3. Pension Funding Change	-2	0	-2
4. Revolving Funds	10	0	10
<hr/>			
<b>Total 2003-05 Biennium</b>	<b>408</b>	<b>0</b>	<b>408</b>
Fiscal Year 2004 Total	204	0	204
Fiscal Year 2005 Total	204	0	204

**Comments:**

1. **General Inflation** - Agencies are required to find sufficient efficiencies in their operations to cover the cost of inflation in the goods, services, and supplies needed for performance of their missions.
  
2. **Coordinate Hispanic Comm Issues** - In order to increase administrative efficiency, the Governor's Office of Indian Affairs shall collocate with the Commission on Asian-Pacific-American Affairs, the Commission on African-American Affairs, the Commission on Hispanic Affairs, and the Citizens' Commission on Salaries for Elected Officials. Administrative and salary savings are assumed due to shared administrative functions and fixed costs.
  
3. **Pension Funding Change** - Savings are achieved by adopting a new actuarial method for smoothing returns on assets for the Public Employees' Retirement System (PERS), the School Employees' Retirement System, and the Teachers' Retirement System (TRS). The new method varies the length of smoothing of a particular year's gain or loss depending on the difference from the actuarially-assumed rate of investment return. In addition, no contributions will be made toward the unfunded liabilities in the PERS and TRS Plans 1 during FY 2004 and FY 2005.
  
4. **Revolving Funds** - Funding levels for services provided by other state agencies, such as the Office of the Attorney General, are adjusted to reflect what those agencies are expected to bill for their services.

\* Please see the 2003 Supplemental Operating Budget Section for additional information.

## Washington State Commission on African-American Affairs

(Dollars in Thousands)

	GF-S	Other	Total
<b>2001-03 Expenditure Authority</b>	<b>418</b>	<b>0</b>	<b>418</b>
2003 Supplemental *	5	0	5
<b>Total 2001-03 Biennium</b>	<b>423</b>	<b>0</b>	<b>423</b>
<hr/>			
<b>2003-05 Maintenance Level</b>	<b>447</b>	<b>0</b>	<b>447</b>
<b>Policy Changes</b>			
1. General Inflation	-3	0	-3
2. Coordinate African-American Issues	-53	0	-53
3. Pension Funding Change	-2	0	-2
4. Revolving Funds	8	0	8
<hr/>			
<b>Total 2003-05 Biennium</b>	<b>397</b>	<b>0</b>	<b>397</b>
Fiscal Year 2004 Total	198	0	198
Fiscal Year 2005 Total	199	0	199

**Comments:**

1. **General Inflation** - Agencies are required to find sufficient efficiencies in their operations to cover the cost of inflation in the goods, services, and supplies needed for performance of their missions.
  
2. **Coordinate African-American Issues** - In order to increase administrative efficiency, the Governor's Office of Indian Affairs shall collocate with the Commission on Asian-Pacific-American Affairs, the Commission on African-American Affairs, the Commission on Hispanic Affairs, and the Citizens' Commission on Salaries for Elected Officials. Administrative and salary savings are assumed due to shared administrative functions and fixed costs.
  
3. **Pension Funding Change** - Savings are achieved by adopting a new actuarial method for smoothing returns on assets for the Public Employees' Retirement System (PERS), the School Employees' Retirement System, and the Teachers' Retirement System (TRS). The new method varies the length of smoothing of a particular year's gain or loss depending on the difference from the actuarially-assumed rate of investment return. In addition, no contributions will be made toward the unfunded liabilities in the PERS and TRS Plans 1 during FY 2004 and FY 2005.
  
4. **Revolving Funds** - Funding levels for services provided by other state agencies, such as the Office of the Attorney General, are adjusted to reflect what those agencies are expected to bill for their services.

\* Please see the 2003 Supplemental Operating Budget Section for additional information.

## Personnel Appeals Board

(Dollars in Thousands)

	GF-S	Other	Total
<b>2001-03 Expenditure Authority</b>	<b>0</b>	<b>1,705</b>	<b>1,705</b>
<b>2003-05 Maintenance Level</b>	<b>0</b>	<b>1,737</b>	<b>1,737</b>
<b>Policy Changes</b>			
1. General Inflation	0	-6	-6
2. Pension Funding Change	0	-10	-10
3. Revolving Funds	0	10	10
4. Staff Reduc. & Oper. Efficiencies	0	-6	-6
<b>Total 2003-05 Biennium</b>	<b>0</b>	<b>1,725</b>	<b>1,725</b>
Fiscal Year 2004 Total	0	861	861
Fiscal Year 2005 Total	0	864	864

**Comments:**

1. **General Inflation** - Agencies are required to find sufficient efficiencies in their operations to cover the cost of inflation in the goods, services, and supplies needed for performance of their mission. (Department of Personnel Service Account-State)
  
2. **Pension Funding Change** - Savings are achieved by adopting a new actuarial method for smoothing returns on assets for the Public Employees' Retirement System (PERS), the School Employees' Retirement System, and the Teachers' Retirement System (TRS). The new method varies the length of smoothing of a particular year's gain or loss depending on the difference from the actuarially-assumed rate of investment return. In addition, no contributions will be made toward the unfunded liabilities in the PERS and TRS Plans 1 during FY 2004 and FY 2005. (Department of Personnel Service Account-State)
  
3. **Revolving Funds** - Funding levels for services provided by other state agencies, such as the Office of the Attorney General, are adjusted to reflect what those agencies are expected to bill for their services. (Department of Personnel Service Account-State)
  
4. **Staff Reduc. & Oper. Efficiencies** - In order to attain administrative efficiencies, agency budgets are reduced for FTE staff years, salaries, benefits, and other operating costs. (Department of Personnel Service Account-State)



## Department of Retirement Systems

(Dollars in Thousands)

	GF-S	Other	Total
<b>2001-03 Expenditure Authority</b>	<b>0</b>	<b>53,244</b>	<b>53,244</b>
<b>2003-05 Maintenance Level</b>	<b>0</b>	<b>45,944</b>	<b>45,944</b>
<b>Policy Changes</b>			
1. General Inflation	0	-318	-318
2. Unreduced Duty Death Survivor Ben.	0	31	31
3. LEOFF 2 Board Services	0	1,676	1,676
4. Pension Funding Change	0	-218	-218
5. EMT Service Credit Transfer	0	125	125
6. Substitute Employee Service Credit	0	124	124
7. Fallen Hero Survivor Benefits	0	77	77
8. Retire-Rehire Oversight	0	324	324
9. Complete Imaging of Member Files	0	1,678	1,678
10. Essential Maintenance of EDIMS	0	405	405
11. Plan 3 Contributions	0	21	21
12. Death Benefit for Public Employees	0	30	30
13. Revolving Funds	0	-786	-786
14. Staff Reduc. & Oper. Efficiencies	0	-541	-541
<b>Total 2003-05 Biennium</b>	<b>0</b>	<b>48,572</b>	<b>48,572</b>
Fiscal Year 2004 Total	0	26,062	26,062
Fiscal Year 2005 Total	0	22,510	22,510

**Comments:**

1. **General Inflation** - Agencies are required to find sufficient efficiencies in their operations to cover the cost of inflation in the goods, services, and supplies needed for performance of their mission. (Dependent Care Administrative Account-State, Department of Retirement Expense Account-State)
2. **Unreduced Duty Death Survivor Ben.** - Funding is provided for the administrative costs associated with paying unreduced survivor benefits for members of the Public Employees' Retirement System (PERS), the School Employees' Retirement System (SERS), and the Teachers' Retirement System (TRS) who were killed on the job, pursuant to Chapter 155, Laws of 2003 (HB 1519). (Department of Retirement Systems Expense Fund-State)
3. **LEOFF 2 Board Services** - Funding is provided for additional duties associated with the Law Enforcement Officers' and Fire Fighters' Plan 2 (LEOFF 2) Board created by Initiative 790. The expenses of the Department of Retirement Systems will be reimbursed by the LEOFF 2 Board. (Department of Retirement Systems Expense Account-State)
4. **Pension Funding Change** - Savings are achieved by adopting a new actuarial method for smoothing returns on assets for PERS, SERS, and TRS. The new method varies the length of smoothing of a particular year's gain or loss depending on the difference from the actuarially-assumed rate of investment return. In addition, no contributions will be made toward the unfunded liabilities in the PERS and TRS Plans 1 during FY 2004 and FY 2005. (Dependent Care Administrative Account-

State, Department of Retirement Systems Expense Account-State, Deferred Compensation Administrative Account)

5. **EMT Service Credit Transfer** - Funding is provided for administrative costs associated with the opportunity provided by Chapter 293, Laws of 2003 (SHB 1202). The bill provides for Emergency Medical Technicians (EMT) to transfer service credit earned in PERS into the LEOFF Plan 2. (Department of Retirement Systems Expense Account-State)
6. **Substitute Employee Service Credit** - Funding is provided for administrative costs of providing the optional purchase of service credit by substitute employees in SERS after the end of each school year as required by Chapter 157, Laws of 2003 (SB 5094). (Department of Retirement Expense Account-State)
7. **Fallen Hero Survivor Benefits** - Funding is provided for administrative costs associated with removing the actuarial reduction for survivor benefits paid on behalf of public safety officers killed in the line of duty, pursuant to Chapter 32, Laws of 2003 (SB 5100), and in compliance with the federal Fallen Hero Survivor Benefit Fairness Act of 2001. (Department of Retirement Expense Account-State)
8. **Retire-Rehire Oversight** - Funding is provided for administrative costs associated with new oversight responsibilities in Chapter 412, Laws of 2003, Partial Veto (SHB 1829), related to the hiring of retired members of PERS Plan 1. (Department of Retirement Systems Expense Account-State)

## Department of Retirement Systems

9. **Complete Imaging of Member Files** - Funding is provided to complete the conversion of member files to electronic images for the agency's Electronic Document Image Management System (EDIMS). At the beginning of FY 2004, the Department of Retirement Systems estimates that one-third of the files will remain non-imaged. (Department of Retirement Systems Expense Account-State)
10. **Essential Maintenance of EDIMS** - Funding is provided for the ongoing maintenance of EDIMS. These funds will cover maintenance fee increases, the replacement of computer hardware, and software upgrades. (Department of Retirement Systems Expense Account-State)
11. **Plan 3 Contributions** - Funding is provided for administrative costs associated with the provision of additional contribution options in PERS, TRS, and SERS Plans 3 under Chapter 156, Laws of 2003 (HB 1206). (Department of Retirement Systems Expense Account-State)
12. **Death Benefit for Public Employees** - Funding is provided for administrative costs associated with paying a \$150,000 lump-sum death benefit for members of PERS, SERS, and TRS, pursuant to Chapter 402, Laws of 2003 (HB 1207). (Department of Retirement Systems Expense Fund-State)
13. **Revolving Funds** - Funding levels for services provided by other state agencies, such as the Office of the Attorney General, are adjusted to reflect what those agencies are expected to bill for their services. (Dependent Care Administrative Account-State, Department of Retirement Systems Expense Account-State, Deferred Compensation Administrative Account-Non-Appropriated)
14. **Staff Reduc. & Oper. Efficiencies** - In order to attain administrative efficiencies, agency budgets are reduced for FTE staff years, salaries, benefits, and other operating costs. (Dependent Care Administrative Account-State, Department of Retirement Systems Expense Account-State, Deferred Compensation Administrative Account-Non-Appropriated)

\* Please see the 2003 Supplemental Operating Budget Section for additional information.

## State Investment Board

(Dollars in Thousands)

	GF-S	Other	Total
<b>2001-03 Expenditure Authority</b>	<b>0</b>	<b>13,461</b>	<b>13,461</b>
<b>2003-05 Maintenance Level</b>	<b>0</b>	<b>13,337</b>	<b>13,337</b>
<b>Policy Changes</b>			
1. General Inflation	0	-41	-41
2. Investment Activities	0	150	150
3. Pension Funding Change	0	-68	-68
4. Investment Consultant for Fircrest	100	0	100
5. Revolving Funds	0	-8	-8
6. Staff Reduc. & Oper. Efficiencies	0	-108	-108
<b>Total 2003-05 Biennium</b>	<b>100</b>	<b>13,262</b>	<b>13,362</b>
Fiscal Year 2004 Total	100	6,709	6,809
Fiscal Year 2005 Total	0	6,553	6,553

**Comments:**

- |   |   |
|---|---|
| <p>1. <b>General Inflation</b> - Agencies are required to find sufficient efficiencies in their operations to cover the cost of inflation in the goods, services, and supplies needed for performance of their missions. (State Investment Board Expense Account-State)</p> <p>2. <b>Investment Activities</b> - Funding is provided for the State Investment Board (SIB) to hire a consultant to develop a plan with the securities industry and the Department of Information Services to allow SIB to implement the settlement of transactions within the same day for a security trade, which is called straight-through-processing. The cost of the consultant will be \$150,000. (State Investment Board Expense Account-State)</p> <p>3. <b>Pension Funding Change</b> - Savings are achieved by adopting a new actuarial method for smoothing returns on assets for the Public Employees' Retirement System (PERS), the School Employees' Retirement System, and the Teachers' Retirement System (TRS). The new method varies the length of smoothing of a particular year's gain or loss depending on the difference from the actuarially-assumed rate of investment return. In addition, no contributions will be made toward the unfunded liabilities in the PERS and TRS Plans 1 during FY 2004 and FY 2005. (State Investment Board Expense Account-State)</p> <p>4. <b>Investment Consultant for Fircrest</b> - Funding is provided for a contract with a real estate investment consultant to prepare options and recommended investment strategies for surplus property at the five state residential habilitation centers. Investment return from the surplus properties is to be deposited into an account to support services for developmentally disabled clients. In developing recommended strategies for the Fircrest School property, the contractor shall identify an investment strategy that will produce the greatest long-term investment return on the property without sale of the land.</p> | <p>5. <b>Revolving Funds</b> - Funding levels for services provided by other state agencies, such as the Office of the Attorney General, are adjusted to reflect what those agencies are expected to bill for their services. (State Investment Board Expense Account-State)</p> <p>6. <b>Staff Reduc. &amp; Oper. Efficiencies</b> - In order to attain administrative efficiencies, agency budgets are reduced for FTE staff years, salaries, benefits, and other operating costs. (State Investment Board Expense Account-State)</p> |
|---|---|

## Department of Revenue

(Dollars in Thousands)

	GF-S	Other	Total
<b>2001-03 Expenditure Authority</b>	<b>150,768</b>	<b>10,300</b>	<b>161,068</b>
2003 Supplemental *	-830	0	-830
<b>Total 2001-03 Biennium</b>	<b>149,938</b>	<b>10,300</b>	<b>160,238</b>
<hr/>			
<b>2003-05 Maintenance Level</b>	<b>160,124</b>	<b>11,215</b>	<b>171,339</b>
<b>Policy Changes</b>			
1. Revenue Enforcement Enhancement	6,180	0	6,180
2. Pension Funding Change	-808	-42	-850
3. Implementing the SSTA	303	0	303
4. Commute Trip Reduction Program	103	0	103
5. Municipal Business & Occupation Tax	82	0	82
6. Administrative Rule Notice	92	0	92
7. Revolving Funds	-104	-2	-106
8. Staff Reduc. & Oper. Efficiencies	-1,566	-52	-1,618
9. Self-Insurance Premiums	154	0	154
<hr/>			
<b>Total 2003-05 Biennium</b>	<b>164,560</b>	<b>11,119</b>	<b>175,679</b>
Fiscal Year 2004 Total	82,644	5,560	88,204
Fiscal Year 2005 Total	81,916	5,559	87,475

**Comments:**

1. **Revenue Enforcement Enhancement** - The amount of \$6.18 million is provided to the Department for additional revenue enforcement efforts. Strategies may include, but are not limited to, additional taxpayer education, audit activity, tax discovery efforts, and delinquent account collections. Positions funded include auditors, revenue agents, excise tax examiners, one hearings examiner, and one field audit manager. This investment is expected to produce \$32.0 million in revenue for the state general fund in the 2003-05 biennium.
  5. **Municipal Business & Occupation Tax** - Funding is provided to study the net fiscal impact of the apportionment and allocation method outlined in Chapter 79, Laws of 2003 (EHB 2030), pursuant to the requirements of the same chapter.
  2. **Pension Funding Change** - Savings are achieved by adopting a new actuarial method for smoothing returns on assets for the Public Employees' Retirement System (PERS), the School Employees' Retirement System, and the Teachers' Retirement System (TRS). The new method varies the length of smoothing of a particular year's gain or loss depending on the difference from the actuarially-assumed rate of investment return. In addition, no contributions will be made toward the unfunded liabilities in PERS and TRS Plans 1 during FY 2004 and FY 2005. (General Fund-State, Timber Tax Distribution Account-State, Unclaimed Personal Property Account-Non-Appropriated)
  6. **Administrative Rule Notice** - Funding is provided to the Department to increase the frequency with which it notifies businesses of changes to administrative rules, pursuant to Chapter 246, Laws of 2003 (ESSB 5766).
  3. **Implementing the SSTA** - Funding is provided to implement the streamlined sales and use tax agreement (SSTA), pursuant to Chapter 168, Laws of 2003 (SB 5783). Activities include, but are not limited to, studying sourcing issues, assisting taxpayers with new definitions and tax liability, and amending rules.
  7. **Revolving Funds** - Funding levels for services provided by other state agencies, such as the Office of the Attorney General, are adjusted to reflect what those agencies are expected to bill for their services. (General Fund-State, Timber Tax Distribution Account-State)
  4. **Commute Trip Reduction Program** - Funding is provided to implement the Commute Trip Reduction Program, pursuant to Chapter 364, Laws of 2003 (ESHB 2228).
  8. **Staff Reduc. & Oper. Efficiencies** - In order to attain administrative efficiencies, agency budgets are reduced for FTE staff years, salaries, benefits, and other operating costs. (General Fund-State, Timber Tax Distribution Account-State)
  9. **Self-Insurance Premiums** - State agencies pay an annual self-insurance premium to fund the state's Self-Insurance Liability Program. This program is responsible for paying costs related to tort lawsuits associated with state agency programs. An agency's self-insurance premium is based on factors such as past and current claims experience, the agency staffing levels, and estimated obligations. This item reflects the increased amount for the Department's self-insurance premium in the 2003-05 biennium.
- \* Please see the 2003 Supplemental Operating Budget Section for additional information.

## Board of Tax Appeals

(Dollars in Thousands)

	GF-S	Other	Total
<b>2001-03 Expenditure Authority</b>	<b>2,200</b>	<b>0</b>	<b>2,200</b>
<b>2003-05 Maintenance Level</b>	<b>2,205</b>	<b>0</b>	<b>2,205</b>
<b>Policy Changes</b>			
1. General Inflation	-12	0	-12
2. Pension Funding Change	-12	0	-12
3. Revolving Funds	12	0	12
4. Staff Reduc. & Oper. Efficiencies	-64	0	-64
<b>Total 2003-05 Biennium</b>	<b>2,129</b>	<b>0</b>	<b>2,129</b>
Fiscal Year 2004 Total	1,141	0	1,141
Fiscal Year 2005 Total	988	0	988

**Comments:**

1. **General Inflation** - Agencies are required to find sufficient efficiencies in their operations to cover the cost of inflation in the goods, services, and supplies needed for performance of their mission.
2. **Pension Funding Change** - Savings are achieved by adopting a new actuarial method for smoothing returns on assets for the Public Employees' Retirement System (PERS), the School Employees' Retirement System, and the Teachers' Retirement System (TRS). The new method varies the length of smoothing of a particular year's gain or loss depending on the difference from the actuarially-assumed rate of investment return. In addition, no contributions will be made toward the unfunded liabilities in the PERS and TRS Plans 1 during FY 2004 and FY 2005.
3. **Revolving Funds** - Funding levels for services provided by other state agencies, such as the Office of the Attorney General, are adjusted to reflect what those agencies are expected to bill for their services.
4. **Staff Reduc. & Oper. Efficiencies** - In order to attain administrative efficiencies, agency budgets are reduced for FTE staff years, salaries, benefits, and other operating costs.

**Municipal Research Council**

(Dollars in Thousands)

	<u>GF-S</u>	<u>Other</u>	<u>Total</u>
<b>2001-03 Expenditure Authority</b>	<b>0</b>	<b>4,575</b>	<b>4,575</b>
<b>2003-05 Maintenance Level</b>	<b>0</b>	<b>4,621</b>	<b>4,621</b>
<b>Total 2003-05 Biennium</b>	<b>0</b>	<b>4,621</b>	<b>4,621</b>
Fiscal Year 2004 Total	0	2,305	2,305
Fiscal Year 2005 Total	0	2,316	2,316

**Comments:**

There were no policy level changes.

## Office of Minority & Women's Business Enterprises

(Dollars in Thousands)

	GF-S	Other	Total
<b>2001-03 Expenditure Authority</b>	<b>0</b>	<b>2,616</b>	<b>2,616</b>
<b>2003-05 Maintenance Level</b>	<b>0</b>	<b>2,519</b>	<b>2,519</b>
<b>Policy Changes</b>			
1. General Inflation	0	-23	-23
2. Pension Funding Change	0	-16	-16
3. General Activity Cut	0	-500	-500
4. Revolving Funds	0	10	10
<b>Total 2003-05 Biennium</b>	<b>0</b>	<b>1,990</b>	<b>1,990</b>
Fiscal Year 2004 Total	0	995	995
Fiscal Year 2005 Total	0	995	995

**Comments:**

1. **General Inflation** - Agencies are required to find sufficient efficiencies in their operations to cover the cost of inflation in the goods, services, and supplies needed for performance of their missions. (Minority and Women's Business Enterprises Account-State)
  
2. **Pension Funding Change** - Savings are achieved by adopting a new actuarial method for smoothing returns on assets for the Public Employees' Retirement System (PERS), the School Employees' Retirement System, and the Teachers' Retirement System (TRS). The new method varies the length of smoothing of a particular year's gain or loss depending on the difference from the actuarially-assumed rate of investment return. In addition, no contributions will be made toward the unfunded liabilities in the PERS and TRS Plans 1 during FY 2004 and FY 2005. (Minority and Women's Business Enterprises Account-State)
  
3. **General Activity Cut** - The Office's spending authority is reduced by \$500,000 as a general activity cut. The Office shall use its managerial discretion to reduce spending in areas that will have the least impact on client services. The Office is encouraged to diversify its funding sources by adjusting fees to a more meaningful level and soliciting grants from outside sources. In addition, the Legislature will review the Office's structure and functions and recommend changes during FY 2004. (Minority and Women's Business Enterprises Account-State)
  
4. **Revolving Funds** - Funding levels for services provided by other state agencies, such as the Office of the Attorney General, are adjusted to reflect what those agencies are expected to bill for their services. (Minority and Women's Business Enterprises Account-State)

\* Please see the 2003 Supplemental Operating Budget Section for additional information.

## Department of General Administration

(Dollars in Thousands)

	GF-S	Other	Total
<b>2001-03 Expenditure Authority</b>	<b>1,204</b>	<b>128,454</b>	<b>129,658</b>
2003 Supplemental *	-9	0	-9
<b>Total 2001-03 Biennium</b>	<b>1,195</b>	<b>128,454</b>	<b>129,649</b>
<hr/>			
<b>2003-05 Maintenance Level</b>	<b>1,202</b>	<b>130,098</b>	<b>131,300</b>
<b>Policy Changes</b>			
1. General Inflation	-2	-1,264	-1,266
2. Campus Tours	-616	616	0
3. Commute Trip Reduction	0	0	0
4. Dist Surplus Food/Prop:TEFAP/CSFP	0	967	967
5. Parking Management	0	0	0
6. Pension Funding Change	-4	-388	-392
7. Revolving Funds	0	-152	-152
8. Staff Reduc. & Oper. Efficiencies	-112	-1,288	-1,400
9. Self-Insurance Premiums	0	188	188
<hr/>			
<b>Total 2003-05 Biennium</b>	<b>468</b>	<b>128,777</b>	<b>129,245</b>
Fiscal Year 2004 Total	193	64,525	64,718
Fiscal Year 2005 Total	275	64,252	64,527

**Comments:**

- |   |  |
|---|--|
| <p>1. <b>General Inflation</b> - Agencies are required to find sufficient efficiencies in their operations to cover the cost of inflation in the goods, services, and supplies needed for performance of their missions. (General Fund-State, various other funds)</p> <p>2. <b>Campus Tours</b> - In the 2003-05 biennium, tours of the State Capitol will be funded through the Seat of Government charge instead of the state general fund. (General Fund-State, General Administration Services Account-State)</p> <p>3. <b>Commute Trip Reduction</b> - In the 2001-03 biennium, campus parking fees funded the Commute Trip Reduction Program Coordinator and other program administrative expenses. Beginning in the 2003-05 biennium, the Seat of Government charge will fund this program. (State Capitol Vehicle Parking Account-State, General Administration Services Account-State)</p> <p>4. <b>Dist Surplus Food/Prop:TEFAP/CSFP</b> - The U.S. Department of Agriculture established The Emergency Food Assistance Program (TEFAP) and the Commodity Supplemental Food Program (CSFP) to provide food and administrative funds to meet the needs of a client base that was not being served by other federal programs. The client will receive a monthly food package targeted to meet the special nutritional needs of children and the elderly. (General Fund-Federal)</p> <p>5. <b>Parking Management</b> - Parking services will be funded entirely by parking revenues from state employees in the 2003-05 biennium. Parking fee revenue will be placed in the State Vehicle Parking Account to pay costs in support of parking facility operational maintenance, parking regulation and enforcement, and parking facility capital reinvestment costs.</p> | <p>The parking revenues and expenditures will be budgeted as a non-appropriated, allotted line-of-business. (State Vehicle Parking Account-Non-Appropriated, General Administration Services Account-State)</p> <p>6. <b>Pension Funding Change</b> - Savings are achieved by adopting a new actuarial method for smoothing returns on assets for the Public Employees' Retirement System (PERS), the School Employees' Retirement System, and the Teachers' Retirement System (TRS). The new method varies the length of smoothing of a particular year's gain or loss depending on the difference from the actuarially-assumed rate of investment return. In addition, no contributions will be made toward the unfunded liabilities in the PERS and TRS Plans 1 during FY 2004 and FY 2005. (General Fund-State, various other funds)</p> <p>7. <b>Revolving Funds</b> - Funding levels for services provided by other state agencies, such as the Office of the Attorney General, are adjusted to reflect what those agencies are expected to bill for their services. (General Fund-State, various other funds)</p> <p>8. <b>Staff Reduc. &amp; Oper. Efficiencies</b> - In order to attain administrative efficiencies, agency budgets are reduced for FTE staff years, salaries, benefits, and other operating costs. (General Fund-State, various other funds)</p> <p>9. <b>Self-Insurance Premiums</b> - Funding is provided for the Department's annual self-insurance premium to fund the state's Self-Insurance Liability Program. (General Administration Services Account-Non-Appropriated)</p> <p>* Please see the 2003 Supplemental Operating Budget Section for additional information.</p> |
|---|--|



## Department of Information Services

(Dollars in Thousands)

	GF-S	Other	Total
<b>2001-03 Expenditure Authority</b>	<b>0</b>	<b>207,397</b>	<b>207,397</b>
<b>2003-05 Maintenance Level</b>	<b>0</b>	<b>209,361</b>	<b>209,361</b>
<b>Policy Changes</b>			
1. Digital Learning	2,000	0	2,000
2. General Inflation	0	-2,764	-2,764
3. Pension Funding Change	0	-416	-416
4. Revolving Funds	0	-58	-58
5. Staff Reduc. & Oper. Efficiencies	0	-676	-676
<b>Total 2003-05 Biennium</b>	<b>2,000</b>	<b>205,447</b>	<b>207,447</b>
Fiscal Year 2004 Total	1,000	102,680	103,680
Fiscal Year 2005 Total	1,000	102,767	103,767

**Comments:**

1. **Digital Learning** - The Digital Learning Commons is a web-based portal where students, parents, and teachers from around the state will have access to digital resources, learning tools, and on-line classes. The intent is to establish a clearinghouse of high-quality on-line courses and curriculum materials that are aligned with the state's essential learning requirements. The clearinghouse shall be designed for ease of use and shall pool the purchasing power of the state so that these resources and courses are affordable and accessible to schools, teachers, students, and parents. The demonstration project is funded through \$2 million in state funds, which will be matched by \$3 million in private grants. An independent, nonprofit organization will launch this public-private partnership, which will become self-sustaining after the start-up phase.
2. **General Inflation** - Agencies are required to find sufficient efficiencies in their operations to cover the cost of inflation in the goods, services, and supplies needed for performance of their missions. (Various funds)
3. **Pension Funding Change** - Savings are achieved by adopting a new actuarial method for smoothing returns on assets for the Public Employees' Retirement System (PERS), the School Employees' Retirement System, and the Teachers' Retirement System (TRS). The new method varies the length of smoothing of a particular year's gain or loss depending on the difference from the actuarially-assumed rate of investment return. In addition, no contributions will be made toward the unfunded liabilities in the PERS and TRS Plans 1 during FY 2004 and FY 2005. (Various funds)
4. **Revolving Funds** - Funding levels for services provided by other state agencies, such as the Office of the Attorney General, are adjusted to reflect what those agencies are expected to bill for their services. (Data Processing Revolving Account-Non-Appropriated)
5. **Staff Reduc. & Oper. Efficiencies** - In order to attain administrative efficiencies, agency budgets are reduced for

FTE staff years, salaries, benefits, and other operating costs. (Data Processing Revolving Account-Non-Appropriated)

\* Please see the 2003 Supplemental Operating Budget Section for additional information.

**Office of the Insurance Commissioner**

(Dollars in Thousands)

	<u>GF-S</u>	<u>Other</u>	<u>Total</u>
<b>2001-03 Expenditure Authority</b>	<b>0</b>	<b>30,550</b>	<b>30,550</b>
<b>2003-05 Maintenance Level</b>	<b>0</b>	<b>31,536</b>	<b>31,536</b>
<b>Policy Changes</b>			
1. Automated Systems Examinations	0	212	212
2. Pension Funding Change	0	-178	-178
3. Market Conduct Examinations	0	544	544
4. Health Plan Provider Networks	0	195	195
5. Agent & Broker Licensing	0	221	221
6. Revolving Funds	0	408	408
<b>Total 2003-05 Biennium</b>	<b>0</b>	<b>32,938</b>	<b>32,938</b>
Fiscal Year 2004 Total	0	16,478	16,478
Fiscal Year 2005 Total	0	16,460	16,460

**Comments:**

1. **Automated Systems Examinations** - Funding is provided to establish an automation examination specialist position to assess the automated systems of insurance companies as part of each company's financial examination. This examination will comply with national accreditation standards of the National Association of Insurance Commissioners. (General Fund-Federal, Insurance Commissioner's Regulatory Account-State)
2. **Pension Funding Change** - Savings are achieved by adopting a new actuarial method for smoothing returns on assets for the Public Employees' Retirement System (PERS), the School Employees' Retirement System, and the Teachers' Retirement System (TRS). The new method varies the length of smoothing of a particular year's gain or loss depending on the difference from the actuarially-assumed rate of investment return. In addition, no contributions will be made toward the unfunded liabilities in the PERS and TRS Plans 1 during FY 2004 and FY 2005. (Insurance Commissioner's Regulatory Account-State)
3. **Market Conduct Examinations** - Funding is provided to establish an adequate staffing level to conduct statutorily-mandated market conduct examinations for all domestic insurers and health carriers at least once every five years. (Insurance Commissioner's Regulatory Account-State)
4. **Health Plan Provider Networks** - Funding is provided for ongoing analysis of health care provider networks, to be performed in conjunction with the Department of Social and Health Services and the Health Care Authority. (Insurance Commissioner's Regulatory Account-State)
5. **Agent & Broker Licensing** - Funding is provided for additional staff to address increased licensing requirements and caseloads, as well as for an automation examination specialist. These positions will reduce the waiting period for licenses, appointments, and affiliations from 20 to 5 business days. (Insurance Commissioner's Regulatory Account-State)
6. **Revolving Funds** - Funding levels for services provided by other state agencies, such as the Office of the Attorney General, are adjusted to reflect what those agencies are expected to bill for their services. (Insurance Commissioner's Regulatory Account-State)

## State Board of Accountancy

(Dollars in Thousands)

	GF-S	Other	Total
<b>2001-03 Expenditure Authority</b>	<b>0</b>	<b>1,716</b>	<b>1,716</b>
<b>2003-05 Maintenance Level</b>	<b>0</b>	<b>1,649</b>	<b>1,649</b>
<b>Policy Changes</b>			
1. General Inflation	0	-11	-11
2. Public Accountancy Act (SHB 1211)	0	351	351
3. Pension Funding Change	0	-6	-6
4. Revolving Funds	0	8	8
5. Staff Reduc. & Oper. Efficiencies	0	-6	-6
<b>Total 2003-05 Biennium</b>	<b>0</b>	<b>1,985</b>	<b>1,985</b>
Fiscal Year 2004 Total	0	1,051	1,051
Fiscal Year 2005 Total	0	934	934

**Comments:**

1. **General Inflation** - Agencies are required to find sufficient efficiencies in their operations to cover the cost of inflation in the goods, services, and supplies needed for performance of their missions. (Certified Public Accountants' Account-State)
  
2. **Public Accountancy Act (SHB 1211)** - Appropriation authority is provided to implement the Public Accountancy Act, pursuant to Chapter 290, Laws of 2003 (SHB 1211). (Certified Public Accountants' Account-State)
  
3. **Pension Funding Change** - Savings are achieved by adopting a new actuarial method for smoothing returns on assets for the Public Employees' Retirement System (PERS), the School Employees' Retirement System, and the Teachers' Retirement System (TRS). The new method varies the length of smoothing of a particular year's gain or loss depending on the difference from the actuarially-assumed rate of investment return. In addition, no contributions will be made toward the unfunded liabilities in the PERS and TRS Plans 1 during FY 2004 and FY 2005. (Certified Public Accountants' Account-State)
  
4. **Revolving Funds** - Funding levels for services provided by other state agencies, such as the Office of the Attorney General, are adjusted to reflect what those agencies are expected to bill for their services. (Certified Public Accountants' Account-State)
  
5. **Staff Reduc. & Oper. Efficiencies** - In order to attain administrative efficiencies, agency budgets are reduced for FTE staff years, salaries, benefits, and other operating costs. (Certified Public Accountants' Account-State)

## Forensic Investigations Council

(Dollars in Thousands)

	GF-S	Other	Total
<b>2001-03 Expenditure Authority</b>	<b>0</b>	<b>276</b>	<b>276</b>
<b>2003-05 Maintenance Level</b>	<b>0</b>	<b>274</b>	<b>274</b>
<b>Total 2003-05 Biennium</b>	<b>0</b>	<b>274</b>	<b>274</b>
Fiscal Year 2004 Total	0	262	262
Fiscal Year 2005 Total	0	12	12

**Comments:**

There were no policy level changes.

## Washington Horse Racing Commission

(Dollars in Thousands)

	GF-S	Other	Total
<b>2001-03 Expenditure Authority</b>	<b>0</b>	<b>4,436</b>	<b>4,436</b>
<b>2003-05 Maintenance Level</b>	<b>0</b>	<b>4,633</b>	<b>4,633</b>
<b>Policy Changes</b>			
1. General Inflation	0	-12	-12
2. Pension Funding Change	0	-20	-20
3. Revolving Funds	0	8	8
<b>Total 2003-05 Biennium</b>	<b>0</b>	<b>4,609</b>	<b>4,609</b>
Fiscal Year 2004 Total	0	2,306	2,306
Fiscal Year 2005 Total	0	2,303	2,303

**Comments:**

1. **General Inflation** - Agencies are required to find sufficient efficiencies in their operations to cover the cost of inflation in the goods, services, and supplies needed for performance of their missions. (Horse Racing Commission Account-State)
  
2. **Pension Funding Change** - Savings are achieved by adopting a new actuarial method for smoothing returns on assets for the Public Employees' Retirement System (PERS), the School Employees' Retirement System, and the Teachers' Retirement System (TRS). The new method varies the length of smoothing of a particular year's gain or loss depending on the difference from the actuarially-assumed rate of investment return. In addition, no contributions will be made toward the unfunded liabilities in the PERS and TRS Plans 1 during FY 2004 and FY 2005. (Horse Racing Commission Account-State)
  
3. **Revolving Funds** - Funding levels for services provided by other state agencies, such as the Office of the Attorney General, are adjusted to reflect what those agencies are expected to bill for their services. (Horse Racing Commission Account-State)

## Washington State Liquor Control Board

(Dollars in Thousands)

	GF-S	Other	Total
<b>2001-03 Expenditure Authority</b>	<b>2,922</b>	<b>152,704</b>	<b>155,626</b>
2003 Supplemental *	0	480	480
<b>Total 2001-03 Biennium</b>	<b>2,922</b>	<b>153,184</b>	<b>156,106</b>
<b>2003-05 Maintenance Level</b>	<b>2,932</b>	<b>148,584</b>	<b>151,516</b>
<b>Policy Changes</b>			
1. General Inflation	-13	-1,319	-1,332
2. Liquor Store Relocations	0	369	369
3. Open Five New Liquor Stores	0	2,172	2,172
4. Reinstate Expenses for Liquor Store	0	3,136	3,136
5. MBS-Maintain Production System	0	1,309	1,309
6. MBS-Complete Migration	0	2,000	2,000
7. Pension Funding Change	-12	-528	-540
8. Revolving Funds	2	22	24
9. Self-Insurance Premiums	0	954	954
<b>Total 2003-05 Biennium</b>	<b>2,909</b>	<b>156,699</b>	<b>159,608</b>
Fiscal Year 2004 Total	1,454	78,616	80,070
Fiscal Year 2005 Total	1,455	78,083	79,538

**Comments:**

1. **General Inflation** - Agencies are required to find sufficient efficiencies in their operations to cover the cost of inflation in the goods, services, and supplies needed for performance of their mission. (General Fund-State, various other funds)
2. **Liquor Store Relocations** - Expenditure authority is provided to relocate 13 of the 157 state-run liquor stores to new locations consistent with population growth and improved marketing practices. The new locations are projected to increase net revenue to the state general fund by \$2.6 million and local governments by \$1.1 million during the 2003-05 biennium. (Liquor Revolving Account-State)
3. **Open Five New Liquor Stores** - Expenditure authority is provided for the Liquor Control Board to open five new liquor stores in areas of the state that are underserved due to rapid population growth. The new stores will generate \$3.4 million in net revenue for the state and \$1.0 million in net revenue for local governments during the 2003-05 biennium. (Liquor Revolving Account-State, Liquor Revolving Account-Non-Appropriated)
4. **Reinstate Expenses for Liquor Store** - Expenditure authority of \$3.1 million is provided for adequate staffing to prevent the closure of 11 state liquor stores and to increase store hours for 82 liquor stores. Previous budget reductions, combined with costs unanticipated by the Legislature, resulted in store hours being reduced, expected store closures, and a reduction in revenues. This increased level of funding will prevent a \$1.2 million reduction in future state general fund revenues. (Liquor Revolving Account-State)
5. **MBS-Maintain Production System** - In the 2001-03 biennium, the Legislature appropriated funding for new point-of-sale technology, known as the Merchandising Business System (MBS), to replace the agency's obsolete system. The new MBS will allow tracking of all state store retail sales, and include forecasting and data analysis that should encourage more effective purchasing and business practices. Additional funding is provided to purchase MBS software licenses, provide training, and hire technical staff to support the system. (Liquor Revolving Account-State)
6. **MBS-Complete Migration** - In the 2001-03 biennium, the Legislature appropriated \$4.8 million to build a new MBS to improve point-of-sale data analysis and business practices. Of the \$4.8 million in planned expenditures, \$2.0 million remain unspent due to contractor and other delays and are reappropriated for the 2003-05 biennium. The total expenditures for the project shall not exceed the original appropriation of \$4.8 million, but the additional time to expend the funds should allow the Board to implement the project effectively. (Liquor Revolving Account-State)
7. **Pension Funding Change** - Savings are achieved by adopting a new actuarial method for smoothing returns on assets for the Public Employees' Retirement System (PERS), the School Employees' Retirement System, and the Teachers' Retirement System (TRS). The new method varies the length of smoothing of a particular year's gain or loss depending on the difference from the actuarially-assumed rate of investment return. In addition, no contributions will be made toward the unfunded liabilities in the PERS and TRS Plans 1 during FY 2004 and FY 2005. (General Fund-State, Liquor Revolving Account-State)
8. **Revolving Funds** - Funding levels for services provided by other state agencies, such as the Office of the Attorney General,

## Washington State Liquor Control Board

are adjusted to reflect what those agencies are expected to bill for their services. (Liquor Revolving Account-State)

9. **Self-Insurance Premiums** - State agencies pay an annual self-insurance premium to fund the state's Self-Insurance Liability Program. This program is responsible for paying costs related to tort lawsuits associated with state agency programs. An agency's self-insurance premium is based on factors such as past and current claims experience, the agency staffing levels, and estimated obligations. This item reflects the increased amount for the agency's self-insurance premium in the 2003-05 biennium. (Liquor Revolving Account-State)

\* Please see the 2003 Supplemental Operating Budget Section for additional information.

## Utilities and Transportation Commission

(Dollars in Thousands)

	GF-S	Other	Total
<b>2001-03 Expenditure Authority</b>	<b>0</b>	<b>30,829</b>	<b>30,829</b>
<b>2003-05 Maintenance Level</b>	<b>0</b>	<b>30,675</b>	<b>30,675</b>
<b>Policy Changes</b>			
1. General Inflation	0	-103	-103
2. Financial and Budget Services	0	150	150
3. Performance Audit (SHB 1013)	0	200	200
4. Pension Funding Change	0	-197	-197
5. Revolving Funds	0	-50	-50
6. Staff Reduc. & Oper. Efficiencies	0	-1,092	-1,092
7. Self-Insurance Premiums	0	98	98
8. Lapse - SHB 1013	0	-200	-200
<b>Total 2003-05 Biennium</b>	<b>0</b>	<b>29,481</b>	<b>29,481</b>
Fiscal Year 2004 Total	0	14,867	14,867
Fiscal Year 2005 Total	0	14,614	14,614

**Comments:**

- |  |  |
|--|--|
| <p>1. <b>General Inflation</b> - Agencies are required to find sufficient efficiencies in their operations to cover the cost of inflation in the goods, services, and supplies needed for performance of their missions. (Public Service Revolving Account-State, Pipeline Safety Account-State)</p> <p>2. <b>Financial and Budget Services</b> - Funding is provided to complete the Utilities and Transportation Commission's (UTC) financial system upgrade. The upgrade will automate accounting entries, increase security and internal controls, and provide more timely and accurate data to agency managers through improved reporting. (Public Service Revolving Account-State, Pipeline Safety Account-State)</p> <p>3. <b>Performance Audit (SHB 1013)</b> - Additional expenditure authority of \$200,000 is provided in recognition of SHB 1013 (UTC Performance Audit). These funds are to be transferred to the Joint Legislative Audit and Review Committee (JLARC) for the performance audit outlined in the bill. SHB 1013 was not enacted. See lapse comment below. (Public Service Revolving Account-State, Pipeline Safety Account-State, Pipeline Safety Account-Federal)</p> <p>4. <b>Pension Funding Change</b> - Savings are achieved by adopting a new actuarial method for smoothing returns on assets for the Public Employees' Retirement System (PERS), the School Employees' Retirement System, and the Teachers' Retirement System (TRS). The new method varies the length of smoothing of a particular year's gain or loss depending on the difference from the actuarially-assumed rate of investment return. In addition, no contributions will be made toward the unfunded liabilities in the PERS and TRS Plans 1 during FY 2004 and FY 2005. (Public Service Revolving Account-State)</p> <p>5. <b>Revolving Funds</b> - Funding levels for services provided by other state agencies, such as the Office of the Attorney General, are adjusted to reflect what those agencies are</p> | <p>expected to bill for their services. (Public Service Revolving Account-State, Pipeline Safety Account-State)</p> <p>6. <b>Staff Reduc. &amp; Oper. Efficiencies</b> - In order to attain administrative efficiencies, agency budgets are reduced for FTE staff years, salaries, benefits, and other operating costs. (Public Service Revolving Account-State, Pipeline Safety Account-State, Pipeline Safety Account-Federal)</p> <p>7. <b>Self-Insurance Premiums</b> - State agencies pay an annual self-insurance premium to fund the state's Self-Insurance Liability Program. This program is responsible for paying costs related to tort lawsuits associated with state agency programs. An agency's self-insurance premium is based on factors such as past and current claims experience, the agency staffing levels, and estimated obligations. This item reflects the increased amount for the agency's self-insurance premium in the 2003-05 biennium. (Public Service Revolving Account-State, Pipeline Safety Account-State)</p> <p>8. <b>Lapse - SHB 1013 - Performance Audit</b> - Because SHB 1013 did not pass the Legislature, the associated spending authority lapses (see item 3 above). (Public Service Revolving Account-State, Pipeline Safety Account-State, Pipeline Safety Account-Federal)</p> |
|--|--|

**Governor's Vetoes:**

The Governor vetoed Section 148(2) of Chapter 25, Laws of 2003, 1st sp.s., Partial Veto (ESSB 5404), which would have allowed the Commission to accept reimbursement for employees' travel cost when participating in multi-state regulatory matters.



## Board for Volunteer Firefighters

(Dollars in Thousands)

	GF-S	Other	Total
<b>2001-03 Expenditure Authority</b>	<b>0</b>	<b>569</b>	<b>569</b>
<b>2003-05 Maintenance Level</b>	<b>0</b>	<b>687</b>	<b>687</b>
<b>Policy Changes</b>			
1. General Inflation	0	-2	-2
2. Pension Funding Change	0	-2	-2
3. Revolving Funds	0	56	56
4. Staff Reduc. & Oper. Efficiencies	0	-6	-6
<b>Total 2003-05 Biennium</b>	<b>0</b>	<b>733</b>	<b>733</b>
Fiscal Year 2004 Total	0	362	362
Fiscal Year 2005 Total	0	371	371

**Comments:**

1. **General Inflation** - Agencies are required to find sufficient efficiencies in their operations to cover the cost of inflation in the goods, services, and supplies needed for performance of their missions. (Volunteer Fire Fighters' and Reserve Officers' Relief and Pension Administrative Account-State)
  
2. **Pension Funding Change** - Savings are achieved by adopting a new actuarial method for smoothing returns on assets for the Public Employees' Retirement System (PERS), the School Employees' Retirement System, and the Teachers' Retirement System (TRS). The new method varies the length of smoothing of a particular year's gain or loss depending on the difference from the actuarially-assumed rate of investment return. In addition, no contributions will be made toward the unfunded liabilities in the PERS and TRS Plans 1 during FY 2004 and FY 2005. (Volunteer Fire Fighters' and Reserve Officers' Relief and Pension Administrative Account-State)
  
3. **Revolving Funds** - Funding levels for services provided by other state agencies, such as the Office of the Attorney General, are adjusted to reflect what those agencies are expected to bill for their services. (Volunteer Fire Fighters' and Reserve Officers' Relief and Pension Administrative Account-State)
  
4. **Staff Reduc. & Oper. Efficiencies** - In order to attain administrative efficiencies, agency budgets are reduced for FTE staff years, salaries, benefits, and other operating costs. (Volunteer Fire Fighters' and Reserve Officers' Relief and Pension Administrative Account-State)

### Military Department

(Dollars in Thousands)

	GF-S	Other	Total
<b>2001-03 Expenditure Authority</b>	<b>17,875</b>	<b>130,483</b>	<b>148,358</b>
2003 Supplemental *	30	-4,666	-4,636
<b>Total 2001-03 Biennium</b>	<b>17,905</b>	<b>125,817</b>	<b>143,722</b>
<b>2003-05 Maintenance Level</b>	<b>17,970</b>	<b>115,650</b>	<b>133,620</b>
<b>Policy Changes</b>			
1. General Inflation	-116	-255	-371
2. Disaster Response and Recover	0	190	190
3. Employer Support of Guard/Reserves	-28	0	-28
4. Enhanced 911 Program	0	11,152	11,152
5. Facility Operations & Maintenance	-500	500	0
6. Military Records Management	-286	286	0
7. Real Property Management	-133	133	0
8. Homeland Security Federal Support	200	13,638	13,838
9. Homeland Security Supplemental	0	29,917	29,917
10. Vehicle/Equipment Maintenance	-263	0	-263
11. WA Emergency Mgmt Council	-133	0	-133
12. Washington State Guard	-26	0	-26
13. Additional Camp Murray Security	0	980	980
14. Pension Funding Change	-88	-100	-188
15. Nisqually Spending Adjustment	0	-6,200	-6,200
16. Extend Earthqk. Discretionary Fund	0	3,000	3,000
17. Revolving Funds	78	0	78
18. Staff Reduc. & Oper. Efficiencies	-228	-138	-366
19. Self-Insurance Premiums	262	0	262
<b>Total 2003-05 Biennium</b>	<b>16,709</b>	<b>168,753</b>	<b>185,462</b>
Fiscal Year 2004 Total	8,486	103,944	112,430
Fiscal Year 2005 Total	8,223	64,809	73,032

**Comments:**

- 1. **General Inflation** - Agencies are required to find sufficient efficiencies in their operations to cover the cost of inflation in the goods, services, and supplies needed for performance of their missions. (General Fund-State, various other funds)
- 2. **Disaster Response and Recover** - One-time funding is provided to develop an automated system to collect and track damage assessment information following a disaster. The system will allow impacted organizations to provide information through an Internet template and will produce a database that can be updated as projects are developed, approved, and modified throughout the recovery process. Currently, the Military Department manages more than \$135 million in federal and state funds for recovery from floods and the 2001 Nisqually earthquake. This funding level assumes modification of systems currently available through vendors. (Disaster Response Account-State)
- 3. **Employer Support of Guard/Reserves** - Funding is eliminated for the Employer Support of Guard/Reserves Program. The program provides advice to employers and military members about their rights and responsibilities under the law and seeks resolutions to misunderstandings between employers and reservists when forces are called for national

defense. Full-time, federally-funded counsel remains available to provide legal advice and intervention.

- 4. **Enhanced 911 Program** - Funding is provided to support the Enhanced 911 (E911) program. An increased level of support for counties is provided to meet new federal requirements that mandate that E911 systems work with wireless calls and to replace out-of-date equipment for supporting wireline calls. Funding is provided in the following three areas: (1) to cover the difference between local tax revenues and minimum service requirements costs (while all counties collect the maximum E911 taxes permitted by law, only seven counties collect sufficient revenue to meet minimum service requirements); (2) to pay for statewide expenses; and (3) to provide technical support staff specializing in wireless systems in the Department's Emergency Management Division. Total funding includes \$2.2 million for one-time equipment purchases. (Enhanced 911 Account-State)
- 5. **Facility Operations & Maintenance** - Funding of \$500,000 for maintenance costs of Army and Air National Guard and Emergency Management Division facilities is shifted from state to federal. The facilities are primarily used for federal purposes. (General Fund-State, General Fund-Federal)

## Military Department

6. **Military Records Management** - State funding of \$286,000 for military records management is shifted to federal funding. Requirements for recordkeeping of all active, reserve, retired officers, and other service records are primarily for federal purposes. (General Fund-State, General Fund-Federal)

7. **Real Property Management** - State funding of \$133,000 for real property management of Army and Air National Guard and Emergency Management Division facilities is eliminated. Many of these facilities are used by local organizations that currently pay nominal rent for utility, maintenance, and operation costs. It is assumed that real property management, which includes the rental agreement function, will also be covered by rental fees. (General Fund-State, General Fund-Private/Local)

8. **Homeland Security Federal Support** - Based on recent congressional action, \$13.6 million in total federal funding is expected to be available to assist Washington State in improving homeland security, with no state or local matching fund requirements (except \$200,000 for state Terrorism Consequence Management). The Military Department will receive the funds and distribute them as determined by the Adjutant General and the Governor's Homeland Security Executive Group in conjunction with federal requirements and approval. Confirmed funding of \$11.3 million from the federal FY 2003 budget is available. Federal budget projections indicate another \$2.3 million will likely become available for statewide interoperable communication equipment, competitive grants for local governments, and Community Emergency Response Training (CERT)/Citizen Corps, bringing the total federal funding for state FY 2004 to \$13.6 million. Note the expected breakout of funding for state and local governments below. (General Fund-State, General Fund-Federal)

### Funding for State Needs:

Amounts of \$2.97 million in federal funds and \$200,000 in state funds are provided for prescribed equipment, exercises, planning and administration, Terrorism Consequence Management, and training.

### Funding for Local Needs:

An additional \$8.3 million in federal funds is provided for prescribed equipment, exercises, planning and administration, Terrorism Consequence Management, and competitive grants.

9. **Homeland Security Supplemental** - Based on the federal FY 2003 supplemental budget, an additional \$29.9 million in homeland security funding has been awarded to Washington State, with no state or local matching fund requirements. The Military Department will receive the funds and distribute them as determined by the Adjutant General and the Governor's Homeland Security Executive Group in conjunction with federal requirements and approval. Note the expected breakout of funding for state and local governments below. (General Fund-Federal)

### Funding for State Needs:

The amount of \$5.2 million is provided for prescribed equipment, training, exercises, and planning. An additional \$2 million is also provided for enhanced security at critical infrastructure facilities, as part of Operation Liberty Shield, and other purposes as permitted under federal rules.

### Funding for Local Needs:

The amount of \$20.7 million is provided for prescribed equipment, training, exercises, and planning. An additional \$2 million is also provided for enhanced security at critical infrastructure facilities, as part of Operation Liberty Shield, and other purposes as permitted under federal rules.

10. **Vehicle/Equipment Maintenance** - Funding is eliminated for the on-site repair of vehicles belonging to the state or issued to the state by the federal government. Repairs will be continued through the use of local vendors. The Military Department may also increase the use of the state motor pool, equipment rental, and contract maintenance.
11. **WA Emergency Mgmt Council** - Funding is eliminated for administrative support to the Emergency Management Council (EMC). The EMC will continue to operate, but travel and support costs will be covered by the member organizations of the EMC or funded by outside grants, if possible. The Emergency Management Division will absorb costs for the annual assessment report produced by the EMC.
12. **Washington State Guard** - Funding is eliminated for the uniform allowance of members of the Washington State Guard, which is composed primarily of retired members of the Washington Army and Air National Guards.
13. **Additional Camp Murray Security** - Federal funding is provided for additional security staff at entrances to Camp Murray consistent with federal readiness measures. (General Fund-Federal)
14. **Pension Funding Change** - Savings are achieved by adopting a new actuarial method for smoothing returns on assets for the Public Employees' Retirement System (PERS), the School Employees' Retirement System, and the Teachers' Retirement System (TRS). The new method varies the length of smoothing of a particular year's gain or loss depending on the difference from the actuarially-assumed rate of investment return. In addition, no contributions will be made toward the unfunded liabilities in the PERS and TRS Plans 1 during FY 2004 and FY 2005. (General Fund-State, various other funds)
15. **Nisqually Spending Adjustment** - The Department's expenditure authority from the state Nisqually Earthquake Account is reduced by \$6.2 million to reflect the decrease in funds needed for earthquake repair claims. (Nisqually Earthquake Account-State)
16. **Extend Earthqk. Discretionary Fund** - A total of \$17.2 million was provided in the 2001 supplemental budget as a

## Military Department

discretionary fund for the Office of Financial Management (OFM) to cover earthquake damage claims that have merit but are not covered by the Federal Emergency Management Agency (FEMA). To date, \$7.8 million of these claims have been approved, leaving a \$9.4 million balance. Of the remaining \$9.4 million, \$3.0 million is reappropriated for claims that still have appeals pending with FEMA or are otherwise waiting for approval. OFM shall manage the \$3.0 million by providing assistance only where it is most critical and shall report to the Legislature on any project approved over \$1.0 million. (Nisqually Earthquake Account-State)

17. **Revolving Funds** - Funding levels for services provided by other state agencies, such as the Office of the Attorney General, are adjusted to reflect what those agencies are expected to bill for their services.
18. **Staff Reduc. & Oper. Efficiencies** - In order to attain administrative efficiencies, agency budgets are reduced for FTE staff years, salaries, benefits, and other operating costs. (General Fund-State, various other funds)
19. **Self-Insurance Premiums** - State agencies pay an annual self-insurance premium to fund the state's Self-Insurance Liability Program. This program is responsible for paying costs related to tort lawsuits associated with state agency programs. An agency's self-insurance premium is based on factors such as past and current claims experience, the agency staffing levels, and estimated obligations. This item reflects the increased amount for the Department's self-insurance premium in the 2003-05 biennium.

\* Please see the 2003 Supplemental Operating Budget Section for additional information.

## Public Employment Relations Commission

(Dollars in Thousands)

	GF-S	Other	Total
<b>2001-03 Expenditure Authority</b>	<b>4,564</b>	<b>0</b>	<b>4,564</b>
<b>2003-05 Maintenance Level</b>	<b>4,820</b>	<b>535</b>	<b>5,355</b>
<b>Policy Changes</b>			
1. General Inflation	-16	0	-16
2. Resolve Pub Employer Labor Disputes	0	2,099	2,099
3. Pension Funding Change	-38	-3	-41
4. Charter Schools Implementation	40	0	40
5. Revolving Funds	12	0	12
6. Staff Reduc. & Oper. Efficiencies	-20	-89	-109
7. Lapse - 2ESSB 5012	-40	0	-40
<b>Total 2003-05 Biennium</b>	<b>4,758</b>	<b>2,542</b>	<b>7,300</b>
Fiscal Year 2004 Total	2,362	1,274	3,636
Fiscal Year 2005 Total	2,396	1,268	3,664

**Comments:**

- |   |   |
|---|---|
| <p>1. <b>General Inflation</b> - Agencies are required to find sufficient efficiencies in their operations to cover the cost of inflation in the goods, services, and supplies needed for performance of their missions.</p> <p>2. <b>Resolve Pub Employer Labor Disputes</b> - Funding is provided for workload increases due to increased oversight and mediation relating to the collective bargaining/civil service reform process as required by Chapter 354, Laws of 2002, Partial Veto (SHB 1268). FTE staff added include two administrators, eight mediators, and clerical and support staff. (General Fund-State, Department of Personnel Service Account-State)</p> <p>3. <b>Pension Funding Change</b> - Savings are achieved by adopting a new actuarial method for smoothing returns on assets for the Public Employees' Retirement System (PERS), the School Employees' Retirement System, and the Teachers' Retirement System (TRS). The new method varies the length of smoothing of a particular year's gain or loss depending on the difference from the actuarially-assumed rate of investment return. In addition, no contributions will be made toward the unfunded liabilities in the PERS and TRS Plans 1 during FY 2004 and FY 2005. (General Fund-State, Department of Personnel Service Account-State)</p> <p>4. <b>Charter Schools Implementation</b> - Funding is provided for the implementation of 2ESSB 5012 (Charter Schools), which provides for the establishment of a limited number of charter schools. As the result of the establishment of additional bargaining units associated with charter schools, it is anticipated that the Public Employees' Relations Commission will have additional certification, mediation, and hearing workload. 2ESSB 5012 was not enacted. See lapse note below. (General Fund-State)</p> <p>5. <b>Revolving Funds</b> - Funding levels for services provided by other state agencies, such as the Office of the Attorney</p> | <p>General, are adjusted to reflect what those agencies are expected to bill for their services. (General Fund-State)</p> <p>6. <b>Staff Reduc. &amp; Oper. Efficiencies</b> - In order to attain administrative efficiencies, agency budgets are reduced for FTE staff years, salaries, benefits, and other operating costs. (General Fund-State, Department of Personnel Service Account-State)</p> <p>7. <b>Lapse - 2ESSB 5012</b> - Funds provided for Charter Schools Implementation will lapse because 2ESSB 5012 failed to be enacted.</p> |
|---|---|

## Growth Management Hearings Board

(Dollars in Thousands)

	GF-S	Other	Total
<b>2001-03 Expenditure Authority</b>	<b>2,958</b>	<b>0</b>	<b>2,958</b>
<b>2003-05 Maintenance Level</b>	<b>3,067</b>	<b>0</b>	<b>3,067</b>
<b>Policy Changes</b>			
1. General Inflation	-12	0	-12
2. Pension Funding Change	-16	0	-16
3. Revolving Funds	8	0	8
4. Staff Reduc. & Oper. Efficiencies	-44	0	-44
<b>Total 2003-05 Biennium</b>	<b>3,003</b>	<b>0</b>	<b>3,003</b>
Fiscal Year 2004 Total	1,536	0	1,536
Fiscal Year 2005 Total	1,467	0	1,467

**Comments:**

1. **General Inflation** - Agencies are required to find sufficient efficiencies in their operations to cover the cost of inflation in the goods, services, and supplies needed for performance of their missions.
  
2. **Pension Funding Change** - Savings are achieved by adopting a new actuarial method for smoothing returns on assets for the Public Employees' Retirement System (PERS), the School Employees' Retirement System, and the Teachers' Retirement System (TRS). The new method varies the length of smoothing of a particular year's gain or loss depending on the difference from the actuarially-assumed rate of investment return. In addition, no contributions will be made toward the unfunded liabilities in the PERS and TRS Plans 1 during FY 2004 and FY 2005.
  
3. **Revolving Funds** - Funding levels for services provided by other state agencies, such as the Office of the Attorney General, are adjusted to reflect what those agencies are expected to bill for their services.
  
4. **Staff Reduc. & Oper. Efficiencies** - In order to attain administrative efficiencies, agency budgets are reduced for FTE staff years, salaries, benefits, and other operating costs.

## State Convention and Trade Center

(Dollars in Thousands)

	GF-S	Other	Total
<b>2001-03 Expenditure Authority</b>	<b>0</b>	<b>67,734</b>	<b>67,734</b>
<b>2003-05 Maintenance Level</b>	<b>0</b>	<b>71,405</b>	<b>71,405</b>
<b>Policy Changes</b>			
1. General Inflation	0	-190	-190
2. Convention Center Construction Pymt	0	525	525
3. Revolving Funds	0	12	12
<b>Total 2003-05 Biennium</b>	<b>0</b>	<b>71,752</b>	<b>71,752</b>
Fiscal Year 2004 Total	0	35,402	35,402
Fiscal Year 2005 Total	0	36,350	36,350

**Comments:**

1. **General Inflation** - Agencies are required to find sufficient efficiencies in their operations to cover the cost of inflation in the goods, services, and supplies needed for performance of their missions. (State Convention and Trade Center Operations Account-State)
  
2. **Convention Center Construction Pymt** - Funding is provided to maintain the State Convention and Trade Center building in the 2003-05 biennium, including replacement and restoration of worn wall coverings, portable chairs, slate, steam traps, and the air system. (Convention and Trade Center Account-State)
  
3. **Revolving Funds** - Funding levels for services provided by other state agencies, such as the Office of the Attorney General, are adjusted to reflect what those agencies are expected to bill for their services. (Convention and Trade Center Operations Account-State)

## Department of Financial Institutions

(Dollars in Thousands)

	GF-S	Other	Total
<b>2001-03 Expenditure Authority</b>	<b>0</b>	<b>24,392</b>	<b>24,392</b>
<b>2003-05 Maintenance Level</b>	<b>0</b>	<b>24,387</b>	<b>24,387</b>
<b>Policy Changes</b>			
1. General Inflation	0	-70	-70
2. Non-Appropriated Fund Adjustment	0	168	168
3. Securities Violations (SHB 1219)	0	161	161
4. Pension Funding Change	0	-141	-141
5. Workforce Planning	0	505	505
6. Space Request	0	682	682
7. IT Security & Software Licensing	0	150	150
8. Money Transmitters	0	884	884
9. Examination Enhancement	0	110	110
10. STAR Application Development	0	658	658
11. IA Integrity & Consumer Protection	0	1,178	1,178
12. Revolving Funds	0	-12	-12
13. Staff Reduc. & Oper. Efficiencies	0	-218	-218
<b>Total 2003-05 Biennium</b>	<b>0</b>	<b>28,442</b>	<b>28,442</b>
Fiscal Year 2004 Total	0	13,977	13,977
Fiscal Year 2005 Total	0	14,465	14,465

**Comments:**

- |  |  |
|--|--|
| <p>1. <b>General Inflation</b> - Agencies are required to find sufficient efficiencies in their operations to cover the cost of inflation in the goods, services, and supplies needed for performance of their mission. (Financial Services Regulation Account-Non-Appropriated)</p> <p>2. <b>Non-Appropriated Fund Adjustment</b> - Increased allotment authority is provided to continue and enhance e-banking and information systems credit union examinations. Demand for these exams, instituted during the 2001-03 biennium, is greater than was originally estimated. (Financial Services Regulation Account-Non-Appropriated)</p> <p>3. <b>Securities Violations (SHB 1219)</b> - Additional allotment authority is provided to increase efforts to investigate and prosecute securities violations, pursuant to Chapter 288, Laws of 2003 (SHB 1219). (Securities Prosecution Account-Non-Appropriated)</p> <p>4. <b>Pension Funding Change</b> - Savings are achieved by adopting a new actuarial method for smoothing returns on assets for the Public Employees' Retirement System (PERS), the School Employees' Retirement System, and the Teachers' Retirement System (TRS). The new method varies the length of smoothing of a particular year's gain or loss depending on the difference from the actuarially-assumed rate of investment return. In addition, no contributions will be made toward the unfunded liabilities in the PERS and TRS Plans 1 during FY 2004 and FY 2005. (Financial Services Regulation Account-Non-Appropriated)</p> <p>5. <b>Workforce Planning</b> - Increased allotment authority is provided to implement the compensation and class series</p> | <p>packages approved by the Personnel Resources Board, which merged two of the Department's unique job classes into a revised Financial Examiner class series and created a new Financial Legal Examiner series. (Financial Services Regulation Account-Non-Appropriated)</p> <p>6. <b>Space Request</b> - The Department's allotment authority is increased to cover the incremental costs of newly-leased office space. (Financial Services Regulation Account-Non-Appropriated)</p> <p>7. <b>IT Security &amp; Software Licensing</b> - Increased allotment authority of \$97,000 is provided for the Department's share of the Department of Information Services' new Microsoft Software Assurance Agreement annual fee for software use and upgrades. Increased allotment authority of \$53,000 is provided to strengthen network security so that more data and services can be made available over the Internet. (Financial Services Regulation Account-Non-Appropriated)</p> <p>8. <b>Money Transmitters</b> - Chapter 287, Laws of 2003 (SHB 1455), provides for the regulation and licensing of money transmitters and currency exchangers. The Department's allotment authority is increased to implement these new activities. (Financial Services Regulation Account-Non-Appropriated)</p> <p>9. <b>Examination Enhancement</b> - An allotment increase is provided for additional personal service contracts to conduct fraud investigations and to receive legal advice on complex consumer protection laws. Funding for such contracts was originally approved in the 2001-03 biennium upon advice of the Office of the State Auditor and is increased due to a growing</p> |
|--|--|



## Department of Financial Institutions

need for specialized services in fraud investigation and legal advice on consumer protection laws. (Financial Services Regulation Account-Non-Appropriated)

10. **STAR Application Development** - Increased allotment authority is provided to develop the next phase of the Department's integrated relational database system, known as STAR (Securities Tracking And Registration). To date, registration, licensing, and enforcement modules have been completed. This phase will add an imaging and document management system, increased electronic filing capabilities, enhancements to the existing modules, and ongoing maintenance. (Financial Services Regulation Account-Non-Appropriated)
11. **IA Integrity & Consumer Protection** - Increased allotment authority is provided to change the investment adviser (IA) examination cycle from seven years to three years, raise preemptive regulatory standards, and allow for prompt corrective action for violations. This will align the regulatory program with national accreditation standards. Reducing the examination cycle requires three additional financial examiners and prompt enforcement action requires two additional attorneys. (Financial Services Regulation Account-Non-Appropriated)
12. **Revolving Funds** - Funding levels for services provided by other state agencies, such as the Office of the Attorney General, are adjusted to reflect what those agencies are expected to bill for their services. (Financial Services Regulation Account-Non-Appropriated)
13. **Staff Reduc. & Oper. Efficiencies** - In order to attain administrative efficiencies, agency budgets are reduced for FTE staff years, salaries, benefits, and other operating costs. (Financial Services Regulation Account-Non-Appropriated)

\* Please see the 2003 Supplemental Operating Budget Section for additional information.

## Washington State Gambling Commission

(Dollars in Thousands)

	GF-S	Other	Total
<b>2001-03 Expenditure Authority</b>	<b>0</b>	<b>29,353</b>	<b>29,353</b>
<b>2003-05 Maintenance Level</b>	<b>0</b>	<b>29,112</b>	<b>29,112</b>
<b>Policy Changes</b>			
1. General Inflation	0	-126	-126
2. Self-Insurance Premiums, Experience	0	168	168
3. Revolving Funds	0	10	10
4. Staff Reduc. & Oper. Efficiencies	0	-1,880	-1,880
<b>Total 2003-05 Biennium</b>	<b>0</b>	<b>27,284</b>	<b>27,284</b>
Fiscal Year 2004 Total	0	12,967	12,967
Fiscal Year 2005 Total	0	14,317	14,317

**Comments:**

1. **General Inflation** - Agencies are required to find sufficient efficiencies in their operations to cover the cost of inflation in the goods, services, and supplies needed for performance of their missions. (Gambling Revolving Account-Non-Appropriated)
  
2. **Self-Insurance Premiums, Experience** - State agencies pay an annual self-insurance premium to fund the state's Self-Insurance Liability Program. This program is responsible for paying costs related to tort lawsuits associated with state agency programs. An agency's self-insurance premium is based on factors such as past and current claims experience, the agency staffing levels, and estimated obligations. This item reflects the increased amount for the agency's self-insurance premium in the 2003-05 biennium. (Gambling Revolving Account-Non-Appropriated)
  
3. **Revolving Funds** - Funding levels for services provided by other state agencies, such as the Office of the Attorney General, are adjusted to reflect what those agencies are expected to bill for their services. (Gambling Revolving Account-Non-Appropriated)
  
4. **Staff Reduc. & Oper. Efficiencies** - In order to attain administrative efficiencies, agency budgets are reduced for FTE staff years, salaries, benefits, and other operating costs. (Gambling Revolving Account-Non-Appropriated)

\* Please see the 2003 Supplemental Operating Budget Section for additional information.

# Human Services

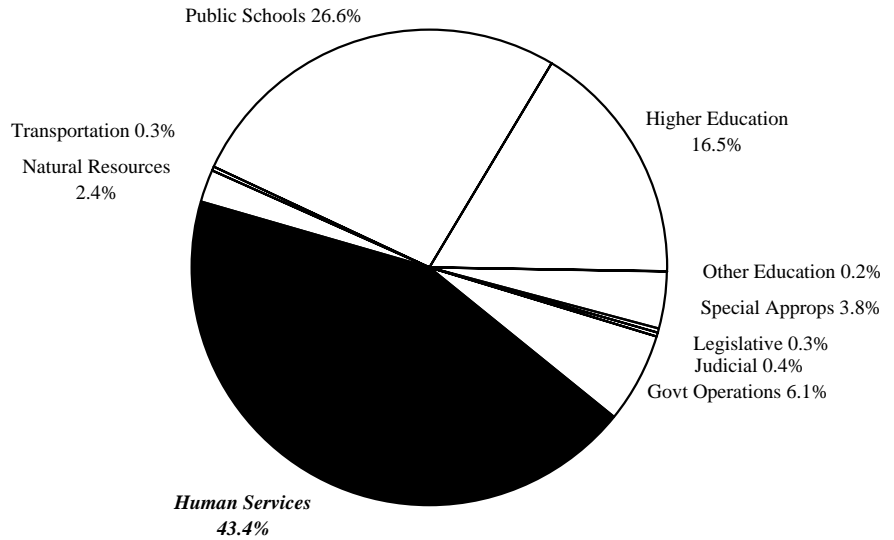
---

The Human Services section is separated into two sections: the Department of Social and Health Services (DSHS) and Other Human Services. The DSHS budget is displayed by program division in order to better describe the costs of particular services provided by the Department. The Other Human Services section displays budgets at the departmental level, and includes the Department of Corrections, the Department of Labor and Industries, the Employment Security Department, the Health Care Authority, the Department of Health, and other human services related agencies.

## 2003-05 Washington State Operating Budget Total Budgeted Funds

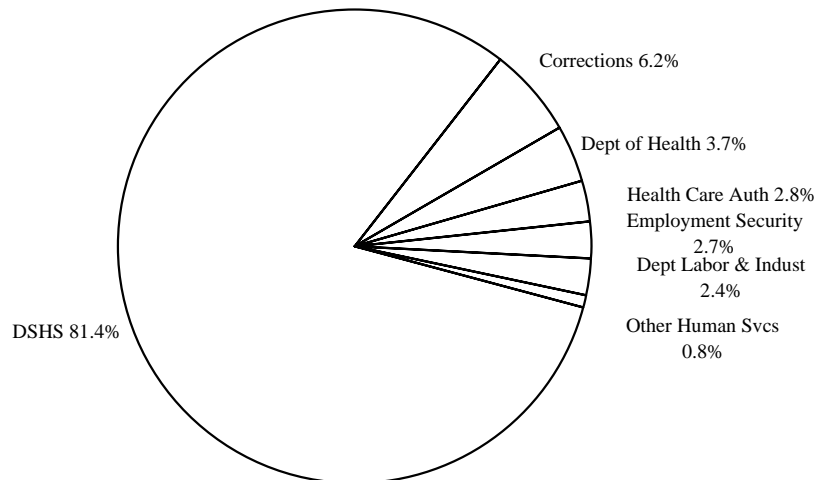
(Dollars in Thousands)

Legislative	136,394
Judicial	162,179
Governmental Operations	2,726,495
<b>Human Services</b>	<b>19,457,885</b>
Natural Resources	1,091,562
Transportation	123,957
Public Schools	11,906,608
Higher Education	7,400,500
Other Education	99,594
Special Appropriations	1,690,584
<b>Statewide Total</b>	<b>44,795,758</b>



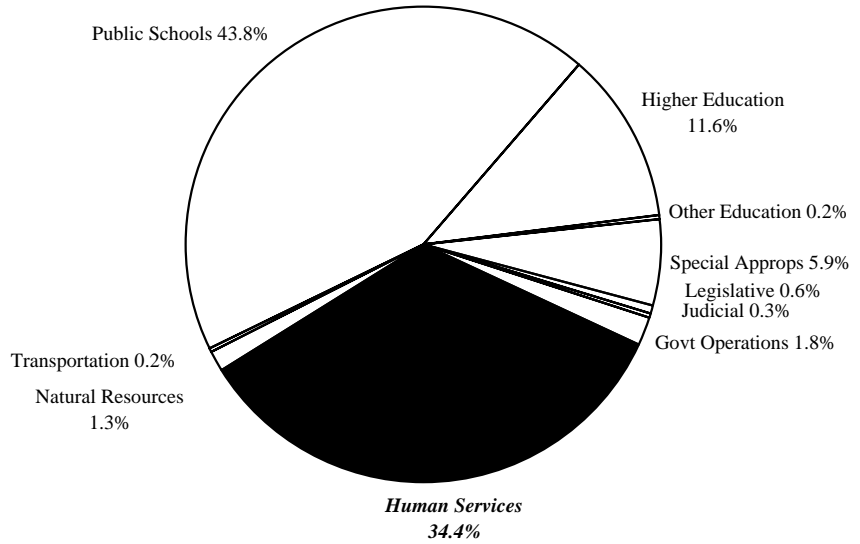
### Washington State

DSHS	15,840,269
Dept of Corrections	1,199,364
Dept of Health	729,616
Health Care Authority	538,159
Employment Security	520,472
Dept of Labor & Indust	472,399
Other Human Svcs	157,606
<b>Human Services</b>	<b>19,457,885</b>



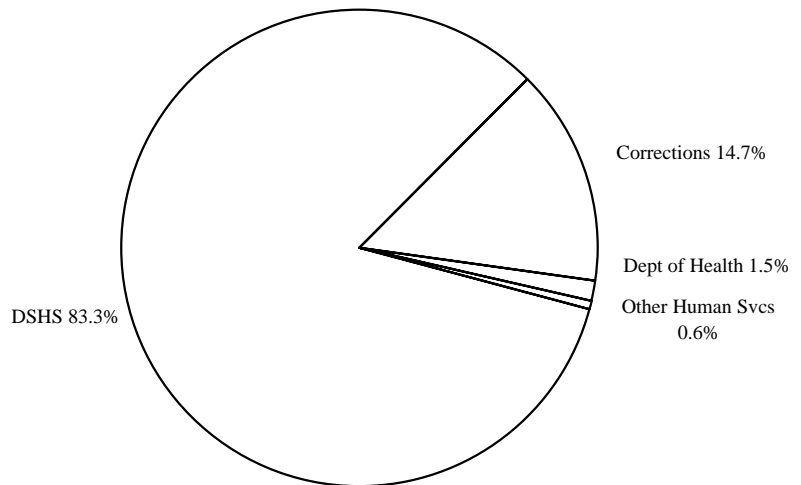
**2003-05 Washington State Operating Budget**  
**General Fund-State**  
(Dollars in Thousands)

Legislative	129,628
Judicial	78,492
Governmental Operations	411,360
<b>Human Services</b>	<b>7,933,222</b>
Natural Resources	297,097
Transportation	48,834
Public Schools	10,104,649
Higher Education	2,667,195
Other Education	39,932
Special Appropriations	1,370,972
<b>Statewide Total</b>	<b>23,081,381</b>



**Washington State**

DSHS	6,605,069
Dept of Corrections	1,164,069
Dept of Health	118,367
Other Human Svcs	45,717
<b>Human Services</b>	<b>7,933,222</b>





# Department of Social & Health Services

## **Children and Family Services**

The budget saves a total of \$2.1 million in state and federal funds by placing more children with relatives who otherwise would be in foster care. Chapter 284, Laws of 2003, Partial Veto (SHB 1233), requires the Department to increase efforts to place children with relatives, which is less costly than placing children in traditional foster care.

The budget saves \$259,000 in state general funds by instituting a more efficient reimbursement methodology for beds in Homeless, Youth Prevention/Protection, and Engagement Act (HOPE) centers. Each provider will receive a reimbursement of \$1,000 per bed per month as a base payment, and the rest of the reimbursement will be paid only when the beds are occupied. This savings is a result of the current 43 percent occupancy rate for HOPE beds.

A total of \$6.4 million in state and federal funds is provided for an increase in services for foster children who are being placed in higher levels of care.

The budget provides \$1.4 million in state and federal funds for improved and expanded training for foster parents. Enhanced training will enable foster parents to better respond to the needs of the children in their care and is intended to reduce attrition among foster homes.

The budget achieves \$2.9 million in General Fund-State savings due to a new federal tax credit for families adopting special needs children. New adoption support cases, with family incomes large enough to benefit from at least a portion of the \$10,000 tax credit, will receive a lower state adoption support level that takes into account the added federal tax credit.

## **Juvenile Rehabilitation Administration**

Savings in the amount of \$3.3 million are achieved through the implementation of Chapter 378, Laws of 2003, Partial Veto (ESSB 5903), which provides juvenile offenders with local disposition alternatives to secure placement in Juvenile Rehabilitation Administration (JRA) facilities. Funding in the amount of \$1.2 million is provided to local juvenile courts to implement the disposition alternatives. When these caseload savings are combined with reductions assumed in the February 2003 caseload forecast adopted by the Caseload Forecast Council, the JRA residential population is expected to decline to 921 offenders during the 2003-05 biennium. This represents an 11.1 percent reduction from the 2001-03 biennium.

Consistent with the Washington State Institute for Public Policy's 2002 findings on intensive parole services, funding for intensive parole is reduced by \$1.9 million. These savings are achieved by increasing the size of intensive parole caseloads from 12 parolees to 20 parolees, the same level as for enhanced and sex offender parole. Funding in the amount of \$943,000 is provided to JRA for research-based therapies for parolees and youth transitioning out of state institutions and into the community.

State financial support for the Consolidated Juvenile Services contract, which provides local juvenile courts with funding for diversion, probation supervision, treatment programs, and other services, is reduced by \$1.3 million, commensurate with declining juvenile adjudications and diversions.

Funding in the amount of \$13.2 million for truancy, at-risk youth, and child-in-need-of-services petitions is shifted from JRA to the Office of the Administrator for the Courts.

The Governor vetoed section 203(7) of Chapter 25, Laws of 2003, 1st sp.s., Partial Veto (ESSB 5404), which would have provided federal Juvenile Accountability Incentive Block Grant funding for the continuation of a pilot program for the post-release planning and treatment of juvenile offenders with co-occurring disorders.

### **Mental Health**

To keep pace with growth in the number of persons enrolled in Medicaid, total funding for counseling, case management, residential and hospital care, and other community mental health services provided through Regional Support Networks (RSNs) is increased by \$51.7 million (14.0 percent). The cost of this increase is partially offset by:

- Eliminating \$2.9 million in total funding for annual grants to assist local communities in maintaining and expanding their capacity to provide emergency psychiatric services and community hospitals;
- Avoiding \$4.3 million of projected expenditure increases through increased efforts to assure that recipients of publicly-funded medical assistance meet applicable income, residency, and other eligibility requirements;
- Requiring families with incomes over the poverty level to pay monthly premiums for their children's medical, dental, and vision coverage, resulting in \$4.2 million of reduced expenditures in the Mental Health program as a result of fewer children being eligible for Medicaid services; and
- Limiting RSN and provider administrative expenditures to 10 percent of total funding, for total savings of \$5.8 million.

In addition, the budget provides \$200,000 in total funding for the Mental Health Program to: (1) address the recommendations included in the Joint Legislative Audit and Review Committee's study on children's mental health services; and (2) provide training and case management activities associated with the implementation of mental health advance directive legislation.

### **Special Commitment Center**

Consistent with the direction from the federal court, \$2.4 million in funding is provided for the Department of Social and Health Services to operate an additional Secure Community Transition Facility (SCTF) in a location other than McNeil Island. This level of funding assumes initial occupancy by October 1, 2003, and a projected population of six residents by the end of the biennium. Staffing ratios for the facility will be one staff per resident during waking hours and two staff per three residents during sleeping hours.

With respect to the SCTF located on McNeil Island, savings of \$2.2 million were achieved by: (1) removing the roving patrol car support provided by the Washington State Patrol; and (2) reducing the staffing ratio at the SCTF to one staff per three residents during normal waking hours, and one staff per four residents during normal sleeping hours.

In addition, \$1.2 million in funding was provided for the purchase of a used passenger vessel to accommodate additional staff traveling to McNeil Island as a result of the newly-constructed Special Commitment Center.

### **Developmental Disabilities**

Building upon past efforts to enable integrated community living for clients with developmental disabilities, the 2003-05 budget provides funding for increased community residential housing and supports, including personal care services, as follows:

- \$2.2 million in total funding for 11 developmentally disabled clients with community protection issues who are being diverted or discharged from the state psychiatric hospital;
- \$2.5 million in total funding for 14 clients who are: (1) currently without residential services and are in crisis or at risk of needing institutional placement; or (2) residents of Residential Habilitation Centers (RHCs) who choose to live in community settings; and
- \$4.7 million in total funding for 38 residents of RHCs who choose to move to community settings.



As a result of increased placements in the community along with the continued decline in the number of residents at state-operated RHCs, the budget directs the Department to consolidate RHC vacancies across the five state facilities in order to downsize Fircrest School. To minimize disruption to clients, employees, and the Developmental Disabilities Program, \$2.5 million in total funding is provided for costs associated with development and implementation of a transition plan, review of transition opportunities for dislocated state employees, and for additional staffing required by the downsizing effort.

State funding for persons with developmental disabilities receiving services in the home through Medicaid Personal Care (MPC) is increased by \$18.9 million (17 percent) over the level budgeted for the 2001-03 biennium. This increase is partially offset by: (1) raising the functional eligibility requirement for state savings of \$1.5 million; and (2) reducing the caseload to reflect Departmental efforts to ensure that children receiving MPC services meet eligibility criteria for state savings of \$1.6 million.

The budget eliminates \$9.9 million in state funding attributable to the court denial of the Arc's and the Department of Social and Health Services' joint motion for preliminary approval of a settlement regarding developmental disability services in December of 2002.

### **Long-Term Care Services**

A total of \$2.3 billion is appropriated for the Department of Social and Health Services (DSHS) to provide long-term care services to an average of 48,000 elderly and disabled adults per month. This represents a 4.1 percent increase in the number of persons receiving such services, and a 10.8 percent increase in expenditures from the 2001-03 biennium. Major increases include:

- \$44.9 million to provide increased wages for home care workers who provide direct care to persons in their own homes.
- \$91.7 million to provide increased nursing home payment rates. Of this total, \$58.6 million will reimburse Medicaid facilities for a new fee of \$6.50 per patient day, levied pursuant to Chapter 16, Laws of 2003, 1st sp.s. (E2SSB 5341). The remaining \$33.1 million will fund a 3.0 percent increase in non-capital nursing home payment rates.

Growth in the Long-Term Care Program is mitigated through the implementation of several cost containment initiatives.

A total of \$10.4 million in savings is achieved by limiting growth in the Community Options Program Entry System (COPES) waiver to 1.1 percent per year and establishing prioritized waiting lists for future enrollments in excess of these growth limits.

Additionally, \$3.7 million is saved by increasing functional eligibility standards for the MPC Program. Persons who require only minimal assistance with two activities of daily living will no longer be eligible for MPC services. Persons currently receiving care in community residential settings who do not meet the higher eligibility standard will continue to be served without matching federal funds.

Savings in the amount of \$9.9 million are achieved by modifying spousal asset limits for married persons applying for Medicaid-funded long-term care. In accordance with Chapter 28, Laws of 2003, 1st sp.s. (ESHB 2257), DSHS will disregard up to \$40,000 in liquid assets of the spouse not receiving care when determining whether the spouse receiving care is eligible for Medicaid. Previously, Washington's spousal asset limit was set at \$90,660, which is the maximum allowable under federal guidelines.

### **Economic Services Administration**

The budget provides \$9.1 million in federal funds for a new reimbursement methodology for county clerks who file child support orders for the state. This new methodology will increase reimbursements by 175 percent and compensate counties more equitably for the services they provide to families through child support filings.

The budget saves a total of \$13.7 million General Fund-State (\$6.6 million in Economic Services and \$7.1 million in Medical Assistance) by implementing Chapter 10, Laws of 2003, 1st sp.s. (HB 2252). This legislation requires General Assistance clients to demonstrate continuation of their medical or mental condition and ongoing need for cash and medical benefits.

### **Alcohol and Substance Abuse**

The budget provides \$9 million from the Criminal Justice Treatment Account for offender substance abuse treatment. These funds will be disbursed through county managed drug and alcohol treatment programs, pursuant to the distribution formula set by the Criminal Justice Treatment Account Panel.

The budget reduces funding for the Treatment Accountability for Safe Communities Program (TASC). The remaining \$2 million allocated for TASC will be distributed to counties with TASC programs. Those counties will continue the budget policy adopted in the 2002 supplemental budget by integrating their TASC and drug court funding, so as to have the greatest success in diverting offenders into successful treatment and recovery.

The budget eliminates \$2 million for the expansion of treatment services for persons defined as gravely disabled. Gravely-disabled individuals are people in danger of serious physical harm resulting from a failure to provide for their essential human needs of health or safety which manifests in severe deterioration in routine functioning, or who are high utilizers of treatment services and other resources.

### **Medical Assistance**

After adjusting for intergovernmental transfer revenues to the Health Services Account, the 2003-05 budget provides a total of \$7.0 billion in state and federal funds for an average of about 900,000 persons per month to receive medical, dental, and vision care services through Medicaid and other DSHS medical assistance programs. Total expenditures on such services are budgeted to increase by \$951 million (16 percent) from the 2001-03 level, and the state share of those expenditures is projected to increase by \$338 million (12 percent).

The budget implements a number of changes in eligibility practices and service coverage policies in order to reduce the growth in future Medical Assistance expenditures. Proposed changes include the following:

- Eliminating the Medically Indigent Program and partially replacing the state-funded, open-ended entitlement program with \$58.4 million in lidded grants to hospitals that serve a disproportionate share of low-income and medically-indigent patients. Of the new amount provided, \$6.2 million in funding is dedicated to rural hospitals.
- Reducing the scope of dental benefits provided to adult medical assistance clients by 25 percent.
- Requiring families with incomes over the federal poverty level to pay monthly premiums for their children's medical, dental, and vision coverage. Premiums will range from \$15 per child per month to \$25 per child per month, depending on the family income. As a result of this change, medical assistance state expenditures are projected to be reduced by \$32.9 million by the end of the biennium.
- Increasing efforts by the Department to assure that recipients of publicly-funded medical assistance meet applicable income, residency, and other eligibility requirements, resulting in 19,000 fewer eligible clients and \$23.2 million less in net state expenditures.
- Discontinuing benefits to GA-U clients unless the client can demonstrate that their medical or mental condition has not improved and they therefore continue to need cash grants and medical assistance.
- Reducing the number of aged and disabled clients qualifying for Medicaid coverage by: (1) limiting growth in the COPES long-term care waiver to 1.1 percent per year; and (2) reducing the amount of cash, savings, and other liquid assets which a couple may retain and still qualify for publicly-funded medical care. These two efforts are projected to result in \$3.7 million in state savings over the biennium.

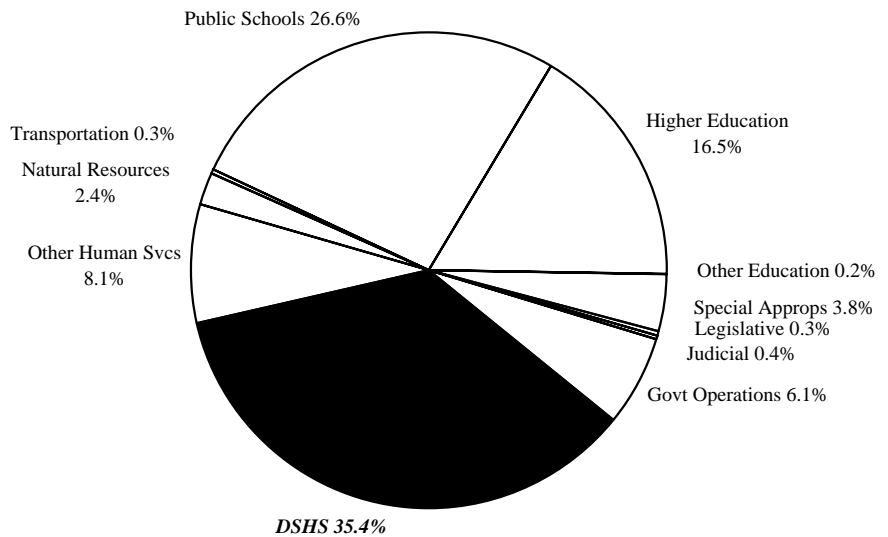
Besides changes to eligibility and services, increases in state spending would have been larger, but for several other substantial reductions included as part of the 2003-05 budget:

- Recent federal guidelines allow the state to use federal Children's Health Insurance Program (SCHIP) funds to cover prenatal care costs for low-income women who are not eligible for Medicaid because of their immigration status. This avoids \$37.8 million in state-fund expenditures.
- Managed care payment rate increases are limited to 1.5 percent in calendar year 2004 and 5.0 percent in calendar year 2005, as compared to past average annual increases of 8 to 9 percent resulting in \$50.1 million in state savings.
- The rate of growth in state drug expenditures is to be reduced through increased efforts to prioritize the purchase of less costly and effective brands, thereby also creating a financial incentive for manufacturers of more expensive brands to provide additional price discounts to the state.

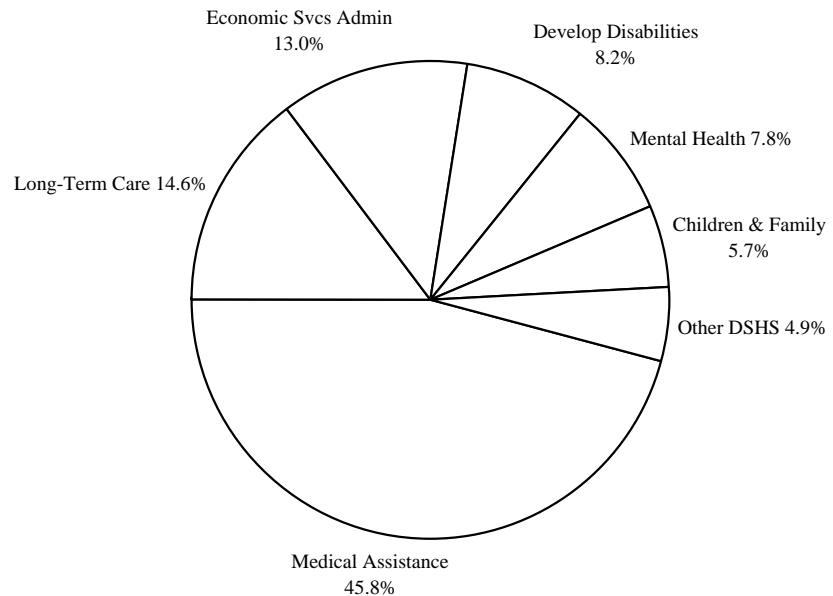
## 2003-05 Washington State Operating Budget Total Budgeted Funds

(Dollars in Thousands)

Legislative	136,394
Judicial	162,179
Governmental Operations	2,726,495
<b>DSHS</b>	<b>15,840,269</b>
Other Human Services	3,617,616
Natural Resources	1,091,562
Transportation	123,957
Public Schools	11,906,608
Higher Education	7,400,500
Other Education	99,594
Special Appropriations	1,690,584
<b>Statewide Total</b>	<b>44,795,758</b>

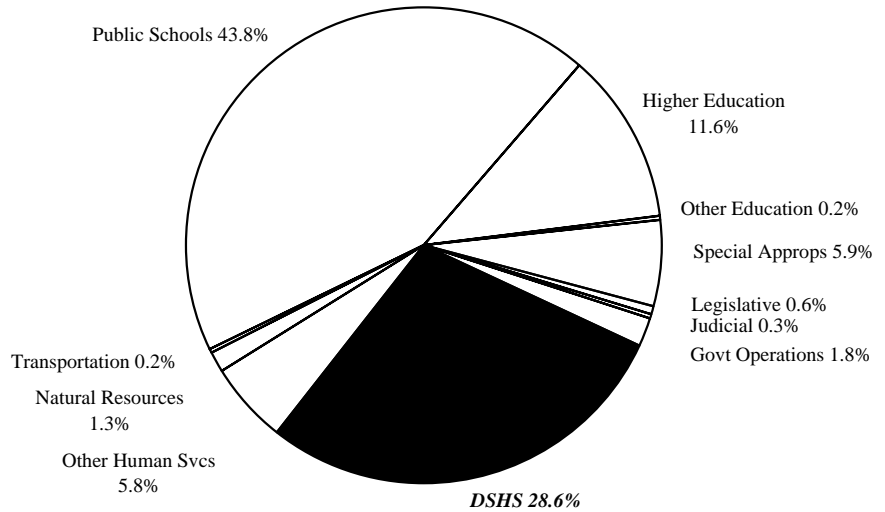


Medical Assistance	7,256,903
Long-Term Care	2,314,357
Economic Services Admin	2,059,185
Developmental Disabilities	1,291,739
Mental Health	1,229,646
Children & Family Svcs	910,037
Other DSHS	778,402
<b>DSHS</b>	<b>15,840,269</b>

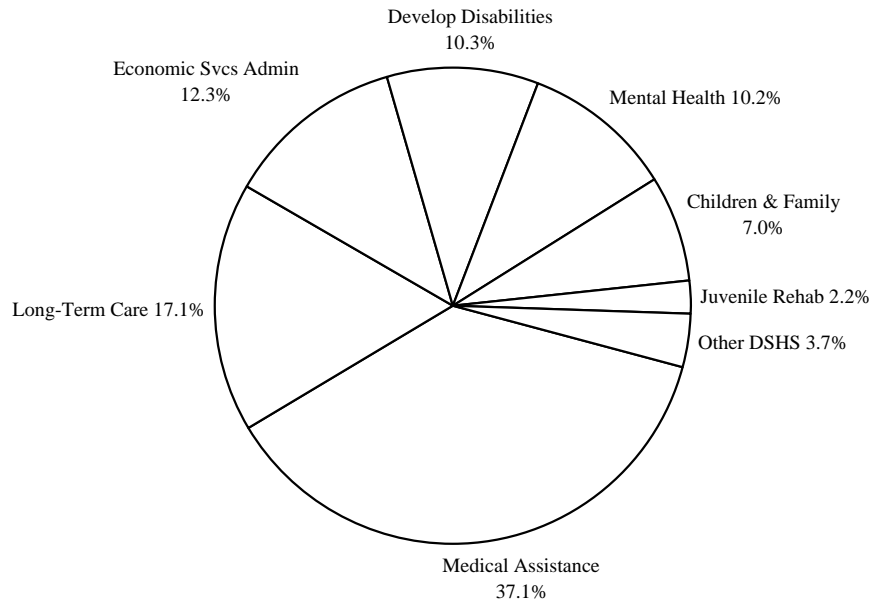


**2003-05 Washington State Operating Budget**  
**General Fund-State**  
(Dollars in Thousands)

Legislative	129,628
Judicial	78,492
Governmental Operations	411,360
<b>DSHS</b>	<b>6,605,069</b>
Other Human Services	1,328,153
Natural Resources	297,097
Transportation	48,834
Public Schools	10,104,649
Higher Education	2,667,195
Other Education	39,932
Special Appropriations	1,370,972
<b>Statewide Total</b>	<b>23,081,381</b>



Medical Assistance	2,450,197
Long-Term Care	1,128,314
Economic Services Admin	815,547
Developmental Disabilities	678,562
Mental Health	674,685
Children & Family Svcs	464,034
Juvenile Rehabilitation	146,792
Other DSHS	246,938
<b>DSHS</b>	<b>6,605,069</b>



**Department of Social and Health Services  
Children & Family Services**

(Dollars in Thousands)

	<u>GF-S</u>	<u>Other</u>	<u>Total</u>
<b>2001-03 Expenditure Authority</b>	<b>456,146</b>	<b>376,406</b>	<b>832,552</b>
2003 Supplemental *	0	6,733	6,733
<b>Total 2001-03 Biennium</b>	<b>456,146</b>	<b>383,139</b>	<b>839,285</b>
<b>2003-05 Maintenance Level</b>	<b>490,905</b>	<b>421,577</b>	<b>912,482</b>
<b>Policy Changes</b>			
1. General Inflation	-548	-904	-1,452
2. Homecare Worker Wage Increase	61	60	121
3. Pension Funding Change	-1,398	-418	-1,816
4. Increase Funds for Foster Children	3,300	3,145	6,445
5. Reduce Special Projects	-500	0	-500
6. HOPE Bed Reimbursement Change	-259	0	-259
7. SHB 1233 - Kinship Care	-1,380	-698	-2,078
8. Preserve Youth Programs w/PSEA \$	-23,000	23,000	0
9. Adoption Support-Federal Tax Credit	-2,900	0	-2,900
10. Increase Licensed Resources	1,024	382	1,406
11. Additional Admin Reductions	-1,371	-141	-1,512
12. Crosswalk Program	100	0	100
<b>Total 2003-05 Biennium</b>	<b>464,034</b>	<b>446,003</b>	<b>910,037</b>
Fiscal Year 2004 Total	231,566	221,818	453,384
Fiscal Year 2005 Total	232,468	224,185	456,653

**Comments:**

- General Inflation** - Agencies are required to find sufficient efficiencies in their operations to cover the cost of inflation in the goods, services, and supplies needed for performance of their missions. (General Fund-State, General Fund-Federal, General Fund-Local, Public Safety and Education Account-State, Violence Reduction and Drug Enforcement Account-State)
- Homecare Worker Wage Increase** - The Department of Social and Health Services (DSHS) contracts with home care workers to provide care for elderly and disabled Medicaid clients. Funding is provided to increase the wages of individual and agency home care workers effective October 1, 2003. As a result of these changes, wages for direct care workers employed by home care agencies will be increased by \$0.75 per hour. (General Fund-State, General Fund-Federal)
- Pension Funding Change** - Savings are achieved by adopting a new actuarial method for smoothing returns on assets for the Public Employees' Retirement System (PERS), the School Employees' Retirement System, and the Teachers' Retirement System (TRS). The new method varies the length of smoothing of a particular year's gain or loss depending on the difference from the actuarially-assumed rate of investment return. In addition, no contributions will be made toward the unfunded liabilities in the PERS and TRS Plans 1 during FY 2004 and FY 2005. (General Fund-State, General Fund-Federal)
- Increase Funds for Foster Children** - Funding is provided for increased services for foster children. Some children in the state system have more complex needs and have been moved into higher levels of care, therefore resulting in higher costs. The Department will manage foster care placements within this level. (General Fund-State, General Fund-Federal)
- Reduce Special Projects** - Funding is reduced in the following Children's Administration special projects: (1) \$61,000 for the Health Insurance Portability and Accountability Act (HIPAA); (2) \$91,000 for staff development and training overhead costs; (3) \$41,000 for social worker training; (4) \$47,000 for the quality improvement team; and (5) \$260,000 in Indian Child Welfare services. These reductions total \$500,000 General Fund-State.
- HOPE Bed Reimbursement Change** - Savings are realized by changing the reimbursement methodology for Homeless, Youth Prevention/Protection and Engagement Act (HOPE) beds to a \$1,000 reimbursement rate per month per bed to each provider as a base payment, and the rest of the reimbursement paid only when the HOPE bed is occupied. This savings reflects the current 43 percent occupancy rate for 31 HOPE beds.
- SHB 1233 - Kinship Care** - Savings are realized from Chapter 284, Laws of 2003, Partial Veto (SHB 1233). The savings are a result of more children being placed with relatives than in traditional foster care. (General Fund-State, General Fund-Federal)

**Department of Social and Health Services  
Children & Family Services**

8. **Preserve Youth Programs w/PSEA \$** - Public Safety and Education Account (PSEA) funding is provided to preserve programs that help youth and families in crisis. Programs that are preserved include Secure and Semi-Secure Crisis Residential Centers, HOPE Beds, the Family Policy Council and Community Public Health and Safety Networks, and the Street Youth Program. (General Fund-State, Public Safety and Education Account-State)
9. **Adoption Support-Federal Tax Credit** - Congress has enacted a new federal tax credit for families adopting special needs children, including those in the foster care system. This adjustment is based on the estimated number of new adoption support cases with family incomes large enough to benefit from at least a portion of the new \$10,000 tax credit in the 2003-05 biennium. Families will receive the federal tax credit funds in lieu of state funds to provide for the children in their care.
10. **Increase Licensed Resources** - Funding and FTEs are provided for the Foster Parent Training Initiative in response to the Braam lawsuit. (General Fund-State, General Fund-Federal)
11. **Additional Admin Reductions** - Funding is reduced for program support and other administrative functions as recommended by the Governor's Priorities of Government initiative. (General Fund-State, General Fund-Federal)
12. **Crosswalk Program** - Funding is provided for a high risk street youth program in Spokane.

\* Please see the 2003 Supplemental Operating Budget Section for additional information.

**Department of Social & Health Services  
Children & Family Services**

**WORKLOAD HISTORY**  
By Fiscal Year

	1996	1997	1998	1999	2000	2001	2002	Estimated		
								2003	2004	2005
<b>Foster Care <sup>(1)</sup></b>										
Avg # Children Served Monthly	8,333	8,283	8,297	8,219	8,127	8,130	8,193	8,202	8,202	8,202
% Change from prior year		-0.6%	0.2%	-0.9%	-1.1%	0.0%	0.8%	0.1%	0.0%	0.0%
<b>Child Care <sup>(2)</sup></b>										
Avg # Children Served Monthly	4,672	4,422	4,435	4,563	4,909	5,253	5,284	5,150	5,150	5,150
% Change from prior year		-5.4%	0.3%	2.9%	7.6%	7.0%	0.6%	-2.5%	0.0%	0.0%
<b>Child Protective Services</b>										
Avg CPS Referrals Monthly	6,241	6,319	6,477	6,214	6,351	6,375	6,461	6,288	6,500	6,500
% Change from prior year		1.2%	2.5%	-4.1%	2.2%	0.4%	1.3%	-2.7%	3.4%	0.0%
<b>Adoption Support</b>										
Avg # Served Monthly	3,678	4,040	4,683	5,455	6,318	7,247	8,049	8,741	9,456	10,190
% Change from prior year		9.8%	15.9%	16.5%	15.8%	14.7%	11.1%	8.6%	8.2%	7.8%
<b>Caseload Ratio</b>										
Avg Cases Per Worker <sup>(3)</sup>	36:1	36:1	33:1	29:1	29:1	29:1	24:1	24:1	24:1	24:1

(1) Includes Family Foster Care, Group Foster Care, and Receiving Care.

(2) Includes the following child care services: CPS/CWS, Therapeutic/Medicaid Treatment, Foster Parent Employment, and Adoption Support Child Care. Prior to FY 2002, the monthly average also included teen parent and seasonal child care.

(3) Combined average number of open cases per worker for Child Protective Services, Child Welfare Services, and Family Reconciliation Services.

Data Source :

FY 1996 through FY 2002 actuals for Child Care and Child Protective Services provided by the DSHS Budget Division.

FY 1996 through FY 2002 actuals for Foster Care and Adoption Support provided by the Caseload Forecast Council.

FY 2003 through FY 2005 estimates for Child Care and Child Protective Services provided by the DSHS Budget Division.

FY 2003 through FY 2005 estimates for Foster Care and Adoption Support provided by the Caseload Forecast Council.



**Department of Social and Health Services  
Juvenile Rehabilitation**

(Dollars in Thousands)

	<u>GF-S</u>	<u>Other</u>	<u>Total</u>
<b>2001-03 Expenditure Authority</b>	<b>162,258</b>	<b>68,595</b>	<b>230,853</b>
2003 Supplemental *	-826	-158	-984
<b>Total 2001-03 Biennium</b>	<b>161,432</b>	<b>68,437</b>	<b>229,869</b>
<b>2003-05 Maintenance Level</b>	<b>160,120</b>	<b>66,582</b>	<b>226,702</b>
<b>Policy Changes</b>			
1. General Inflation	-500	-6	-506
2. Consolidated Juvenile Services	-1,316	0	-1,316
3. Pension Funding Change	-820	-12	-832
4. Juvenile Sentencing Alternatives	-3,140	-188	-3,328
5. Pymt to Counties - Disposition Alts	1,183	0	1,183
6. Shift Becca Funds to Courts Admin	-7,132	-6,092	-13,224
7. Research-Based Parole Adjustment	-1,886	-629	-2,515
8. Research-Based Treatment Services	943	0	943
9. Staff Reduc. & Oper. Efficiencies	-660	-18	-678
10. Governor Veto	0	-1,478	-1,478
<b>Total 2003-05 Biennium</b>	<b>146,792</b>	<b>58,159</b>	<b>204,951</b>
Fiscal Year 2004 Total	74,095	29,130	103,225
Fiscal Year 2005 Total	72,697	29,029	101,726

**Comments:**

- General Inflation** - Agencies are required to find sufficient efficiencies in their operations to cover the cost of inflation in the goods, services, and supplies needed for performance of their missions. (General Fund-State, General Fund-Federal)
- Consolidated Juvenile Services** - Funding to local counties for the Consolidated Juvenile Services (CJS) contract is reduced, consistent with declining local adjudications and diversions. The CJS program is a partnership between the state, county juvenile courts, and the private sector. Funded programs provide services to pre-commitment juveniles, including diversion, probation supervision, individual and family services counseling, drug/alcohol assessment and treatment, vocational training, and psychiatric and psychological services.
- Pension Funding Change** - Savings are achieved by adopting a new actuarial method for smoothing returns on assets for the Public Employees' Retirement System (PERS), the School Employees' Retirement System, and the Teachers' Retirement System (TRS). The new method varies the length of smoothing of a particular year's gain or loss depending on the difference from the actuarially-assumed rate of investment return. In addition, no contributions will be made toward the unfunded liabilities in the PERS and TRS Plans 1 during FY 2004 and FY 2005. (General Fund-State, General Fund-Federal)
- Juvenile Sentencing Alternatives** - In accordance with Chapter 378, Laws of 2003, Partial Veto (ESSB 5903), savings are achieved by: (1) restoring a disposition alternative that allows juvenile courts to suspend a standard range disposition involving confinement at the Juvenile Rehabilitation Administration (JRA) for certain juvenile offenders, on the condition that the adjudicated youth comply with one or more local sanctions or treatment requirements; (2) implementing a Mental Health Disposition Alternative (MHDA) that allows juvenile courts to suspend a disposition of 15 to 65 weeks for juvenile offenders diagnosed with mental disorders; and (3) establishing a five-bed community commitment disposition alternative pilot project. Youth adjudicated under the MHDA are required to participate in a mental health treatment program and are subject to community supervision and other local sanctions. (General Fund-State, General Fund-Federal)
- Pymt to Counties - Disposition Alts** - Funding is provided to local juvenile courts to implement two new disposition alternatives and a five-bed community commitment disposition alternative pilot project established pursuant to Chapter 378, Laws of 2003, Partial Veto (ESSB 5903) and to deliver research-based intervention programs to juvenile offenders that would have normally been sentenced to secure placement in JRA facilities. Payments to counties are estimated based upon projected reductions in the JRA residential population for the biennium. Actual reimbursements to the counties will depend on utilization of the disposition alternatives.
- Shift Becca Funds to Courts Admin** - Funding for the cost of juvenile court petitions filed under the "Becca" statutes, including truancy, at-risk-youth, and child-in-need-of-services petitions, is transferred from JRA to the Office of the

## Department of Social and Health Services Juvenile Rehabilitation

Administrator for the Courts. (General Fund-State, Public Safety and Education Account-State)

7. **Research-Based Parole Adjustment** - Funding is reduced for intensive parole consistent with the Washington State Institute for Public Policy's (WSIPP) 2002 findings on intensive parole services. Savings in the amount of \$1.9 million are achieved by increasing the size of intensive parole caseloads from 12 parolees to 20, the same level as for enhanced and sex offender parole. Recent WSIPP studies show intensive parole to be ineffective in reducing recidivism, and that it returns no benefits in crime reduction for every dollar spent. Of the total savings, \$943,000 is reinvested in research-based therapies proven to reduce recidivism (see item below). (General Fund-State, General Fund-Federal)
8. **Research-Based Treatment Services** - Half of the state general fund savings from adjusting parole caseloads above is redirected for research-based therapies for parolees and youth transitioning out of institutions, such as aggression replacement training (ART), mentoring, and functional family therapy (FFT). All of these programs have been shown to reduce recidivism by WSIPP and produce in excess of \$6 dollars in benefits in crime reduction for every dollar spent. This funding level will allow the extension of research-based therapies to paroled youth who do not currently receive them. JRA shall invest some of the reprogramming in quality-control efforts, to ensure that research-based therapies are performed correctly, consistent with WSIPP findings that effective quality control is vital to positive outcomes. Additionally, up to \$55,000 in funds may be used to train additional staff in suicide precaution watches.
9. **Staff Reduc. & Oper. Efficiencies** - In order to attain administrative efficiencies, agency budgets are reduced for FTE staff years, salaries, benefits, and other operating costs. (General Fund-State, General Fund-Federal)
10. **Governor Veto** - The Governor vetoed Section 203(7) of Chapter 25, Laws of 2003, 1st sp.s., Partial Veto (ESSB 5404), which would have provided federal Juvenile Accountability Incentive Block Grant funding for the continuation of a pilot program for the post-release planning and treatment of juvenile offenders with co-occurring disorders. The Governor directed JRA to continue the pilot, provide youth with post-release planning and treatment, and utilize any remaining funds for other program requirements. (Juvenile Accountability Incentive Account-Federal)

\* Please see the 2003 Supplemental Operating Budget Section for additional information.

**Department of Social & Health Services  
Juvenile Rehabilitation**

**WORKLOAD HISTORY**  
By Fiscal Year

	1996	1997	1998	1999	2000	2001	2002	Estimated		
								2003	2004	2005
<b>Community Residential</b> <sup>(1)</sup>										
Avg Daily Population/Month	359	362	305	239	209	194	173	185	182	176
% Change from prior year		0.8%	-15.7%	-21.6%	-12.6%	-7.2%	-10.8%	6.9%	-1.6%	-3.3%
<b>Institutions</b>										
Avg Daily Population/Month	1,007	1,028	1,048	996	984	987	937	776	755	729
% Change from prior year		2.1%	1.9%	-5.0%	-1.2%	0.3%	-5.1%	-17.2%	-2.7%	-3.4%
<b>Parole</b> <sup>(2)</sup>										
Avg Daily Population/Month	917	949	1,002	768	1,023	1,062	1,006	872	870	853
% Change from prior year		3.5%	5.6%	-23.4%	33.3%	3.8%	-5.3%	-13.3%	-0.2%	-2.0%

(1) Includes State Group Homes, Community Residential Placements, Short Term Transition Program, and the County Commitment Program. Beginning in FY 2002, funding for County Commitment Program beds is eliminated.

(2) Parole eligibility standards were significantly modified in FY 1998 and FY 2000. In FY 2003, savings were assumed from the Juvenile Rehabilitation Administration implementing parole changes that might result in caseload reductions.

Data Source :

FY 1996 through FY 2002 from DSHS Juvenile Rehabilitation Administration.

FY 2003 through FY 2005 data from legislative fiscal staff.

**Department of Social and Health Services  
Mental Health**

(Dollars in Thousands)

	<u>GF-S</u>	<u>Other</u>	<u>Total</u>
<b>2001-03 Expenditure Authority</b>	<b>583,737</b>	<b>563,517</b>	<b>1,147,254</b>
2003 Supplemental *	11,546	-1,785	9,761
<b>Total 2001-03 Biennium</b>	<b>595,283</b>	<b>561,732</b>	<b>1,157,015</b>
<b>2003-05 Maintenance Level</b>	<b>682,475</b>	<b>547,468</b>	<b>1,229,943</b>
<b>Policy Changes</b>			
1. General Inflation	-732	-221	-953
2. McNeil Transportation Needs	1,176	0	1,176
3. Enhanced Local Match Options	0	18,640	18,640
4. Pension Funding Change	-2,049	-237	-2,286
5. Eliminate Community Inpatient Pool	1,800	-4,698	-2,898
6. Limit Administrative Expenses	-2,920	-2,920	-5,840
7. On-Island SCTF Changes	-2,175	0	-2,175
8. Fund Off-Island SCTF	2,353	0	2,353
9. Increased Eligibility Verification	-2,131	-2,131	-4,262
10. Children's Medical Premiums	-2,085	-2,085	-4,170
11. Mental Health Adv. Directives	80	75	155
12. Children's Mental Health	21	22	43
13. Mentally Ill Offender Pilot	-902	902	0
14. Marr Settlement Funding	502	188	690
15. Staff Reduc. & Oper. Efficiencies	-728	-42	-770
<b>Total 2003-05 Biennium</b>	<b>674,685</b>	<b>554,961</b>	<b>1,229,646</b>
Fiscal Year 2004 Total	335,572	276,093	611,665
Fiscal Year 2005 Total	339,113	278,868	617,981

**Comments:**

- General Inflation** - Agencies are required to find sufficient efficiencies in their operations to cover the cost of inflation in the goods, services, and supplies needed for performance of their missions. (General Fund-State, General Fund-Federal)
- McNeil Transportation Needs** - One-time funding is provided for the purchase of a used passenger vessel to support additional staffing at the Special Commitment Center on McNeil Island beginning in January 2004.
- Enhanced Local Match Options** - The Mental Health Division is authorized to increase Medicaid payment rates as needed in order for Regional Support Networks (RSNs) to maximize available federal reimbursement. The Department shall first provide the higher payment to those RSNs whose allocations under the funding formula would otherwise increase the least from the previous year's level in FY 2004 and FY 2005. To qualify for the higher payment, the RSN must use qualified local funds for the required non-federal share of the Medicaid payment. (General Fund-Federal)
- Pension Funding Change** - Savings are achieved by adopting a new actuarial method for smoothing returns on assets for the Public Employees' Retirement System (PERS), the School Employees' Retirement System, and the Teachers' Retirement System (TRS). The new method varies the length of smoothing of a particular year's gain or loss depending on the difference from the actuarially-assumed rate of investment return. In addition, no contributions will be made toward the unfunded liabilities in the PERS and TRS Plans 1 during FY 2004 and FY 2005. (General Fund-State, General Fund-Federal)
- Eliminate Community Inpatient Pool** - Funding for the community inpatient pool is eliminated. The inpatient pool was established in FY 2001 to assist communities in maintaining capacity to provide short-term psychiatric hospitalizations locally. (General Fund-State, Health Services Account-State)
- Limit Administrative Expenses** - Savings are achieved by limiting total administrative expenditures of RSNs to 10 percent of total funding in FY 2005. (General Fund-State, General Fund-Federal)
- On-Island SCTF Changes** - Funding and staffing for the Secure Community Transition Facility (SCTF) is reduced pursuant to Chapter 216, Laws of 2003 (ESB 5991 - Secure Community Transition Facilities). The legislation: (1) removes the roving patrol car support provided by the Washington State Patrol; and (2) reduces the staffing ratio at the McNeil Island SCTF to one staff per three residents during normal waking hours, and one staff per four residents during normal sleeping hours, provided the staffing ratio is never lower than two staff per housing unit. Existing requirements for one-to-one staffing

## Department of Social and Health Services Mental Health

are maintained when residents leave the facility for required activities, and the legislation does not affect staffing ratios at SCTFs sited in locations other than McNeil Island.

8. **Fund Off-Island SCTF** - Consistent with direction from the federal court, funding is provided for the operational and staffing costs for the first phase of an SCTF located off of McNeil Island that can house up to 12 residents. The funding level is based on expected occupancy by October 1, 2003, and a projected population of six residents by the end of the biennium. Staffing ratios for this facility will be one staff per resident during waking hours and two staff per three residents during sleeping hours.
9. **Increased Eligibility Verification** - As provided in the 2003 supplemental, DSHS will increase efforts to assure that recipients of publicly-funded medical assistance meet applicable income, residency, and other eligibility requirements. Specific changes include: (1) verifying applicants' declared income through employer contacts and electronic records checks; (2) re-verifying eligibility at least every six months, rather than annually as was previously done for children's and family medical coverage; and (3) discontinuing coverage if subsequent income changes make the child ineligible for coverage, rather than continuing the coverage for a full year as was previously done.

These changes are expected to result in approximately 4,800 (1.9 percent) fewer persons qualifying for publicly-funded medical assistance in FY 2004, and in approximately 19,000 (3.4 percent) fewer receiving such assistance in FY 2005. The FY 2004 savings are significantly lower because electronic eligibility system changes needed to implement the six-month eligibility changes cannot be implemented until January 2004.

In addition, these changes are expected to result in \$4.3 million (\$2.1 million state funds) of avoided expenditures in the Mental Health program. Additionally, 80 FTEs are funded in the Economic Services Administration to conduct the necessary eligibility reviews, at a cost of \$7.8 million (\$4.8 million state funds). The net state savings from this change are expected to total approximately \$23 million for the biennium. (General Fund-State, Health Services Account-State, General Fund-Federal)

10. **Children's Medical Premiums** - The Department is to obtain approval of a federal waiver under which families with incomes over the poverty level will be required to pay monthly premiums for their children's medical, dental, and vision coverage. Premiums are expected to total \$15 per child per month for families with income between 100-150 percent of poverty (\$1,300 - \$1,900 per month for a family of three); \$20 per child per month for families with incomes up to 200 percent of poverty (\$2,500 per month for a family of three); and \$25 per child per month for families with incomes between 200-250 percent of poverty (\$3,200 per month for a family of three). Premiums will be capped at three children per household.

Approximately \$3.0 million in state funds are included for administrative costs in the Economic Services Administration and the Office of Financial Recovery to accomplish the premium collections, and approximately \$2.1 million of reduced state expenditures will occur in the Mental Health Program as a result of the reduction in the number of eligible children. (General Fund-State, General Fund-Federal)

11. **Mental Health Adv. Directives** - Funding is provided for training and case management activities associated with the implementation of Chapter 283, Laws of 2003 (ESSB 5223 - Mental Health Advance Directives), which establishes procedures and requirements for a person with capacity to create a mental health advance directive. (General Fund-State, General Fund-Federal)
12. **Children's Mental Health** - Funding is provided for MHD to implement Chapter 281, Laws of 2003 (2SHB 1784 - Children's Mental Health), which addresses the recommendations included in the Joint Legislative Audit and Review Committee's study on children's mental health services. (General Fund-State, General Fund-Federal)
13. **Mentally Ill Offender Pilot** - Federal block grant funding, rather than state funds, will be used to support the Mentally Ill Offender Pilot Program that provides special services to assist approximately 25 mentally ill individuals released from a Department of Corrections facility to successfully transition back into the community. (General Fund-State, General Fund-Federal)
14. **Marr Settlement Funding** - Funding is provided for Eastern State Hospital to provide additional specialized care, combining both habilitation and mental health treatment components, for persons with developmental disabilities who require the level and intensity of psychiatric care best provided by the state hospital. Funding will support additional FTEs, staff training, facility alteration, and court monitors as provided in the final Marr settlement. (General Fund-State, General Fund-Federal)
15. **Staff Reduc. & Oper. Efficiencies** - In order to attain administrative efficiencies, agency budgets are reduced for FTE staff years, salaries, benefits, and other operating costs. (General Fund-State, General Fund-Federal)

\* Please see the 2003 Supplemental Operating Budget Section for additional information.

### **Governor's Vetoes:**

The Governor vetoed Section 204(1)(e) and (h) of Chapter 25, Laws of 2003, 1st sp.s., Partial Veto, (ESSB 5404), which: (1) authorized implementation of a new funding formula for Regional Support Networks (RSNs); and (2) capped state funding for RSN administrative costs at 10 percent of each RSN's total funding.

**Department of Social & Health Services  
Mental Health**

**WORKLOAD HISTORY  
By Fiscal Year**

	1996	1997	1998	1999	2000	2001	2002	Estimated		
								2003	2004	2005
<b>State Hospitals <sup>(1)</sup></b>										
Avg Daily Population/Month	1,278	1,276	1,311	1,354	1,358	1,359	1,342	1,239	1,231	1,231
% Change from prior year		-0.2%	2.7%	3.3%	0.3%	0.1%	-1.2%	-7.7%	-0.7%	0.0%
Avg Daily Census/Month	1,246	1,243	1,275	1,317	1,343	1,343	1,328	1,229	1,218	1,218
% Change from prior year		-0.2%	2.6%	3.3%	1.9%	0.0%	-1.2%	-7.5%	-0.9%	0.0%
<b>Community Outpatient Services</b>										
	<b>38,482</b>	<b>39,861</b>	<b>41,328</b>	<b>43,882</b>	<b>45,132</b>	<b>48,254</b>	<b>51,201</b>	<b>53,830</b>	<b>55,580</b>	<b>56,659</b>
% Change from prior year		3.6%	3.7%	6.2%	2.8%	6.9%	6.1%	5.1%	3.3%	1.9%
Avg Adults Served per Month	28,077	28,853	30,024	31,840	32,876	35,239	36,933	39,478	40,637	41,630
% Change from prior year		2.8%	4.1%	6.0%	3.3%	7.2%	4.8%	6.9%	2.9%	2.4%
Avg Children Served per Month	10,405	11,008	11,304	12,042	12,256	13,015	14,268	14,352	14,943	15,030
% Change from prior year		5.8%	2.7%	6.5%	1.8%	6.2%	9.6%	0.6%	4.1%	0.6%
<b>Special Commitment Center - Main Facility</b>										
Avg Monthly Population	33	43	57	79	105	130	151	167	189	216
% Change from prior year		30.3%	32.6%	38.6%	32.9%	24.0%	15.9%	10.6%	13.5%	14.0%
<b>Special Commitment Center - Less Restrictive Alternatives <sup>(2)</sup></b>										
Avg Monthly Population	2	2	2	3	5	5	7	10	18	28
% Change from prior year		0.0%	0.0%	50.0%	66.7%	3.3%	29.0%	51.3%	78.5%	56.5%

(1) Includes: Eastern State Hospital, Western State Hospital (WSH), WSH Program for Adaptive Living Skills (PALS), and Child Study and Treatment Center. Prior to FY 1995, also includes Program Offering Rehabilitation and Training in Adult Living (PORTAL).

(2) Includes persons in less restrictive alternative placements on McNeil Island and other locations.

Data Sources :

FY 1996 through FY 2002 actuals are from DSHS Division of Research and Data Analysis reports.

FY 2003, FY2004, and FY 2005 estimates are from legislative fiscal committees.

**Department of Social and Health Services  
Developmental Disabilities**

(Dollars in Thousands)

	<u>GF-S</u>	<u>Other</u>	<u>Total</u>
<b>2001-03 Expenditure Authority</b>	<b>629,106</b>	<b>578,745</b>	<b>1,207,851</b>
2003 Supplemental *	-1,659	-2,623	-4,282
<b>Total 2001-03 Biennium</b>	<b>627,447</b>	<b>576,122</b>	<b>1,203,569</b>
<b>2003-05 Maintenance Level</b>	<b>680,196</b>	<b>615,641</b>	<b>1,295,837</b>
<b>Policy Changes</b>			
1. General Inflation	-595	-732	-1,327
2. Homecare Worker Wage Increase	8,935	8,352	17,287
3. Pension Funding Change	-1,137	-1,010	-2,147
4. Community Residential	1,294	1,225	2,519
5. Raise Level of Care Standard	-588	-891	-1,479
6. Reduce Funding for the Arc Lawsuit	-9,941	-9,865	-19,806
7. MPC Adjustment	-1,626	-1,626	-3,252
8. Marr Settlement Funding	453	278	731
9. Community Protection Placements	1,127	1,073	2,200
10. RHC Consolidation	1,580	1,580	3,160
11. Staff Reduc. & Oper. Efficiencies	-1,136	-848	-1,984
<b>Total 2003-05 Biennium</b>	<b>678,562</b>	<b>613,177</b>	<b>1,291,739</b>
Fiscal Year 2004 Total	336,565	302,871	639,436
Fiscal Year 2005 Total	341,997	310,306	652,303

**Comments:**

- General Inflation** - Agencies are required to find sufficient efficiencies in their operations to cover the cost of inflation in the goods, services, and supplies needed for performance of their missions. (General Fund-State, General Fund-Federal)
- Homecare Worker Wage Increase** - The Department of Social and Health Services (DSHS) contracts with home care workers to provide care for elderly and disabled Medicaid clients. Funding is provided to increase the wages of individual and agency home care workers effective October 1, 2003. As a result of these changes, wages for direct care workers employed by home care agencies will be increased by \$0.75 per hour. (General Fund-State, General Fund-Federal)
- Pension Funding Change** - Savings are achieved by adopting a new actuarial method for smoothing returns on assets for the Public Employees' Retirement System (PERS), the School Employees' Retirement System, and the Teachers' Retirement System (TRS). The new method varies the length of smoothing of a particular year's gain or loss depending on the difference from the actuarially-assumed rate of investment return. In addition, no contributions will be made toward the unfunded liabilities in the PERS and TRS Plans 1 during FY 2004 and FY 2005. (General Fund-State, General Fund-Federal)
- Community Residential** - Funding is provided for community residential placements and support services for up to 14 clients in FY 2004. Priority consideration for these placements shall be as follows: (1) clients without residential services who are in crisis or immediate risk of needing an institutional placement; and (2) residents of residential habilitation centers who are able to be adequately cared for in community settings and who choose to live in those settings. (General Fund-State, General Fund-Federal)
- Raise Level of Care Standard** - Savings are achieved by raising functional eligibility requirements for Medicaid Personal Care (MPC) services. Persons who require only minimal assistance with one or two activities of daily living will no longer be eligible for the program. Persons currently receiving care in community residential settings who do not meet the higher eligibility standard will continue to be served, without the benefit of federal matching funds, but no new applicants with such lower levels of care will be admitted to residential care. (General Fund-State, General Fund-Federal)
- Reduce Funding for the Arc Lawsuit** - In December 2002, the court denied Arc's and DSHS's joint motion for preliminary approval of a settlement regarding developmental disability services. However, the 2003-05 budgeted carryforward level still includes \$26.2 million state general fund (\$39.2 million total funds) associated with the bow wave of the original FY 2002 funding level. Consistent with the 2003 supplemental budget, funding for the residential services component is reduced from \$11.5 million state general fund to \$2.4 million state general fund. (General Fund-State, General Fund-Federal)
- MPC Adjustment** - Following the adoption of the February 2003 forecast for the MPC Program in the Division of Developmental Disabilities, new information was provided which explains a recent decline in the growth observed for

## Department of Social and Health Services Developmental Disabilities

children receiving MPC. In deliberations prior to receipt of this information, the declining trend was discounted as a one-time occurrence. New information shows that only a portion of the declining trend is expected to be one-time and the remainder is the result of a freeze on enrollment in the Community Alternative Program (CAP) waiver. Savings reflect lower MPC expenditures as a result of an adjustment to the forecast that accounts for the impact of the enrollment freeze on the projected caseload and continued efforts by the Division to ensure that children receiving MPC services meet eligibility criteria. (General Fund-State, General Fund-Federal)

8. **Marr Settlement Funding** - Funding is provided for a full-time psychologist, two intensive case managers, and one part-time case resource manager, to provide the necessary supports to individuals who require both habilitation and mental health treatment as provided in the Marr settlement agreement. (General Fund-State, General Fund-Federal)
9. **Community Protection Placements** - Funding is provided for expanded community services for 11 persons with developmental disabilities who are being diverted or discharged from state psychiatric hospitals. (General Fund-State, General Fund-Federal)
10. **RHC Consolidation** - The Department shall consolidate vacancies across all Residential Habilitation Centers (RHCs) in order to downsize Fircrest School. Funding is provided in the Developmental Disabilities budget for community services for residents of RHCs who choose to move to community placements. Funding is also provided in the DSHS Administration budget to support the transition of residents to other RHCs. (General Fund-State, General Fund-Federal)
11. **Staff Reduc. & Oper. Efficiencies** - In order to attain administrative efficiencies, agency budgets are reduced for FTE staff years, salaries, benefits, and other operating costs. (General Fund-State, General Fund-Federal)

\* Please see the 2003 Supplemental Operating Budget Section for additional information.



**Department of Social & Health Services  
Developmental Disabilities**

**WORKLOAD HISTORY**  
By Fiscal Year

	1996	1997	1998	1999	2000	2001	2002	Estimated		
								2003	2004	2005
<b>Institutions</b>										
Avg Monthly Population <sup>(1)</sup>	1,295	1,262	1,228	1,189	1,139	1,116	1,093	1,060	1,038	1,015
% change from prior year		-2.5%	-2.7%	-3.2%	-4.2%	-2.0%	-2.0%	-3.0%	-2.1%	-2.2%
<b>Community Residential Programs<sup>(2)</sup></b>										
Avg Month End Contracted Be	3,740	3,819	3,742	3,747	3,920	3,957	4,010	4,141	4,165	4,197
% change from prior year		2.1%	-2.0%	0.1%	4.6%	0.9%	1.3%	3.3%	0.6%	0.8%
<b>Employment &amp; Day Programs</b>										
Avg Monthly Number Served	7,571	7,954	8,455	8,567	9,193	9,636	10,186	10,580	10,603	10,635
% change from prior year		5.1%	6.3%	1.3%	7.3%	4.8%	5.7%	3.9%	0.2%	0.3%
<b>Family Support<sup>(3)</sup></b>										
Number of Clients Served	2,659	3,637	3,985	4,658	5,247	6,256	6,929	7,169	7,353	7,581
% change from prior year		36.8%	9.6%	16.9%	12.6%	19.2%	10.8%	3.5%	2.6%	3.1%
<b>Adult Personal Care<sup>(4)</sup></b>										
Number of Clients Served	3,525	3,951	4,199	4,730	5,015	5,630	6,212	6,737	7,181	7,568
% change from prior year		12.1%	6.3%	12.6%	6.0%	12.3%	10.3%	8.4%	6.6%	5.4%

(1) Funded capacity at the Residential Habilitation Centers from FY 2000 through FY 2003 was 1,231 clients.

(2) Includes Alternate Living (clients served), Group Homes, intermediate care facilities for the mentally retarded (IMRs), Tenant Support (clients served), and State Operated Living Alternatives (SOLA).

(3) Family Support includes Children's Personal Care.

(4) Adult Personal Care includes Medicaid Personal Care and Chore Services. Prior to FY 1990, Developmental Disabilities' clients enrolled in these programs were counted in the Long-Term Care Program totals.

Data Sources:

FY 1992 through FY 2002 from LEAP workload database except FY 1993 through FY 1997 Community Residential is from DSHS Division of Developmental Disabilities due to a change in reporting methodology.

FY 2003 through FY 2005 are budget estimates from legislative fiscal staff.

**Department of Social and Health Services  
Long-Term Care**

(Dollars in Thousands)

	<u>GF-S</u>	<u>Other</u>	<u>Total</u>
<b>2001-03 Expenditure Authority</b>	<b>1,019,137</b>	<b>1,069,625</b>	<b>2,088,762</b>
2003 Supplemental *	522	-208	314
<b>Total 2001-03 Biennium</b>	<b>1,019,659</b>	<b>1,069,417</b>	<b>2,089,076</b>
<b>2003-05 Maintenance Level</b>	<b>1,073,827</b>	<b>1,132,569</b>	<b>2,206,396</b>
<b>Policy Changes</b>			
1. General Inflation	-306	-372	-678
2. Homecare Worker Wage Increase	22,578	22,292	44,870
3. Pension Funding Change	-496	-487	-983
4. Supplemental Nursing Home Payments	-100	0	-100
5. Limit Waiver Enrollment Growth	-5,195	-5,195	-10,390
6. Spousal Resource Limits	-4,934	-4,934	-9,868
7. Raise Level of Care Standard	-1,500	-2,164	-3,664
8. Senior Drug Information	325	0	325
9. Nursing Home Quality Maintenance	45,861	45,861	91,722
10. Review Elderly DD Clients	236	236	472
11. Additional Admin Reductions	-650	-483	-1,133
12. Staff Reduc. & Oper. Efficiencies	-1,332	-1,280	-2,612
<b>Total 2003-05 Biennium</b>	<b>1,128,314</b>	<b>1,186,043</b>	<b>2,314,357</b>
Fiscal Year 2004 Total	557,645	586,646	1,144,291
Fiscal Year 2005 Total	570,669	599,397	1,170,066

**Comments:**

- General Inflation** - Agencies are required to find sufficient efficiencies in their operations to cover the cost of inflation in the goods, services, and supplies needed for performance of their missions. (General Fund-State, General Fund-Federal, General Fund-Local)
- Homecare Worker Wage Increase** - The Department of Social and Health Services (DSHS) contracts with both individuals and agencies to provide home care for elderly and disabled persons. Funding is provided to increase the wages of individual and agency home care workers effective October 1, 2003. As a result of these changes, wages for direct care workers employed by home care agencies will be increased by \$0.75 per hour. (General Fund-State, General Fund-Federal)
- Pension Funding Change** - Savings are achieved by adopting a new actuarial method for smoothing returns on assets for the Public Employees' Retirement System (PERS), the School Employees' Retirement System, and the Teachers' Retirement System (TRS). The new method varies the length of smoothing of a particular year's gain or loss depending on the difference from the actuarially-assumed rate of investment return. In addition, no contributions will be made toward the unfunded liabilities in the PERS and TRS Plans 1 during FY 2004 and FY 2005. (General Fund-State, General Fund-Federal)
- Supplemental Nursing Home Payments** - Funding for special supplemental payments to nursing facilities meeting certain criteria is eliminated. The circumstances warranting the special supplemental payments have changed.
- Limit Waiver Enrollment Growth** - DSHS is directed to limit growth in the number of persons receiving community-based care through the Community Options Program Entry System (COPES) waiver program to 1.1 percent per year, which is the projected growth in the total state population aged 75 and older. This will allow an average of about 24,375 people to receive such services during the 2003-05 biennium. That is 1,000 more people than are receiving such services during the current year, but approximately 700 fewer than would be served if the program continued to grow without limits. To manage within these enrollment limits, the Department may need to establish waiting lists for services, as is done in most other states. If waiting lists are established, the Department is directed to prioritize access to service for persons with the greatest care needs, and who are at greatest risk of requiring nursing home or other out-of-home placement, rather than prioritizing by the date of application.  
  
In addition to the avoided expenditure growth shown here, this change is expected to result in approximately \$5.5 million (\$2.7 million state) of avoided expenditure increases in the Medical Assistance Program. (General Fund-State, General Fund-Federal)
- Spousal Resource Limits** - Under the federal Social Security Act, when one spouse applies for Medicaid-funded long-term

## Department of Social and Health Services Long-Term Care

care in a nursing home or in the community, the other spouse is able to retain: a house, furnishings, and an automobile; about \$2,100 per month of joint income; and, at the state's discretion, between a minimum of \$18,132 and a maximum of \$90,660 in liquid resources. As is the case with approximately half the states, Washington presently sets the spousal resource limit at the federal maximum.

In accordance with Chapter 28, Laws of 2003, 1st sp.s. (ESHB 2257), savings are achieved by reducing the spousal resource limit to \$40,000. Couples will need to "spend down" savings in excess of \$40,000 prior to receiving Medicaid services. Persons already receiving publicly-funded care will be exempted from the new resource limitation. Additional funding is provided to DSHS for workload associated with spousal share and eligibility determinations.

As a result of this change, by the end of the 2003-05 biennium, approximately 500 persons per month are expected to cover more of the cost of their long-term care before qualifying for public assistance. In addition to the savings shown here, state Medical Assistance expenditures will also be reduced by \$2.0 million (\$1.0 million state) for the biennium. (General Fund-State, General Fund-Federal)

- 7. Raise Level of Care Standard** - Elderly and disabled persons receiving publicly-financed care in home and community-based settings may qualify for such services through a home and community-based services waiver or through the Medicaid Personal Care (MPC) program.

Savings are achieved by raising functional eligibility requirements for MPC services. Persons who require only minimal assistance with one or two activities of daily living will no longer be eligible for the program. Persons currently receiving care in community residential settings who do not meet the higher eligibility standard will continue to be served, without the benefit of federal matching funds, but no new applicants with such lower levels of care will be admitted to residential care. (General Fund-State, General Fund-Federal)

- 8. Senior Drug Information** - Funding is provided for Area Agencies on Aging to receive grants of up to \$25,000 to organize and conduct informational programs to help senior citizens learn more about the safe and effective use of prescription drugs, and how to access discount drug purchasing programs for which they may be eligible.
- 9. Nursing Home Quality Maintenance** - As provided in Chapter 16, Laws of 2003, 1st sp.s. (E2SSB 5341), a fee of \$6.50 per day shall be applied to most days of nursing home care. This fee will support a 3.0 percent increase in non-capital payment rates effective July 1, 2003, to help maintain the quality of nursing home care in the state. Additionally, nursing facilities will be reimbursed for the portion of state fee revenues allocable to Medicaid patient days. With these increases, the weighted average nursing home payment is expected to be \$144.54 per patient day in FY 2004 and

\$147.43 per patient day in FY 2005. (General Fund-State, General Fund-Federal)

- 10. Review Elderly DD Clients** - Funding is provided for the Home and Community Services Division to annually assess each elderly resident residing in a residential habilitation center or in a state-operated living alternative to determine if the resident can be more appropriately served in a less-restrictive setting. The assessment will take into consideration the special needs of the resident, the types of services that will best meet those needs, and the type of facility that will best provide those services. In determining whether the resident should be moved to a different facility or program, consideration will be given to the proximity of family, friends, and advocates concerned with the resident's well being. (General Fund-State, General Fund-Federal)
- 11. Additional Admin Reductions** - Administrative funding is reduced by \$1.1 million and 6.2 FTE staff under the assumption that the Department will implement operational efficiencies. (General Fund-State, General Fund-Federal)
- 12. Staff Reduc. & Oper. Efficiencies** - In order to attain administrative efficiencies, agency budgets are reduced for FTE staff years, salaries, benefits, and other operating costs. (General Fund-State, General Fund-Federal)

\* Please see the 2003 Supplemental Operating Budget Section for additional information.

**Department of Social & Health Services  
Long-Term Care Services**

**WORKLOAD HISTORY**  
By Fiscal Year

	1996	1997	1998	1999	2000	2001	2002	<u>Estimated</u>		
								2003	2004	2005
<b>Nursing Homes</b>										
# FTE Clients	15,905	14,992	14,645	14,081	13,783	13,529	13,135	12,901	12,440	12,082
% Change from prior year		-5.7%	-2.3%	-3.9%	-2.1%	-1.8%	-2.9%	-1.8%	-3.6%	-2.9%
<b>Community Care *</b>										
# Clients Served	20,876	23,119	25,675	27,567	29,319	30,919	32,213	33,923	35,339	36,125
% Change from prior year		10.7%	11.1%	7.4%	6.4%	5.5%	4.2%	5.3%	4.2%	2.2%

\* Includes Chore Services, Community Options Program Entry Services (COPES), Adult Residential, and Medicaid Personal Care.

Data Source :

Community Care for FY 1996 from DSHS Aging and Disability Services Administration.

All other data is from the Caseload Forecast Council and legislative fiscal staff.

**Department of Social and Health Services  
Economic Services Administration**

(Dollars in Thousands)

	<u>GF-S</u>	<u>Other</u>	<u>Total</u>
<b>2001-03 Expenditure Authority</b>	<b>837,958</b>	<b>1,393,385</b>	<b>2,231,343</b>
2003 Supplemental *	11,998	4,316	16,314
<b>Total 2001-03 Biennium</b>	<b>849,956</b>	<b>1,397,701</b>	<b>2,247,657</b>
<b>2003-05 Maintenance Level</b>	<b>830,864</b>	<b>1,247,521</b>	<b>2,078,385</b>
<b>Policy Changes</b>			
1. General Inflation	-2,275	-3,866	-6,141
2. County Legal-Clerk Reimbursement	0	9,142	9,142
3. Pension Funding Change	-3,250	-371	-3,621
4. Administrative Reduction	-3,062	-4,100	-7,162
5. Shift GA-U Proof of Disability	-6,637	0	-6,637
6. Increased Eligibility Verification	4,770	3,902	8,672
7. Children's Medical Premiums	2,007	1,576	3,583
8. Staff Reduc. & Oper. Efficiencies	-6,870	-10,166	-17,036
<b>Total 2003-05 Biennium</b>	<b>815,547</b>	<b>1,243,638</b>	<b>2,059,185</b>
Fiscal Year 2004 Total	408,184	621,540	1,029,724
Fiscal Year 2005 Total	407,363	622,098	1,029,461

**Comments:**

- General Inflation** - Agencies are required to find sufficient efficiencies in their operations to cover the cost of inflation in the goods, services, and supplies needed for performance of their missions. (General Fund-State, General Fund-Federal, General Fund-Local)
- County Legal-Clerk Reimbursement** - Federal funding is provided for a new reimbursement methodology for county clerks who file child support orders for the state. (General Fund-Federal)
- Pension Funding Change** - Savings are achieved by adopting a new actuarial method for smoothing returns on assets for the Public Employees' Retirement System (PERS), the School Employees' Retirement System, and the Teachers' Retirement System (TRS). The new method varies the length of smoothing of a particular year's gain or loss depending on the difference from the actuarially-assumed rate of investment return. In addition, no contributions will be made toward the unfunded liabilities in the PERS and TRS Plans 1 during FY 2004 and FY 2005. (General Fund-State, General Fund-Federal)
- Administrative Reduction** - Administrative reductions of 4 percent are taken in the following areas within the Economic Services Administration: (1) the Automated Client Eligibility System (ACES); (2) the Child Support Program; and (3) Administrative Program Support. (General Fund-State, General Fund-Federal)
- Shift GA-U Proof of Disability** - Savings are achieved by implementing Chapter 10, Laws of 2003, 1st sp.s. (HB 2252). This legislation requires the Department to discontinue benefits for General Assistance-Unemployable (GA-U) clients unless the client demonstrates that their medical or mental condition has not improved, and they therefore still need a cash grant and medical benefits.
- Increased Eligibility Verification** - Additional funding is provided for the Department to: (1) increase and improve efforts to verify that children and pregnant women are in fact eligible for the medical assistance services they receive; and (2) review their continued eligibility for medical assistance services every six months, rather than annually as presently occurs. Improved income verification was implemented April 1, 2003, and included review of recipient documentation and employer contacts to verify that the income declared by applicants and recipients is accurate. These efforts are supplemented by electronic records checks that will be in place by July 1, 2003. The six-month rather than annual review of continued eligibility is to be implemented no later than November 2003. The Department is to have in place all computer changes, administrative rules and procedures, and staffing arrangements as required to timely implement the six-month eligibility reviews by November 2003. (General Fund-State, General Fund-Federal)
- Children's Medical Premiums** - The Department is to obtain approval of a federal waiver under which families with incomes over the poverty level will be required to pay monthly premiums for their children's medical, dental, and vision coverage. Premiums are expected to total \$15 per child per month for families with income between 100-150 percent of poverty (\$1,300 - \$1,900 per month for a family of three); \$20 per child per month for families with incomes up to 200 percent of poverty (\$2,500 per month for a family of three); and \$25 per child per month for families with incomes between 200-250 percent of poverty.

## Department of Social and Health Services Economic Services Administration

percent of poverty (\$3,200 per month for a family of three).  
Premiums will be capped at three children per household.

Approximately \$3.0 million in state funds are included for administrative costs in the Economic Services Administration and the Office of Financial Recovery to accomplish the premium collections, and approximately \$2.1 million of reduced expenditures will occur in the Mental Health Program as a result of the reduction in the number of eligible children.  
(General Fund-State, General Fund-Federal)

8. **Staff Reduc. & Oper. Efficiencies** - In order to attain administrative efficiencies, agency budgets are reduced for FTE staff years, salaries, benefits, and other operating costs.  
(General Fund-State, General Fund-Federal)

\* Please see the 2003 Supplemental Operating Budget Section for additional information.

**Department of Social & Health Services  
Economic Services Administration**

**WORKLOAD HISTORY**  
By Fiscal Year

	1996	1997	1998	1999	2000	2001	2002	Estimated		
								2003	2004	2005
<b>General Assistance <sup>(1)</sup></b>										
Avg Monthly Caseload	18,074	18,155	17,657	17,129	16,416	17,857	19,934	18,819	18,517	18,912
% Change from prior year		0.4%	-2.7%	-3.0%	-4.2%	8.8%	11.6%	-5.6%	-1.6%	2.1%
<b>TANF Cases <sup>(2)</sup></b>										
Avg Monthly Caseload	101,136	97,309	84,685	67,475	58,796	54,758	55,068	53,710	53,329	53,298
% Change from prior year		-3.8%	-13.0%	-20.3%	-12.9%	-6.9%	0.6%	-2.5%	-0.7%	-0.1%
<b>Child Care</b>										
Avg # Children Served/Month	30,636	33,309	41,707	51,187	58,786	67,454	71,893	71,017	71,917	73,252
% Change from prior year		8.7%	25.2%	22.7%	14.8%	14.7%	6.6%	-1.2%	1.3%	1.9%

- (1) FY 1996 through FY 2000 includes General Assistance-Unemployable (GA-U), General Assistance-Unemployable with expedited medical (GA-X), and General Assistance for children living with legal guardians (GA-H). Starting in FY 2001 GA-H cases are covered by TANF funding and are moved out of the General Assistance estimate into the TANF Cases estimate. Data collection changed to the Caseload Analysis and Reporting Database (CARD) system in FY 1998. To provide comparable data, monthly caseload data from FY 1996-1997 have been adjusted to reflect the CARD system, which is 7.05 percent higher on average than the previous Average Grant method.
- (2) Includes General Assistance-Pregnant Woman (GA-S) cases, and GA-H cases starting in FY 2001 (see note above). To provide comparable data, monthly caseload data from FY 1996-1997 have been adjusted to reflect the CARD system, which is 7.05 percent higher on average than the previous Average Grant method.

Data Sources:

FY 1996 through FY 2002 General Assistance actuals provided by the Caseload Forecast Council.

FY 1996 through FY 2002 TANF Cases and Child Care actuals provided by the DSHS Budget Division.

FY 2003 through FY 2005 estimates represent legislative budget assumptions, based upon forecasts provided by the Caseload Forecast Council and the Office of Financial Management.

**Department of Social and Health Services  
Alcohol & Substance Abuse**

(Dollars in Thousands)

	<u>GF-S</u>	<u>Other</u>	<u>Total</u>
<b>2001-03 Expenditure Authority</b>	<b>72,873</b>	<b>158,005</b>	<b>230,878</b>
2003 Supplemental *	-474	-10	-484
<b>Total 2001-03 Biennium</b>	<b>72,399</b>	<b>157,995</b>	<b>230,394</b>
<b>2003-05 Maintenance Level</b>	<b>73,747</b>	<b>157,368</b>	<b>231,115</b>
<b>Policy Changes</b>			
1. General Inflation	-186	-202	-388
2. Pension Funding Change	-76	-10	-86
3. Reduce TASC	0	-4,648	-4,648
4. Fund Shifts (PSEA, VRDE & GF-S)	9,700	-9,700	0
5. Reduce Svcs to Gravely Disabled	-2,000	0	-2,000
6. New Svcs for Offenders	0	8,950	8,950
7. Reduce DASA Headquarters	-209	0	-209
8. Staff Reduc. & Oper. Efficiencies	-336	-44	-380
<b>Total 2003-05 Biennium</b>	<b>80,640</b>	<b>151,714</b>	<b>232,354</b>
Fiscal Year 2004 Total	40,320	75,857	116,177
Fiscal Year 2005 Total	40,320	75,857	116,177

**Comments:**

- |   |  |
|---|--|
| <p>1. <b>General Inflation</b> - Agencies are required to find sufficient efficiencies in their operations to cover the cost of inflation in the goods, services, and supplies needed for performance of their missions. (General Fund-State, General Fund-Federal, General Fund-Local)</p> <p>2. <b>Pension Funding Change</b> - Savings are achieved by adopting a new actuarial method for smoothing returns on assets for the Public Employees' Retirement System (PERS), the School Employees' Retirement System, and the Teachers' Retirement System (TRS). The new method varies the length of smoothing of a particular year's gain or loss depending on the difference from the actuarially-assumed rate of investment return. In addition, no contributions will be made toward the unfunded liabilities in the PERS and TRS Plans 1 during FY 2004 and FY 2005. (General Fund-State, General Fund-Federal)</p> <p>3. <b>Reduce TASC</b> - Funding is reduced for the Treatment Accountability for Safe Communities (TASC) Program. The Department shall allocate the reduction on a pro rata basis to all TASC counties and continue budget policy adopted in the 2002 supplemental budget to integrate TASC funding with drug court funding. (Public Safety and Education Account-State)</p> <p>4. <b>Fund Shifts (PSEA, VRDE &amp; GF-S)</b> - Funds are shifted between accounts to balance the Violence Reduction and Drug Enforcement (VRDE) Account and to reflect more accurate allocations of federal funds. (General Fund-State [GF-S], General Fund-Federal, Public Safety and Education Account</p> | <p>[PSEA]-State, Violence Reduction and Drug Enforcement Account-State)</p> <p>5. <b>Reduce Svcs to Gravely Disabled</b> - Treatment services for gravely-disabled individuals are reduced. Gravely-disabled individuals are people in danger of serious physical harm resulting from a failure to provide for their essential human needs of health or safety which manifests in severe deterioration in routine functioning, or who are high utilizers of treatment services and other resources.</p> <p>6. <b>New Svcs for Offenders</b> - Funding is provided for substance abuse treatment services for offenders participating in drug courts or other court-supervised substance abuse treatment programs in the community. (Criminal Justice Treatment Account-State)</p> <p>7. <b>Reduce DASA Headquarters</b> - The headquarters budget for the Division of Alcohol and Substance Abuse (DASA) is reduced by \$209,000 and 1.9 FTEs. The program will implement operating efficiencies.</p> <p>8. <b>Staff Reduc. &amp; Oper. Efficiencies</b> - In order to attain administrative efficiencies, agency budgets are reduced for FTE staff years, salaries, benefits, and other operating costs. (General Fund-State, General Fund-Federal)</p> |
|---|--|

\* Please see the 2003 Supplemental Operating Budget Section for additional information.



**Department of Social & Health Services  
Division of Alcohol and Substance Abuse**

**WORKLOAD HISTORY**  
By Fiscal Year

	1996	1997	1998	1999	2000	2001	2002	Estimated		
								2003	2004	2005
<b>ADATSA - Assessment</b>										
Avg Monthly Assessments	1,284	1,199	1,194	1,162	1,167	1,112	1,176	1,100	1,120	1,120
% Change from prior year		-6.6%	-0.4%	-2.7%	0.4%	-4.7%	5.8%	-6.5%	1.8%	0.0%
<b>ADATSA - Outpatient Treatment</b>										
Avg Monthly Admissions	325	308	322	340	351	357	386	370	375	375
% Change from prior year		-5.2%	4.5%	5.6%	3.2%	1.7%	8.1%	-4.1%	1.4%	0.0%
<b>ADATSA - Residential</b>										
Avg Monthly Admissions	610	631	673	633	574	596	575	578	565	565
% Change from prior year		3.4%	6.7%	-5.9%	-9.3%	3.8%	-3.5%	0.5%	-2.2%	0.0%

*The Alcoholism and Drug Addiction Treatment and Support Act (ADATSA) was established in 1987.*

*Workloads in ADATSA services are limited to openings available.*

Data Sources:

*FY 1996 through FY 2002 actuals provided by the DSHS Budget Division.*

*FY 2003 through FY 2005 estimates provided by the Division of Alcohol and Substance Abuse.*

**Department of Social and Health Services  
Medical Assistance Payments**

(Dollars in Thousands)

	<u>GF-S</u>	<u>Other</u>	<u>Total</u>
<b>2001-03 Expenditure Authority</b>	<b>2,205,908</b>	<b>4,945,668</b>	<b>7,151,576</b>
2003 Supplemental *	67,406	-668,751	-601,345
<b>Total 2001-03 Biennium</b>	<b>2,273,314</b>	<b>4,276,917</b>	<b>6,550,231</b>
<b>2003-05 Maintenance Level</b>	<b>2,728,265</b>	<b>4,865,796</b>	<b>7,594,061</b>
<b>Policy Changes</b>			
1. Additional Newborn Screening Tests	424	424	848
2. Transfer AIDS Insurance Program	-6,798	0	-6,798
3. Consolidated Drug Purchasing	-24,200	-22,340	-46,540
4. General Inflation	-388	-785	-1,173
5. DME Efficiencies	-2,000	-2,000	-4,000
6. Pension Funding Change	-343	-357	-700
7. Eliminate Community Inpatient Pool	-2,248	4,496	2,248
8. Limit Waiver Enrollment Growth	-2,745	-2,745	-5,490
9. Spousal Resource Limits	-1,000	-1,000	-2,000
10. Shift GA-U Proof of Disability	-7,069	0	-7,069
11. State Savings from MI Elimination	-105,086	19,341	-85,745
12. Increase Rural Hospital Grants	0	6,200	6,200
13. Increase Other Hospital Grants	-32,000	84,160	52,160
14. Adult Dental Services	-11,725	-11,001	-22,726
15. Adult Vision Services	-117	-117	-234
16. Medical Equipment Co-Pay	-768	-768	-1,536
17. Managed Care Rate Increases	-24,926	-76,871	-101,797
18. Increased Eligibility Verification	-12,151	-39,033	-51,184
19. Children's Medical Premiums	0	-67,038	-67,038
20. Immigrant Prenatal Care	-37,753	37,753	0
21. Medicaid Integration Project	-6,335	-6,335	-12,670
22. Transfer Trauma Funding	0	19,800	19,800
23. Staff Reduc. & Oper. Efficiencies	-840	-874	-1,714
<b>Total 2003-05 Biennium</b>	<b>2,450,197</b>	<b>4,806,706</b>	<b>7,256,903</b>
Fiscal Year 2004 Total	1,184,774	2,369,292	3,554,066
Fiscal Year 2005 Total	1,265,423	2,437,414	3,702,837

**Comments:**

- 1. Additional Newborn Screening Tests** - The State Board of Health has recommended that all newborns be screened by the state public health laboratory for five additional disorders which can cause mental or motor retardation, blindness, hearing loss, physical abnormalities, and/or death if undetected. Washington is the only state which does not screen for one of the disorders, and among the roughly half which presently do not screen for the other four. Testing for the five disorders will result in an estimated \$20.50 (50 percent) increase in the fee charged for newborn screenings. This item represents the share of that cost borne by the state's Medical Assistance Program, which pays for 43 percent of all births in the state. (General Fund-State, General Fund-Federal)
- 2. Transfer AIDS Insurance Program** - Administrative responsibility for the Evergreen Health Insurance Program, which pays for insurance coverage for persons with AIDS who are not eligible for Medicaid, is transferred from the Department of Social and Health Services to the Department of Health. This will consolidate management and budgetary responsibility for all non-Medicaid services for persons with HIV disease into a single agency.
- 3. Consolidated Drug Purchasing** - The Medical Assistance Administration, the Health Care Authority, and the Department of Labor and Industries will consolidate their drug purchasing by jointly developing a list of drugs in each of at least 16 therapeutic classes which will be prioritized for state-agency purchase. The prioritized list will be developed by a statewide pharmacy and therapeutics committee, consisting of nine professional members, based upon safety, efficacy, and cost. This will reduce the rate of growth in state drug expenditures by prioritizing purchase of less costly, safe, and effective brands and by creating a financial incentive for manufacturers of more expensive brands to provide price discounts. Drugs not on the priority list are expected to be authorized approximately one-third of the time, in order to assure recipients have access to drugs best suited to their particular medical condition. (General Fund-State, General Fund-Federal)

## Department of Social and Health Services Medical Assistance Payments

4. **General Inflation** - Agencies are required to find sufficient efficiencies in their operations to cover the cost of inflation in the goods, services, and supplies needed for performance of their missions. (General Fund-State, General Fund-Federal, Health Services Account-State)
5. **DME Efficiencies** - Savings are achieved by implementing a combination of cost containment and utilization strategies sufficient to reduce General Fund-State costs for durable medical equipment (DME) and supplies in FY 2005 by approximately 5 percent below the level projected for FY 2005 in the February 2003 forecast. The primary strategy considered shall be selective or direct contracting with DME and supply vendors or manufacturers. (General Fund-State, General Fund-Federal)
6. **Pension Funding Change** - Savings are achieved by adopting a new actuarial method for smoothing returns on assets for the Public Employees' Retirement System (PERS), the School Employees' Retirement System, and the Teachers' Retirement System (TRS). The new method varies the length of smoothing of a particular year's gain or loss depending on the difference from the actuarially-assumed rate of investment return. In addition, no contributions will be made toward the unfunded liabilities in the PERS and TRS Plans 1 during FY 2004 and FY 2005. (General Fund-State, General Fund-Federal)
7. **Eliminate Community Inpatient Pool** - The Mental Health Program will no longer make annual grants to assist local communities in maintaining and expanding their capacity to provide emergency psychiatric services at community hospitals. As a result, federal funds previously budgeted for that purpose can instead be used to offset state expenditures for medical assistance services. (General Fund-State, General Fund-Local, General Fund-Federal)
8. **Limit Waiver Enrollment Growth** - The Department of Social and Health Services (DSHS) is directed to establish waiting lists to the extent necessary to limit growth in the Community Options Program Entry System (COPEs) long-term care waiver to 1.1 percent per year. This is expected to result in an average of about 550 fewer elderly and disabled persons per year qualifying for publicly-funded medical assistance services. (General Fund-State, General Fund-Federal)
9. **Spousal Resource Limits** - The Aging and Disability Services Administration is to reduce the amount of cash, savings, and other liquid assets which a couple may retain and still qualify for publicly-funded long-term care. This is expected to result in approximately 300 fewer persons per month qualifying for Medicaid coverage of their acute and long-term care costs. (General Fund-State, General Fund-Federal)
10. **Shift GA-U Proof of Disability** - Savings are achieved by implementing legislation that requires DSHS to discontinue benefits for General Assistance-Unemployable (GA-U) clients unless the client demonstrates that their medical or mental condition has not improved and they therefore still need a GA-U cash grant and medical benefits.
11. **State Savings from MI Elimination** - The Medically Indigent (MI) Program is eliminated. The program provided partial compensation to hospitals and physicians for emergency care delivered to low-income, uninsured persons and operated as an open-ended, fully state-funded entitlement. (General Fund-State, General Fund-Local, General Fund-Federal)
12. **Increase Rural Hospital Grants** - To mitigate the effect of the elimination of the MI Program, grant payments to rural hospitals are increased by \$3.1 million total funds per year. In determining the distribution of grants to rural hospitals, the Department is directed to adopt a new formula for allocating funds under the program, so that hospitals which are operating at a loss, or with a relatively small net positive margin, are allocated more of the available revenue than are more profitable hospitals. (Health Services Account-State, General Fund-Federal)
13. **Increase Other Hospital Grants** - To mitigate the effect of the elimination of the MI Program, grant payments to non-rural hospitals are increased by \$26.1 million total funds per year. In determining the distribution of grants to hospitals, the Department is directed to adopt a new formula for allocating funds under the program, so that hospitals which are operating at a loss, or with a relatively small net positive margin, are allocated more of the available revenue than are more profitable hospitals. In order to align programs with revenue sources, the budget also replaces the General Fund-State funding for the original program with Health Services Account funds. (General Fund-State, Health Services Account-State, General Fund-Federal)
14. **Adult Dental Services** - As an alternative to eliminating non-emergency dental services for adults, the Department is directed to reduce the scope of benefits provided by approximately 25 percent. In developing a new benefit, the Department is directed to work with dental providers and recipient representatives to select the highest priority procedures to include in the reduced benefit. (General Fund-State, General Fund-Federal)
15. **Adult Vision Services** - As an alternative to eliminating optical services and eyeglasses for adults, the budget requires recipients to make a \$2 co-pay for adult optical services and equipment costing \$25 - \$50, and a \$3 co-pay for those costing more than \$50. These are the maximum co-pays allowed by federal Medicaid rules. (General Fund-State, General Fund-Federal)
16. **Medical Equipment Co-Pay** - Savings are achieved by requiring Medicaid recipients to make a \$2 co-pay for medical supplies and equipment costing \$25 - \$50, and a \$3 co-pay for supplies and equipment costing more than \$50. These amounts are the maximum co-pays allowed by federal Medicaid rules. (General Fund-State, General Fund-Federal)

## Department of Social and Health Services Medical Assistance Payments

17. **Managed Care Rate Increases** - Funding is provided to increase managed care payment rates by an average of 1.5 percent in calendar year 2004, and by an average of 5.0 percent in calendar year 2005. (General Fund-State, General Fund-Federal)
18. **Increased Eligibility Verification** - As provided in the 2003 supplemental budget, the Department will increase efforts to assure that recipients of publicly-funded medical assistance meet applicable income, residency, and other eligibility requirements. Specific changes include: (1) verifying applicants' declared income through employer contacts and electronic records checks; (2) re-verifying eligibility at least every six months, rather than annually as was previously done for children's and family medical coverage; and (3) discontinuing coverage if subsequent income changes make the child ineligible for coverage, rather than continuing the coverage for a full year despite such changes as was previously done.
- These changes are expected to result in approximately 4,800 (1.9 percent) fewer persons qualifying for publicly-funded medical assistance in FY 2004, and in approximately 19,000 (3.4 percent) fewer receiving such assistance in FY 2005. The FY 2004 savings are significantly lower because electronic eligibility system changes needed to implement the six-month eligibility changes cannot be implemented until January 2004.
- In addition, these changes are expected to result in \$4.3 million (\$2.1 million state funds) of avoided expenditures in the Mental Health Program. Additionally, 80 FTEs are funded in the Economic Services Administration to conduct the necessary eligibility reviews, at a cost of \$7.8 million (\$4.8 million state funds). The net state savings from this change are expected to total approximately \$23 million for the biennium. (General Fund-State, Health Services Account-State, General Fund-Federal)
19. **Children's Medical Premiums** - The Department is to obtain approval of a federal waiver under which families with incomes over the poverty level will be required to pay monthly premiums for their children's medical, dental, and vision coverage. Premiums are expected to total \$15 per child per month for families with income between 100-150 percent of poverty (\$1,300 - \$1,900 per month for a family of three); \$20 per child per month for families with incomes up to 200 percent of poverty (\$2,500 per month for a family of three); and \$25 per child per month for families with incomes between 200-250 percent of poverty (\$3,200 per month for a family of three). Premiums will be capped at three children per household.
- The projected savings anticipate that an average of approximately 10 percent of the families subject to premium payments will drop their medical coverage. This will result in an average of about 20,000 fewer children receiving publicly-funded medical assistance coverage in FY 2005, and accounts for about 50 percent of the total projected savings. Approximately \$3.0 million in state funds are included for administrative costs in the Economic Services Administration and the Office of Financial Recovery to accomplish the premium collections, and approximately \$2.1 million of reduced state expenditures will occur in the Mental Health Program as a result of the reduction in the number of eligible children. (Health Services Account-State, General Fund-Federal)
20. **Immigrant Prenatal Care** - Washington is one of 12 states which use state funds to provide prenatal coverage for low-income women who are not eligible for Medicaid because of their immigration status. Savings are achieved as a result of new federal regulations under which the state expects to cover approximately 65 percent of the cost of such care with federal funds from the State Children's Health Insurance Program (SCHIP). The Department is directed to obtain all available federal funding, and to implement additional cost-control measures, to the extent necessary to limit total state expenditures for this coverage to \$20.8 million for the biennium. (General Fund-State, General Fund-Federal)
21. **Medicaid Integration Project** - DSHS plans to contract with a specialty organization to provide medical care to interested nursing home residents. Based upon similar efforts conducted on a limited basis in other states, the Department anticipates that total state hospitalization expenditures for nursing home residents can be reduced by 20 percent, and drug expenditures by 10 percent, through increased access to specialized care. The extent to which savings are actually occurring will begin to be known approximately one year after initial implementation. The Department also plans to seek a waiver arrangement with the federal government, so that the state may share in the substantial hospitalization savings which will accrue to the federal Medicare program if this state effort is successful. (General Fund-State, General Fund-Federal)
22. **Transfer Trauma Funding** - Emergency Medical Services and Trauma Account revenues previously appropriated to DSHS are partially transferred to the Department of Health (DOH). Funds appropriated to DOH will be distributed among hospitals and other trauma services through fixed grants and contracts. Funds appropriated to DSHS will be used to provide increased reimbursement for trauma-related services under the regular federal Medicaid program. DSHS is directed to implement a system to assure that state expenditures for increased reimbursement do not exceed the amount appropriated from the Emergency Medical Services and Trauma Account and do not include federal disproportionate share hospital funding not specifically appropriated for this purpose. The previous system of attempting to distribute such funding through add-ons to the standard Medicaid fee-for-service payment rates in order to generate federal matching funds resulted in over-expenditures of \$3.8 million in FY 2000; \$13 million in FY 2001; and an additional \$11 million through the first ten months of FY 2002. Those over-expenditures had to be paid by the state general fund, rather than by the special-purpose trauma fund. Due to an

## Department of Social and Health Services Medical Assistance Payments

error in the budgeting process, total trauma account appropriations to the Medical Assistance Administration exceed available revenues by \$9.2 million. The error will be corrected in the 2004 Supplemental Appropriations Act. (Emergency Medical Services and Trauma Account-State)

23. **Staff Reduc. & Oper. Efficiencies** - In order to attain administrative efficiencies, agency budgets are reduced for FTE staff years, salaries, benefits, and other operating costs. (General Fund-State, General Fund-Federal)

\* Please see the 2003 Supplemental Operating Budget Section for additional information.

**Department of Social & Health Services  
Medical Assistance Payments**

**WORKLOAD HISTORY**  
By Fiscal Year

	1996	1997	1998	1999	2000	2001	2002	Estimated		
								2003	2004	2005
<b>Categorically Needy</b>	<b>653,083</b>	<b>697,456</b>	<b>704,900</b>	<b>691,838</b>	<b>718,286</b>	<b>766,349</b>	<b>789,351</b>	<b>827,769</b>	<b>857,193</b>	<b>865,908</b>
AFDC/TANF	320,540	310,247	286,965	254,023	249,938	268,785	272,133	274,480	277,786	277,914
Elderly	38,716	42,050	45,047	47,336	50,408	51,757	53,144	54,148	54,835	55,332
Disabled	94,848	94,962	95,010	96,640	100,187	106,870	115,184	119,453	123,527	127,734
Non-AFDC Children	162,748	211,707	239,487	254,069	276,272	293,904	319,829	348,094	367,942	370,464
Non-AFDC Pregnant Women	19,043	20,853	21,430	21,851	21,702	22,353	23,960	25,759	26,760	27,762
Undocumented Children	13,000	13,468	13,050	13,297	15,328	18,100	0	0	0	0
Medicare Beneficiaries	4,188	4,169	3,911	4,622	4,451	4,580	5,017	5,558	5,866	6,081
Breast & Cervical Cancer							69	127	187	209
Medicaid Buy-In							15	150	289	412
<b>Medically Needy</b>	<b>11,395</b>	<b>10,245</b>	<b>11,059</b>	<b>11,596</b>	<b>12,566</b>	<b>13,465</b>	<b>14,605</b>	<b>16,201</b>	<b>17,469</b>	<b>18,735</b>
AFDC-Related	1,433	0	0	0	0	0	0	0	0	0
Elderly	4,295	4,341	4,625	4,822	5,158	5,642	6,047	6,573	7,077	7,590
Disabled	5,576	5,765	6,356	6,650	7,299	7,752	8,486	9,558	10,320	11,073
All Others	91	139	78	124	109	71	72	70	72	72
<b>Children's Health Insurance Program</b>				2	355	3,378	6,060	7,986	10,507	11,883
<b>General Assistance/ADATSA</b>										
# Persons/Month	11,786	12,997	13,179	12,911	11,716	11,987	11,642	9,645	8,778	8,631
<b>State Medically Indigent</b>										
# Persons/Month	2,060	2,003	2,284	2,271	2,457	2,690	3,346	3,931	0	0
<b>Refugees</b>										
# Persons/Month	1,411	1,064	1,353	1,319	1,004	1,135	931	813	869	660
<b>Total Eligibles per Month</b>	<b>679,735</b>	<b>723,765</b>	<b>732,775</b>	<b>719,935</b>	<b>746,384</b>	<b>799,004</b>	<b>825,935</b>	<b>866,345</b>	<b>894,815</b>	<b>905,817</b>
% Change from prior year		6.5%	1.2%	-1.8%	3.7%	7.0%	3.4%	4.9%	3.3%	1.2%

*Data Sources:*

*DSHS Budget Division, Office of Forecasting and Policy Analysis, February 2003 Forecast.*

## Department of Social and Health Services Vocational Rehabilitation

(Dollars in Thousands)

	GF-S	Other	Total
<b>2001-03 Expenditure Authority</b>	<b>20,520</b>	<b>82,595</b>	<b>103,115</b>
2003 Supplemental *	-14	-50	-64
<b>Total 2001-03 Biennium</b>	<b>20,506</b>	<b>82,545</b>	<b>103,051</b>
<b>2003-05 Maintenance Level</b>	<b>19,815</b>	<b>80,625</b>	<b>100,440</b>
<b>Policy Changes</b>			
1. General Inflation	-48	-287	-335
2. Pension Funding Change	-247	0	-247
3. Increase Work Opportunities	862	5,905	6,767
<b>Total 2003-05 Biennium</b>	<b>20,382</b>	<b>86,243</b>	<b>106,625</b>
Fiscal Year 2004 Total	10,180	42,543	52,723
Fiscal Year 2005 Total	10,202	43,700	53,902

**Comments:**

1. **General Inflation** - Agencies are required to find sufficient efficiencies in their operations to cover the cost of inflation in the goods, services, and supplies needed for performance of their missions. (General Fund-State, General Fund-Federal)
  
2. **Pension Funding Change** - Savings are achieved by adopting a new actuarial method for smoothing returns on assets for the Public Employees' Retirement System (PERS), the School Employees' Retirement System, and the Teachers' Retirement System (TRS). The new method varies the length of smoothing of a particular year's gain or loss depending on the difference from the actuarially-assumed rate of investment return. In addition, no contributions will be made toward the unfunded liabilities in the PERS and TRS Plans 1 during FY 2004 and FY 2005.
  
3. **Increase Work Opportunities** - Sufficient state funding is provided to collect the full amount of federal vocational rehabilitation funding expected to be available to Washington in 2003-05. With this funding, an average of 18,000 people with significant disabilities are expected to receive job training and placement services each year and 4,000 are expected to become competitively employed. (General Fund-State, General Fund-Federal)

\* Please see the 2003 Supplemental Operating Budget Section for additional information.

**Department of Social and Health Services  
Administration & Supporting Services**

(Dollars in Thousands)

	<u>GF-S</u>	<u>Other</u>	<u>Total</u>
<b>2001-03 Expenditure Authority</b>	<b>52,838</b>	<b>47,945</b>	<b>100,783</b>
2003 Supplemental *	2,399	1,022	3,421
<b>Total 2001-03 Biennium</b>	<b>55,237</b>	<b>48,967</b>	<b>104,204</b>
<b>2003-05 Maintenance Level</b>	<b>54,312</b>	<b>46,420</b>	<b>100,732</b>
<b>Policy Changes</b>			
1. General Inflation	-132	-479	-611
2. Pension Funding Change	-482	-158	-640
3. Children's Medical Premiums	945	946	1,891
4. Required SSP Funding	10,000	0	10,000
5. RHC Consolidation	1,236	1,236	2,472
6. Reduce Admin & Support Services	-2,181	-935	-3,116
7. SSP Coordination	240	80	320
8. HIPAA Standard Transactions	200	200	400
9. Staff Reduc. & Oper. Efficiencies	-2,244	-748	-2,992
<b>Total 2003-05 Biennium</b>	<b>61,894</b>	<b>46,562</b>	<b>108,456</b>
Fiscal Year 2004 Total	35,926	23,141	59,067
Fiscal Year 2005 Total	25,968	23,421	49,389

**Comments:**

1. **General Inflation** - Agencies are required to find sufficient efficiencies in their operations to cover the cost of inflation in the goods, services, and supplies needed for performance of their missions. (General Fund-State, General Fund-Federal)

2. **Pension Funding Change** - Savings are achieved by adopting a new actuarial method for smoothing returns on assets for the Public Employees' Retirement System (PERS), the School Employees' Retirement System, and the Teachers' Retirement System (TRS). The new method varies the length of smoothing of a particular year's gain or loss depending on the difference from the actuarially-assumed rate of investment return. In addition, no contributions will be made toward the unfunded liabilities in the PERS and TRS Plans 1 during FY 2004 and FY 2005.

This reduction in DSHS central administration includes the savings associated with the Information Services Division FTEs. The Department shall identify which programs should receive what portion of this reduction as part of their 2004 supplemental budget request. (General Fund-State, General Fund-Federal)

3. **Children's Medical Premiums** - The Department is to obtain approval of a federal waiver under which families with incomes over the poverty level will be required to pay monthly premiums for their children's medical, dental, and vision coverage. Premiums are expected to total \$15 per child per month for families with income between 100-150 percent of poverty (\$1,300 - \$1,900 per month for a family of three); \$20 per child per month for families with incomes up to 200 percent of poverty (\$2,500 per month for a family of three);

and \$25 per child per month for families with incomes between 200-250 percent of poverty (\$3,200 per month for a family of three). Premiums will be capped at three children per household.

Approximately \$3.0 million in state funds are included for administrative costs in the Economic Services Administration and the Office of Financial Recovery to accomplish the premium collections, and approximately \$2.1 million of reduced expenditures will occur in the Mental Health Program as a result of the reduction in the number of eligible children. (General Fund-State, General Fund-Federal)

4. **Required SSP Funding** - Funding is provided for one-time expenditures needed to meet the federally-required level for Supplemental Security Income State Supplemental Payments (SSP). The Department may transfer a portion of this amount to other programs within the agency to accomplish this purpose. Once a final plan for meeting the SSP requirement is developed, the Department shall place in unallotted status the amount of this appropriation that is not needed to meet the requirement.

5. **RHC Consolidation** - The Department shall consolidate vacancies across all Residential Habilitation Centers (RHCs) in order to downsize Fircrest School. Funding is provided in the Developmental Disabilities budget for community services for residents of RHCs who choose to move to community placements. One-time funding is also provided in the DSHS Administration budget to support the transition of residents to other RHCs. (General Fund-State, General Fund-Federal)



## Department of Social and Health Services Administration & Supporting Services

6. **Reduce Admin & Support Services** - Administrative funding is reduced by 4 percent. (General Fund-State, General Fund-Federal)
7. **SSP Coordination** - Funding is provided for agency-wide coordination of Supplemental Security Income State Supplemental Payments. (General Fund-State, General Fund-Federal)
8. **HIPAA Standard Transactions** - Funding is provided to implement standards for electronic transactions to comply with the Health Insurance Portability and Accountability Act (HIPAA). Funding provided within the Administration and Supporting Services Program is for any required changes in central agency reporting functions that must be done as a result of changes in the Medicaid Management Information System (MMIS). Funding is not provided for major changes to DSHS payment systems beyond MMIS. Funding for changes to MMIS is provided within the Medical Assistance Administration Program. (General Fund-State, General Fund-Federal)
9. **Staff Reduc. & Oper. Efficiencies** - In order to attain administrative efficiencies, agency budgets are reduced for FTE staff years, salaries, benefits, and other operating costs. (General Fund-State, General Fund-Federal)

\* Please see the 2003 Supplemental Operating Budget Section for additional information.

**Department of Social and Health Services  
 Payments to Other Agencies**

(Dollars in Thousands)

	<u>GF-S</u>	<u>Other</u>	<u>Total</u>
<b>2001-03 Expenditure Authority</b>	<b>86,106</b>	<b>26,665</b>	<b>112,771</b>
<b>2003-05 Maintenance Level</b>	<b>85,508</b>	<b>26,446</b>	<b>111,954</b>
<b>Policy Changes</b>			
1. General Inflation	-72	-12	-84
2. Revolving Funds	-1,414	-636	-2,050
3. Self-Insurance Premiums	0	16,196	16,196
<b>Total 2003-05 Biennium</b>	<b>84,022</b>	<b>41,994</b>	<b>126,016</b>
Fiscal Year 2004 Total	42,011	20,997	63,008
Fiscal Year 2005 Total	42,011	20,997	63,008

**Comments:**

- General Inflation** - Agencies are required to find sufficient efficiencies in their operations to cover the cost of inflation in the goods, services, and supplies needed for performance of their missions. (General Fund-State, General Fund-Federal)
- Revolving Funds** - Funding levels for services provided by other state agencies, such as the Office of the Attorney General, are adjusted to reflect what those agencies are expected to bill for their services. (General Fund-State, General Fund-Federal)
- Self-Insurance Premiums** - State agencies pay an annual self-insurance premium to fund the state's Self-Insurance Liability Program. This program is responsible for paying costs related to tort lawsuits associated with state agency programs. An agency's self-insurance premium is based on factors such as past and current claims experience, the agency staffing levels, and estimated obligations. This item reflects the increased amount for the agency's self-insurance premium in the 2003-05 biennium. (General Fund-Federal)

# Other Human Services

## **Basic Health Plan**

State expenditures are reduced by dropping the number of persons covered by the program and by increasing the share of benefit costs that is borne by enrollees. Enrollment is gradually reduced from approximately 121,000 enrollees at the beginning of the 2003-05 biennium by limiting new admissions until a budgeted enrollment level of 100,000 enrollees is achieved. This is projected to occur by February 2004. Beginning in 2004, the state cost of covered benefits will be reduced by approximately 18 percent by raising enrollee premiums, co-pays, and deductibles.

## **Prescription Drug Purchasing**

The Medical Assistance Administration, the Health Care Authority, and the Department of Labor and Industries will consolidate their drug purchasing by jointly developing a list of drugs in each of at least 16 therapeutic classes to be prioritized for state-agency purchase. The prioritized list will be based upon safety, efficacy, and cost, and will be developed by a statewide pharmacy and therapeutics committee consisting of nine professional members. This is expected to reduce the growth in state drug expenditures by \$84 million (\$30 million state funds) across the three agencies.

A pharmacy connection program will be established by the Health Care Authority through a contract with a university or other qualified organization to link state residents with manufacturer-sponsored drug assistance programs. This new program will employ staff, students, and volunteers to help persons who do not have prescription drug coverage in identifying and applying for the particular manufacturer-sponsored program which best fits the individual's income level and pharmaceutical needs.

## **Criminal Justice Training Commission**

Funding in the amount of \$250,000 is provided for the Washington Association of Sheriffs and Police Chiefs to staff and support a web site with information about registered sex offenders.

## **Department of Labor and Industries**

### Enhanced Collections

The operating budget appropriates \$1 million to the Department of Labor and Industries (L&I) for additional staff and support for the Collections Unit, which is responsible for all collections activity related to employers who do not pay proper workers' compensation premiums or do not pay fines for worker safety violations; the Provider Fraud Investigation Program, which audits, investigates, and gathers information on alleged frauds and abuse; and the Third Party Unit, which recovers costs of workers' compensation claims from liable parties. The additional staff and funds are estimated to increase biennial collections by an additional \$8.2 million.

### Enhanced Customer Service

In the 2001-03 biennium, L&I conducted a feasibility study of methods to exchange workers' compensation claim-related information electronically with employers, health care providers, and workers. The feasibility study supported a comprehensive new system for electronic management of workers' compensation claims and employer information. The operating budget appropriates \$9.9 million from the state Medical Aid and Accident Accounts to build the Online Reporting and Customer Access Project, which will allow customers to exchange information and establish and manage workers' compensation claims on-line 24 hours per day.

### **Home Care Quality Authority**

Funding in the amount of \$150,000 is provided for the design and development of the home care provider registry required pursuant to Chapter 3, Laws of 2002 (Initiative 775).

The Legislature rejects the collective bargaining agreement entered into by the Home Care Quality Authority and the exclusive bargaining representative of individual home care providers.

### **Department of Health**

The 2003-05 budget includes new funding for the following activities: \$1.1 million for policy development and technical assistance regarding new water conservation requirements; \$266,000 for an increase in statewide coordination and quality enhancement of local food safety inspection efforts; \$2.4 million for increased laboratory testing of newborns; \$222,000 for technical assistance to hospitals regarding detection of hearing impairments in newborns; and \$150,000 for the design of a state plan for the treatment and prevention of Hepatitis C. Most of these increases are to be supported by increased fees or private contributions, rather than by general state revenues.

The state and local fee for certified copies of birth and death certificates is increased to \$17.00. This raises \$5.9 million of new revenue, which will be used to: (1) reduce the state subsidy of the vital records and statistics system by \$2.4 million; and (2) develop and implement an Internet-based electronic death registration system.

AIDS Prescription Drug Program expenditures are projected to grow at 15 percent per year in 2003-05. About half of the increase results from increased enrollment, and the remainder is primarily due to higher drug costs associated with manufacturer price increases and the introduction of new treatment regimens. The state cost of these expenditure increases is limited to \$4.9 million, \$1.5 million less than what would otherwise be needed, by requiring recipients to participate in cost-sharing to the maximum extent allowed under the federal Ryan White Care Act.

The 2003-05 budget eliminates state-funded expenditures on the following programs: the Comprehensive Hospital Accounting and Reporting System, for a savings of \$1.5 million; the Child Death Review Program, for a savings of \$1.0 million; and a tax subsidy for the inspection and testing of recreational shellfish beds, which will instead be funded by a \$2.00 increase in recreational shellfish licensing fees.

### **Department of Corrections**

Savings in the amount of \$40.1 million are achieved through the implementation of Chapter 379, Laws of 2003 (ESSB 5990), which: (1) advances the effective date of a new drug offender sentencing grid enacted during the 2002 legislative session from July 1, 2004, to July 1, 2003; (2) changes the maximum amount of earned release time that certain offenders may earn from 33 percent of their sentence to 50 percent; (3) reduces the amount of early release time an offender may earn for serious violent and Class A sex offenses from 15 percent to 10 percent of the sentence; (4) shifts responsibility for the billing and collection of outstanding legal financial obligations for offenders under supervision only for this purpose from the Department of Corrections (DOC) to the Office of the Administrator for the Courts and county clerks; and (5) eliminates community supervision for certain low- and moderate-risk offenders. These sentencing changes are expected to result in an additional \$1.8 million in savings associated with a reduction in the number of offenders requiring substance abuse treatment.

Funding in the amount of \$400,000 is provided to address community corrections officer training issues related to the implementation of the Offender Accountability Act (Chapter 196, Laws of 1999).

DOC, in consultation with the Washington Association of Sheriffs and Police Chiefs (WASPC) and the Department of Social and Health Services, will implement a pilot project to test the availability, reliability, and effectiveness of an electronic monitoring system for sex offenders. Funding in the amount of \$100,000 is provided to the Department for the purposes of establishing the pilot project. WASPC is to report on the results of the pilot project by January 31, 2004.

**Employment Security Department**

A total of \$4 million of federal and state funds (non general fund) are provided to decrease fraud in the unemployment insurance (UI) system. Funds will be used to increase UI benefit overpayment prevention and detection by initiating a social security number cross-match and increasing investigation and collection staff.

Funding is also provided for better services for UI claimants. The amount of \$8.7 million of federal and state funds (non general fund) will be used to expedite the unemployment filing process and re-employment of claimants who are currently drawing UI by providing new technology, effective links to employers, and job search review.

## Washington State Health Care Authority

(Dollars in Thousands)

	GF-S	Other	Total
<b>2001-03 Expenditure Authority</b>	<b>6,655</b>	<b>715,890</b>	<b>722,545</b>
2003 Supplemental *	0	-58,132	-58,132
<b>Total 2001-03 Biennium</b>	<b>6,655</b>	<b>657,758</b>	<b>664,413</b>
<hr/>			
<b>2003-05 Maintenance Level</b>	<b>0</b>	<b>915,858</b>	<b>915,858</b>
<b>Policy Changes</b>			
1. Consolidated Drug Purchasing	0	1,159	1,159
2. I-773 Basic Health Expansion	0	-206,146	-206,146
3. General Inflation	0	-209	-209
4. Managed BHP Enrollment	0	-15,341	-15,341
5. Restructure the Basic Health Plan	0	-156,778	-156,778
6. Pharmacy Connection Program	0	500	500
7. Pension Funding Change	0	-246	-246
8. Revolving Funds	0	-140	-140
9. Staff Reduc. & Oper. Efficiencies	0	-498	-498
<hr/>			
<b>Total 2003-05 Biennium</b>	<b>0</b>	<b>538,159</b>	<b>538,159</b>
Fiscal Year 2004 Total	0	275,463	275,463
Fiscal Year 2005 Total	0	262,696	262,696

**Comments:**

1. **Consolidated Drug Purchasing** - Funding is provided for the Medical Assistance Administration, the Health Care Authority, and the Department of Labor and Industries to consolidate their drug purchasing by jointly developing a list of drugs in each of at least 16 therapeutic classes to be prioritized for state agency purchase. The prioritized list will be based upon safety, efficacy, and cost and will be developed by a statewide pharmacy and therapeutics committee consisting of nine professional members. This is expected to reduce the growth in state drug expenditures by \$84 million (\$30 million state funds) across the three agencies. This item funds the administrative cost of operating the program. (State Health Care Authority Administrative Account-State, Health Services Account-State, Medical Aid Account-State, General Fund-Federal)
2. **I-773 Basic Health Expansion** - Savings are achieved by halting the expansion of enrollment in the Basic Health Plan (BHP). This item represents the difference in cost between the increase to 160,000 persons for which funding is assumed in the budget base, and the projected June 2003 enrollment of 120,777 persons funded in the 2003 Supplemental Budget. (Health Services Account-State, General Fund-Federal, Basic Health Trust Account-Non-Appropriated)
3. **General Inflation** - Agencies are required to find sufficient efficiencies in their operations to cover the cost of inflation in the goods, services, and supplies needed for performance of their missions. (General Fund-Federal, Health Care Authority Administrative Account-State)
4. **Managed BHP Enrollment** - Savings are achieved by limiting admissions to the BHP until the target level of 100,000 enrollees is reached. Subsidized enrollment is expected to decrease to approximately 103,000 by December 2003, and it is anticipated that enrollment will reach the 100,000 targeted level early in calendar year 2004. Under the Health Care Authority's managed enrollment policy, the only persons admitted to the BHP are: (1) those who have temporarily left the program due to a Medicaid-covered pregnancy; (2) children not eligible for Medicaid due to their immigration status; (3) enrollees who become current on their account after losing a month's coverage due to late payment; and (4) new dependents of existing enrollees. (Health Services Account-State, Basic Health Trust Account-Non-Appropriated)
5. **Restructure the Basic Health Plan** - Sufficient funding is provided for approximately 100,000 persons per month to receive state-subsidized health insurance coverage through the BHP from January 2004 through June 2005. Beginning in 2004, the BHP is to be restructured to reduce the state cost of covered services by approximately 18 percent. The revised benefit package is expected to include the following increases in enrollees' out-of-pocket costs: a \$250 annual deductible; a \$5 increase in office visit co-pays; a \$3-\$7 increase in co-pays for prescription drugs; a \$200 increase in the cost of a hospital stay; and a \$60-\$70 annual increase, depending upon income, in the minimum premium charged to enrollees whose incomes are below 125 percent of the poverty level. (Health Services Account-State, General Fund-Federal, Basic Health Trust Account-Non-Appropriated)
6. **Pharmacy Connection Program** - Funding is provided for the Health Care Authority to contract with a university or other qualified organization to link state residents with manufacturer-sponsored drug assistance programs. This new Pharmacy Connection Program will employ staff, students, and volunteers to help persons who do not have prescription drug coverage

## Washington State Health Care Authority

identify and apply for the particular manufacturer-sponsored program that best fits the individual's income level and pharmaceutical needs. (Health Services Account-State)

7. **Pension Funding Change** - Savings are achieved by adopting a new actuarial method for smoothing returns on assets for the Public Employees' Retirement System (PERS), the School Employees' Retirement System, and the Teachers' Retirement System (TRS). The new method varies the length of smoothing of a particular year's gain or loss depending on the difference from the actuarially-assumed rate of investment return. In addition, no contributions will be made toward the unfunded liabilities in the PERS and TRS Plans 1 during FY 2004 and FY 2005. (General Fund-Federal, Health Care Authority Administration Account-State, Health Services Account-State)
8. **Revolving Funds** - Funding levels for services provided by other state agencies, such as the Office of the Attorney General, are adjusted to reflect what those agencies are expected to bill for their services. (Health Care Authority Administrative Account-State, Health Services Account-State)
9. **Staff Reduc. & Oper. Efficiencies** - In order to attain administrative efficiencies, agency budgets are reduced for FTE staff years, salaries, benefits, and other operating costs. (General Fund-Federal, Health Care Authority Administrative Account-State, Health Services Account-State)

\* Please see the 2003 Supplemental Operating Budget Section for additional information.

# Washington State Health Care Authority

## WORKLOAD HISTORY

By Fiscal Year

	1996	1997	1998	1999	2000	2001	2002	2003	<u>Estimated</u>	
									2004	2005
<b>Basic Health Plan (Subsidized &amp; HCW)*</b>	61,773	124,348	127,582	129,873	130,995	132,667	123,730	128,937	106,346	101,335
% Change from prior year		101.3%	2.6%	1.8%	0.9%	1.3%	-6.7%	4.2%	-17.5%	-4.7%
Regular Enrollees	61,590	123,555	126,472	128,610	129,530	131,111	122,250	127,603	105,011	100,000
% Change from prior year		100.6%	2.4%	1.7%	0.7%	1.2%	-6.8%	4.4%	-17.7%	-4.8%
Subsidized Homecare Workers	184	792	1,110	1,263	1,464	1,556	1,481	1,335	1,335	1,335
% Change from prior year		331.2%	40.1%	13.8%	15.9%	6.3%	-4.8%	-9.9%	0.0%	0.0%

\* State subsidy for "regular" enrollees is provided through the Health Care Authority budget. State and federal subsidy for homecare worker (HCW) enrollees is provided in the DSHS Long-Term Care and Developmental Disabilities budgets.

Data Source :

FY 1994 through FY 2003 from the Health Care Authority.

FY 2004 and FY 2005 estimates from the legislative fiscal staff.



## Human Rights Commission

(Dollars in Thousands)

	GF-S	Other	Total
<b>2001-03 Expenditure Authority</b>	<b>5,307</b>	<b>1,644</b>	<b>6,951</b>
2003 Supplemental *	-136	250	114
<b>Total 2001-03 Biennium</b>	<b>5,171</b>	<b>1,894</b>	<b>7,065</b>
<hr/>			
<b>2003-05 Maintenance Level</b>	<b>5,434</b>	<b>1,715</b>	<b>7,149</b>
<b>Policy Changes</b>			
1. General Inflation	-27	-4	-31
2. Reduce Agency Spending	-478	-52	-530
3. Pension Funding Change	-26	-14	-40
4. Staff Reduc. & Oper. Efficiencies	-128	-36	-164
<hr/>			
<b>Total 2003-05 Biennium</b>	<b>4,775</b>	<b>1,609</b>	<b>6,384</b>
Fiscal Year 2004 Total	2,368	816	3,184
Fiscal Year 2005 Total	2,407	793	3,200

**Comments:**

1. **General Inflation** - Agencies are required to find sufficient efficiencies in their operations to cover the cost of inflation in the goods, services, and supplies needed for performance of their missions. (General Fund-State, General Fund-Federal)
  
2. **Reduce Agency Spending** - The Commission's total budget is reduced by 7 percent from maintenance level as a general activity cut. State general fund support is reduced by 9 percent. The Commission shall use its managerial discretion to reduce spending in those areas that have the least impact on client services and federal requirements. (General Fund-State, General Fund-Federal)
  
3. **Pension Funding Change** - Savings are achieved by adopting a new actuarial method for smoothing returns on assets for the Public Employees' Retirement System (PERS), the School Employees' Retirement System, and the Teachers' Retirement System (TRS). The new method varies the length of smoothing of a particular year's gain or loss depending on the difference from the actuarially-assumed rate of investment return. In addition, no contributions will be made toward the unfunded liabilities in the PERS and TRS Plans 1 during FY 2004 and FY 2005. (General Fund-State, General Fund-Federal)
  
4. **Staff Reduc. & Oper. Efficiencies** - In order to attain administrative efficiencies, agency budgets are reduced for FTE staff years, salaries, benefits, and other operating costs. (General Fund-State, General Fund-Federal)

\* Please see the 2003 Supplemental Operating Budget Section for additional information.

## Board of Industrial Insurance Appeals

(Dollars in Thousands)

	GF-S	Other	Total
<b>2001-03 Expenditure Authority</b>	<b>0</b>	<b>29,619</b>	<b>29,619</b>
<b>2003-05 Maintenance Level</b>	<b>0</b>	<b>30,695</b>	<b>30,695</b>
<b>Policy Changes</b>			
1. General Inflation	0	-190	-190
2. Pension Funding Change	0	-152	-152
3. Revolving Funds	0	20	20
4. Staff Reduc. & Oper. Efficiencies	0	-224	-224
<b>Total 2003-05 Biennium</b>	<b>0</b>	<b>30,149</b>	<b>30,149</b>
Fiscal Year 2004 Total	0	15,040	15,040
Fiscal Year 2005 Total	0	15,109	15,109

**Comments:**

1. **General Inflation** - Agencies are required to find sufficient efficiencies in their operations to cover the cost of inflation in the goods, services, and supplies needed for performance of their missions. (Accident Account-State, Medical Aid Account-State)
  
2. **Pension Funding Change** - Savings are achieved by adopting a new actuarial method for smoothing returns on assets for the Public Employees' Retirement System (PERS), the School Employees' Retirement System, and the Teachers' Retirement System (TRS). The new method varies the length of smoothing of a particular year's gain or loss depending on the difference from the actuarially-assumed rate of investment return. In addition, no contributions will be made toward the unfunded liabilities in the PERS and TRS Plans 1 during FY 2004 and FY 2005. (Accident Account-State, Medical Aid Account-State)
  
3. **Revolving Funds** - Funding levels for services provided by other state agencies, such as the Office of the Attorney General, are adjusted to reflect what those agencies are expected to bill for their services. (Accident Account-State, Medical Aid Account-State)
  
4. **Staff Reduc. & Oper. Efficiencies** - In order to attain administrative efficiencies, agency budgets are reduced for FTE staff years, salaries, benefits, and other operating costs. (Accident Account-State, Medical Aid Account-State)

## Washington State Criminal Justice Training Commission

(Dollars in Thousands)

	GF-S	Other	Total
<b>2001-03 Expenditure Authority</b>	<b>0</b>	<b>18,756</b>	<b>18,756</b>
<b>2003-05 Maintenance Level</b>	<b>0</b>	<b>18,861</b>	<b>18,861</b>
<b>Policy Changes</b>			
1. General Inflation	0	-227	-227
2. Pension Funding Change	0	-30	-30
3. Sex Offender Website	0	250	250
4. Revolving Funds	0	4	4
5. Staff Reduc. & Oper. Efficiencies	0	-172	-172
<b>Total 2003-05 Biennium</b>	<b>0</b>	<b>18,686</b>	<b>18,686</b>
Fiscal Year 2004 Total	0	9,436	9,436
Fiscal Year 2005 Total	0	9,250	9,250

**Comments:**

1. **General Inflation** - Agencies are required to find sufficient efficiencies in their operations to cover the cost of inflation in the goods, services, and supplies needed for performance of their mission. (Public Safety and Education Account-State)
  
2. **Pension Funding Change** - Savings are achieved by adopting a new actuarial method for smoothing returns on assets for the Public Employees' Retirement System (PERS), the School Employees' Retirement System, and the Teachers' Retirement System (TRS). The new method varies the length of smoothing of a particular year's gain or loss depending on the difference from the actuarially-assumed rate of investment return. In addition, no contributions will be made toward the unfunded liabilities in the PERS and TRS Plans 1 during FY 2004 and FY 2005. (Public Safety and Education Account-State)
  
3. **Sex Offender Website** - Funding is provided for the Washington Association of Sheriffs and Police Chiefs (WASPC) to staff and support a website with information about registered sex offenders. Initial development of the website was provided through donations. The prohibition against using state funds for the maintenance and operation of the site is removed under Chapter 217, Laws of 2003 (SB 5410). (Public Safety and Education Account-State)
  
4. **Revolving Funds** - Funding levels for services provided by other state agencies, such as the Office of the Attorney General, are adjusted to reflect what those agencies are expected to bill for their services. (Public Safety and Education Account-State)
  
5. **Staff Reduc. & Oper. Efficiencies** - In order to attain administrative efficiencies, agency budgets are reduced for FTE staff years, salaries, benefits, and other operating costs. (Public Safety and Education Account-State)

## Department of Labor and Industries

(Dollars in Thousands)

	GF-S	Other	Total
<b>2001-03 Expenditure Authority</b>	<b>11,094</b>	<b>452,607</b>	<b>463,701</b>
2003 Supplemental *	0	-6,173	-6,173
<b>Total 2001-03 Biennium</b>	<b>11,094</b>	<b>446,434</b>	<b>457,528</b>
<hr/>			
<b>2003-05 Maintenance Level</b>	<b>11,689</b>	<b>465,736</b>	<b>477,425</b>
<b>Policy Changes</b>			
1. General Inflation	-27	-1,871	-1,898
2. Operating Costs/Exist Capital Proj	0	1,000	1,000
3. Claims Appeal	0	280	280
4. Claims Management	0	9,923	9,923
5. Collections Unit Enhancement	0	606	606
6. Health Services Analysis	0	398	398
7. Accounts Receivable System	416	5,696	6,112
8. Provider Fraud Unit	0	268	268
9. Third Party	0	149	149
10. ESSB 5713 (Electrical Contractors)	0	296	296
11. Pension Funding Change	-69	-1,996	-2,065
12. Cholinesterase Med Monitoring	0	378	378
13. Eliminate Health and Safety Grants	0	-10,000	-10,000
14. SSB 5248-Transportation Efficiency	0	100	100
15. Revolving Funds	-38	-7,326	-7,364
16. Staff Reduc. & Oper. Efficiencies	-248	-3,586	-3,834
17. Self-Insurance Premiums	0	725	725
<hr/>			
<b>Total 2003-05 Biennium</b>	<b>11,723</b>	<b>460,776</b>	<b>472,499</b>
Fiscal Year 2004 Total	5,863	235,387	241,250
Fiscal Year 2005 Total	5,860	225,389	231,249

**Comments:**

- |  |   |
|--|---|
| <p>1. <b>General Inflation</b> - Agencies are required to find sufficient efficiencies in their operations to cover the cost of inflation in the goods, services, and supplies needed for performance of their missions. (General Fund-State, various other funds)</p> <p>2. <b>Operating Costs/Exist Capital Proj</b> - Funding is provided to eliminate a growing backlog of extraordinary facility repairs that have exceeded the routine maintenance threshold, to provide certain upgrades related to employee safety and to improve the environmental infrastructure that promotes continuous operations. (Accident Account-State, Medical Aid Account-State)</p> <p>3. <b>Claims Appeal</b> - Funding is increased for the Office of Claims Appeals to improve the timeliness of the reconsideration process and reduce the backlog of internal appeals cases. (Accident Account-State, Medical Aid Account-State)</p> <p>4. <b>Claims Management</b> - In the 2001-03 biennium, the Department of Labor and Industries (L&amp;I) conducted a feasibility study of methods to exchange workers' compensation claim-related information electronically with employers, health care providers, and workers. The feasibility study supported a comprehensive new system for electronic management of workers' compensation claims and employer information. Funding is provided to build this new system, the Online Reporting and Customer Access Project, which will</p> | <p>provide customers the ability to exchange information and establish and manage workers' compensation claims on-line 24 hours per day. (Accident Account-State, Medical Aid Account-State)</p> <p>5. <b>Collections Unit Enhancement</b> - The Collections Unit is responsible for all collections activity related to employers who do not pay proper workers' compensation premiums or do not pay fines for worker safety violations. This unit ensures that employers pay their premiums, responsible parties pay for the damage they cause, fraud is kept to a minimum, and appeals are handled in a timely manner. The additional staff will increase annual collections by an estimated \$2.5 million. (Accident Account-State, Medical Aid Account-State)</p> <p>6. <b>Health Services Analysis</b> - L&amp;I spends approximately \$16 million per year on independent medical examinations (IMEs) for injured workers. When the exams do not provide the necessary information to make a decision, the medical costs and treatment can be delayed, thereby increasing costs. Funding is provided to establish a peer review process of IMEs in order to enhance the quality of these exams so that the necessary information is provided. (Medical Aid Account-State)</p> <p>7. <b>Accounts Receivable System</b> - Funding is provided to develop an enterprise accounts receivable system. This system will combine 16 separate accounts receivable systems within the</p> |
|--|---|

## Department of Labor and Industries

agency for greater accountability and reconciliation with the state accounting system. An outside auditor will perform a one-time audit on the new system. (General Fund-State, various other funds)

8. **Provider Fraud Unit** - The Provider Fraud Investigation Program audits, investigates, and gathers information on alleged frauds and abuse by identifying fraudulent billing practices, pursuing leads, and recommending methods to prevent fraudulent activities. Additional funding and FTE staff are provided to investigate more cases of fraud and recover more funds for the workers' compensation system. It is estimated that these additional FTEs will be able to identify \$1 million dollars per year in fraudulent billings. (Accident Account-State, Medical Aid Account-State)
9. **Third Party** - The Third Party Unit recovers costs of workers' compensation claims from liable parties. Funding for one additional FTE is provided to increase the recovery of benefits. The additional investigator will increase the recovery of benefits by \$600,000 per year. (Accident Account-State, Medical Aid Account-State)
10. **ESSB 5713 (Electrical Contractors)** - Funding is provided to implement the provisions of Chapter 399, Laws of 2003, Partial Veto (ESSB 5713). Expenditures will include implementing continuing education requirements, making necessary computer system modifications to address the requirements of the bill, and providing staff for the joint legislative task force established in the bill. (Electrical License Account-State, Plumbing Certificate Account-State)
11. **Pension Funding Change** - Savings are achieved by adopting a new actuarial method for smoothing returns on assets for the Public Employees' Retirement System (PERS), the School Employees' Retirement System, and the Teachers' Retirement System (TRS). The new method varies the length of smoothing of a particular year's gain or loss depending on the difference from the actuarially-assumed rate of investment return. In addition, no contributions will be made toward the unfunded liabilities in the PERS and TRS Plans 1 during FY 2004 and FY 2005. (General Fund-State, various other funds)
12. **Cholinesterase Med Monitoring** - Funding is provided for L&I to contract with medical laboratories, health care providers, and other entities to provide cholinesterase medical monitoring of farm workers who handle cholinesterase-inhibiting pesticides and to collect and analyze data related to such monitoring. (Accident Account-State)
13. **Eliminate Health and Safety Grants** - The Safety and Health Impact Grant Program can only continue when there are excess funds over the 10 percent contingency reserve. Since there will be no excess funds in the 2003-05 biennium, this \$10 million dollar program is eliminated. (Medical Aid Account-State)
14. **SSB 5248-Transportation Efficiency** - Chapter 363, Laws of 2003 (SSB 5248), makes an appropriation from the Public Works Administration Account to L&I for purposes of prevailing wage surveys. (Public Works Administration Account-State)
15. **Revolving Funds** - Funding levels for services provided by other state agencies, such as the Office of the Attorney General, are adjusted to reflect what those agencies are expected to bill for their services. (General Fund-State, various other funds)
16. **Staff Reduc. & Oper. Efficiencies** - In order to attain administrative efficiencies, agency budgets are reduced for FTE staff years, salaries, benefits, and other operating costs. (General Fund-State, various other funds)
17. **Self-Insurance Premiums** - State agencies pay an annual self-insurance premium to fund the state's Self-Insurance Liability Program. This program is responsible for paying costs related to tort lawsuits associated with state agency programs. An agency's self-insurance premium is based on factors such as past and current claims experience, the agency staffing levels, and estimated obligations. This item reflects the increased amount for the agency's self-insurance premium in the 2003-05 biennium. (Accident Account-State, Medical Aid Account-State)

\* Please see the 2003 Supplemental Operating Budget Section for additional information.

## Indeterminate Sentence Review Board

(Dollars in Thousands)

	GF-S	Other	Total
<b>2001-03 Expenditure Authority</b>	<b>1,968</b>	<b>0</b>	<b>1,968</b>
<b>2003-05 Maintenance Level</b>	<b>2,000</b>	<b>0</b>	<b>2,000</b>
<b>Policy Changes</b>			
1. General Inflation	-10	0	-10
2. Pension Funding Change	-8	0	-8
3. Revolving Funds	10	0	10
4. Staff Reduc. & Oper. Efficiencies	-32	0	-32
<b>Total 2003-05 Biennium</b>	<b>1,960</b>	<b>0</b>	<b>1,960</b>
Fiscal Year 2004 Total	980	0	980
Fiscal Year 2005 Total	980	0	980

**Comments:**

1. **General Inflation** - Agencies are required to find sufficient efficiencies in their operations to cover the cost of inflation in the goods, services, and supplies needed for performance of their missions.
2. **Pension Funding Change** - Savings are achieved by adopting a new actuarial method for smoothing returns on assets for the Public Employees' Retirement System (PERS), the School Employees' Retirement System, and the Teachers' Retirement System (TRS). The new method varies the length of smoothing of a particular year's gain or loss depending on the difference from the actuarially-assumed rate of investment return. In addition, no contributions will be made toward the unfunded liabilities in the PERS and TRS Plans 1 during FY 2004 and FY 2005.
3. **Revolving Funds** - Funding levels for services provided by other state agencies, such as the Office of the Attorney General, are adjusted to reflect what those agencies are expected to bill for their services.
4. **Staff Reduc. & Oper. Efficiencies** - In order to attain administrative efficiencies, agency budgets are reduced for FTE staff years, salaries, benefits, and other operating costs.

**Department of Veterans' Affairs**

(Dollars in Thousands)

	<u>GF-S</u>	<u>Other</u>	<u>Total</u>
<b>2001-03 Expenditure Authority</b>	<b>19,590</b>	<b>52,328</b>	<b>71,918</b>
2003 Supplemental *	554	-328	226
<b>Total 2001-03 Biennium</b>	<b>20,144</b>	<b>52,000</b>	<b>72,144</b>
<b>2003-05 Maintenance Level</b>	<b>22,143</b>	<b>57,282</b>	<b>79,425</b>
<b>Policy Changes</b>			
1. General Inflation	-292	0	-292
2. Pension Funding Change	-101	-277	-378
3. Revolving Funds	14	26	40
4. Staff Reduc. & Oper. Efficiencies	-188	-14	-202
<b>Total 2003-05 Biennium</b>	<b>21,576</b>	<b>57,017</b>	<b>78,593</b>
Fiscal Year 2004 Total	11,579	27,885	39,464
Fiscal Year 2005 Total	9,997	29,132	39,129

**Comments:**

1. **General Inflation** - Agencies are required to find sufficient efficiencies in their operations to cover the cost of inflation in the goods, services, and supplies needed for performance of their missions.
2. **Pension Funding Change** - Savings are achieved by adopting a new actuarial method for smoothing returns on assets for the Public Employees' Retirement System (PERS), the School Employees' Retirement System, and the Teachers' Retirement System (TRS). The new method varies the length of smoothing of a particular year's gain or loss depending on the difference from the actuarially-assumed rate of investment return. In addition, no contributions will be made toward the unfunded liabilities in the PERS and TRS Plans 1 during FY 2004 and FY 2005. (General Fund-State, General Fund-Federal, General Fund-Private/Local)
3. **Revolving Funds** - Funding levels for services provided by other state agencies, such as the Office of the Attorney General, are adjusted to reflect what those agencies are expected to bill for their services. (General Fund-State, General Fund-Federal, General Fund-Private/Local)
4. **Staff Reduc. & Oper. Efficiencies** - In order to attain administrative efficiencies, agency budgets are reduced for FTE staff years, salaries, benefits, and other operating costs. (General Fund-State, General Fund-Federal, General Fund-Private/Local)

\* Please see the 2003 Supplemental Operating Budget Section for additional information.

## Home Care Quality Authority

(Dollars in Thousands)

	GF-S	Other	Total
<b>2001-03 Expenditure Authority</b>	<b>152</b>	<b>0</b>	<b>152</b>
2003 Supplemental *	19	0	19
<b>Total 2001-03 Biennium</b>	<b>171</b>	<b>0</b>	<b>171</b>
<hr/>			
<b>2003-05 Maintenance Level</b>	<b>509</b>	<b>0</b>	<b>509</b>
<b>Policy Changes</b>			
1. Registry of Home Care Providers	150	0	150
2. Pension Funding Change	-2	0	-2
3. Revolving Funds	14	0	14
<hr/>			
<b>Total 2003-05 Biennium</b>	<b>671</b>	<b>0</b>	<b>671</b>
Fiscal Year 2004 Total	412	0	412
Fiscal Year 2005 Total	259	0	259

**Comments:**

1. **Registry of Home Care Providers** - One-time funding is provided to design and develop a referral registry of individual home care providers, as required by Initiative 775. The Home Care Quality Authority will develop procedures to remove from the registry providers who have committed improper acts in the performance of their duties.
  
2. **Pension Funding Change** - Savings are achieved by adopting a new actuarial method for smoothing returns on assets for the Public Employees' Retirement System (PERS), the School Employees' Retirement System, and the Teachers' Retirement System (TRS). The new method varies the length of smoothing of a particular year's gain or loss depending on the difference from the actuarially-assumed rate of investment return. In addition, no contributions will be made toward the unfunded liabilities in the PERS and TRS Plans 1 during FY 2004 and FY 2005.
  
3. **Revolving Funds** - Funding levels for services provided by other state agencies, such as the Office of the Attorney General, are adjusted to reflect what those agencies are expected to bill for their services.

\* Please see the 2003 Supplemental Operating Budget Section for additional information.



## Department of Health

(Dollars in Thousands)

	GF-S	Other	Total
<b>2001-03 Expenditure Authority</b>	<b>112,277</b>	<b>540,940</b>	<b>653,217</b>
2003 Supplemental *	-95	-3,639	-3,734
<b>Total 2001-03 Biennium</b>	<b>112,182</b>	<b>537,301</b>	<b>649,483</b>
<hr/>			
<b>2003-05 Maintenance Level</b>	<b>119,251</b>	<b>577,431</b>	<b>696,682</b>
<b>Policy Changes</b>			
1. Expand Food Safety Program	266	0	266
2. Add Newborn Screening Tests	0	2,350	2,350
3. Newborn Hearing Screening	222	0	222
4. Web-Based Death Certificate System	0	3,433	3,433
5. Vital Records Fee Increase	-2,452	2,452	0
6. Transfer AIDS Insurance Program	6,798	0	6,798
7. State Toxics Account Reduction	0	-231	-231
8. General Inflation	-345	-1,132	-1,477
9. Child Death Reviews	-1,000	0	-1,000
10. Reduce CHARS Subsidy	0	0	0
11. Increase HIV Cost-Sharing	-1,545	0	-1,545
12. Additional Federal Grants	0	28,223	28,223
13. Pension Funding Change	-435	-661	-1,096
14. Hepatitis C	0	150	150
15. Recreational Shellfish Testing	-938	938	0
16. Transfer Trauma Funding	0	-2,299	-2,299
17. Water Reclamation Assistance	-678	0	-678
18. Municipal Water Systems	111	987	1,098
19. Mercury Reduction and Education	0	144	144
20. Optometrist Prescription Authority	0	67	67
21. Nursing Technician Registration	0	67	67
22. Revolving Funds	-4	-4	-8
23. Staff Reduc. & Oper. Efficiencies	-884	-666	-1,550
<hr/>			
<b>Total 2003-05 Biennium</b>	<b>118,367</b>	<b>611,249</b>	<b>729,616</b>
Fiscal Year 2004 Total	58,143	305,547	363,690
Fiscal Year 2005 Total	60,224	305,702	365,926

**Comments:**

1. **Expand Food Safety Program** - Funding is provided for a 33 percent increase in statewide coordination and quality enhancement of local food safety inspection efforts. This increase is required due to: (1) an increase in local and nationwide food recalls; (2) the need to update training materials, exams, and inspection forms to conform with the comprehensive revision of the state's food service rules scheduled for implementation in January 2005; (3) requests from the food industry and local health jurisdictions for the state to take a more active leadership role in promoting consistent food safety policies and training statewide; and (4) the need to develop and implement a plan to respond to emergencies which might result from sabotage of the food supply.
 

expenditures by approximately \$1.6 million per year beginning in calendar year 2004, requiring an estimated \$20.50 (50 percent) increase in the fee charged for newborn screenings. An estimated \$800,000 of the annual cost (\$400,000 state funds) will be borne by the state's Medical Assistance Program, which pays for 43 percent of all births in the state. (General Fund-Local)
  
3. **Newborn Hearing Screening** - The State Board of Health has recommended that all newborns be screened for early hearing loss. Funding is provided for technical assistance to hospitals for implementation of this requirement, and for surveillance and tracking activities associated with early hearing loss detection, diagnosis, and intervention.
  
4. **Web-Based Death Certificate System** - The Department of Health's (DOH) Center for Health Statistics maintains the state's system of vital records and statistics. The state and local fee for all certified copies of vital records is raised to \$15.00. Of that increase, \$7.00 of each fee for second copies of death certificates ordered at the same time as the first copy will go to

## Department of Health

DOH to maintain the state vital records system, including the implementation of a web-based electronic death registration system. Appropriation authority is provided for the implementation of a web-based death registration system. (General Fund-Local)

5. **Vital Records Fee Increase** - As provided in Chapter 241, Laws of 2003 (SSB 5545 - Fees for Vital Records), the fee charged for a certified copy of all birth, death, marriage, and divorce certificates is increased by \$2, from \$15 to \$17, in order to reduce the need for state subsidy of the vital records and statistics system. Maintenance and operation of the statewide system has become increasingly reliant upon state revenues since implementation of the automated birth certificate system in 1992. The automated system enables the public to pick up certified copies of birth certificates at local health departments, rather than driving or writing to Olympia. Since current law provides that fees collected remain with the local issuer, the more user-friendly system has resulted in reduced revenues to maintain and operate the databases upon which the entire vital records system depends. The legislation provides \$2 of all fees collected, regardless of issuer, to be deposited with DOH to support maintenance and operation of the statewide system. (General Fund-State, General Fund-Private/Local)
6. **Transfer AIDS Insurance Program** - Administrative responsibility for the Evergreen Health Insurance Program, which pays for insurance coverage for persons with AIDS who are not eligible for Medicaid, is transferred from the Department of Social and Health Services (DSHS) to DOH. This will consolidate agency management and budgetary responsibility for all non-Medicaid services for persons with HIV disease into a single agency.
7. **State Toxics Account Reduction** - Funding in the State Toxics Control Account is reduced by \$230,000 in the 2003-05 biennium. To achieve this reduction, DOH will: no longer test water and toxic samples at the public health laboratories; terminate toxicological consultations involving pesticides and fertilizers for environmental health programs, local health jurisdictions, and citizens; or reduce the level of response to requests for general toxicological consultations. (State Toxics Control Account)
8. **General Inflation** - Agencies are required to find sufficient efficiencies in their operations to cover the cost of inflation in the goods, services, and supplies needed for performance of their missions. (General Fund-State, various other funds)
9. **Child Death Reviews** - Since 1999, DOH has provided financial assistance for local health department staff to review the circumstances surrounding unexpected child deaths, and has collected, analyzed, and disseminated the result of the teams' findings. State funding for this activity is discontinued. Unusual circumstances will continue to be investigated by local health and law enforcement officials. Patterns and factors associated with avoidable deaths will likely continue to be analyzed and disseminated by private organizations, such as the Sudden Infant Death Syndrome (SIDS) Foundation.
10. **Reduce CHARS Subsidy** - The state subsidy for the Comprehensive Hospital Accounting and Reporting System (CHARS) is eliminated. Since its inception, CHARS has been funded by a statutory assessment on hospital revenues. During 1992-2000, this assessment averaged 0.033 percent of hospital revenues. During the 2000 legislative session, the system received a public subsidy for the first time, from the Health Services Account. As a result of the subsidy being eliminated, the assessment is expected to increase to approximately 0.018 percent of hospital revenues. (Health Services Account-State, Hospital Commission Account-State)
11. **Increase HIV Cost-Sharing** - To partially offset the \$6.4 million increase in projected state expenditures for the AIDS Drug Assistance Program, without denying access to life-sustaining medications by lowering eligibility levels or establishing program waiting lists, recipient cost-sharing is to be increased to the maximum allowed under the federal Ryan White Care Act. Recipient cost-sharing will average 5-10 percent of family income, compared to 2-4 percent now.
12. **Additional Federal Grants** - Additional federal appropriation authority is provided due to the receipt of federal funds greater than anticipated in the base-level budget, including: \$18.9 million for the Women, Infant, and Child (WIC) nutrition program; \$2.1 million for sexually-transmitted disease projects; \$2.1 million for childhood immunization operations; \$1.8 million for infectious disease laboratory work; \$1.0 million for small rural hospitals; and \$900,000 for HIV-AIDS services and epidemiology. (General Fund-Federal)
13. **Pension Funding Change** - Savings are achieved by adopting a new actuarial method for smoothing returns on assets for the Public Employees' Retirement System (PERS), the School Employees' Retirement System, and the Teachers' Retirement System (TRS). The new method varies the length of smoothing of a particular year's gain or loss depending on the difference from the actuarially-assumed rate of investment return. In addition, no contributions will be made toward the unfunded liabilities in the PERS and TRS Plans 1 during FY 2004 and FY 2005. (General Fund-State, various other funds)
14. **Hepatitis C** - Funding is provided for implementation of Chapter 273, Laws of 2003 (SSB 5039 - Hepatitis C). DOH shall design a state plan for the prevention and treatment of Hepatitis C. Funding for the development of the plan will be provided through federal and private sources. (General Fund-Private/Local)
15. **Recreational Shellfish Testing** - DOH inspects and tests shellfish from public beaches for the presence of bacteria and biotoxins to ensure that contaminated shellfish are not consumed by the public. The cost of this inspection and testing function is currently subsidized, through the state general fund. In accordance with Chapter 263, Laws of 2003 (SSB 6073 - Shellfish License Fee), the fee for recreational shellfish licenses

## Department of Health

issued by the Department of Fish and Wildlife will be increased by an average of \$2, so that lab testing and on-site inspection of recreationally-harvested shellfish will be fee-supported rather than state-subsidized. (General Fund-State, General Fund-Private/Local)

16. **Transfer Trauma Funding** - Some of the Emergency Medical Services and Trauma Account revenues previously appropriated to DOH are transferred to DSHS, in order to collect federal Medicaid matching funds on allowable expenditures. The \$12.6 million which continues to be appropriated to DOH is to be distributed among hospitals, trauma professionals, and other trauma services through fixed grants and contracts. The Departments are directed to implement a system to assure that state expenditures for increased trauma reimbursement do not exceed the amount appropriated from the Emergency Medical Services and Trauma Account and do not include federal disproportionate share hospital funding not specifically appropriated for this purpose. The previous system of attempting to distribute such funding through add-ons to the standard Medicaid fee-for-service payment rates in order to generate federal matching funds resulted in over-expenditures of \$3.8 million in FY 2000; \$13 million in FY 2001, and an additional \$11 million through the first ten months of FY 2002. Those over-expenditures had to be paid by the state general fund, rather than by the special-purpose trauma fund. (Emergency Medical Systems and Trauma Account-State)
17. **Water Reclamation Assistance** - During the 1999-01 biennium, the state's Drinking Water Program expanded efforts to promote water conservation and re-use by providing technical assistance and training to local water systems, and by promoting improved coordination among state and local agencies. Because a solid foundation has now been laid for continuation of such efforts locally, and because this is a lower priority government activity, state funding for this expanded effort is discontinued.
18. **Municipal Water Systems** - Funding is provided for implementation of Chapter 5, Laws of 2003, 1st sp.s. (2E2SHB 1338 - Municipal Water Rights). This legislation requires DOH to draft rules, implement policy, and provide technical assistance regarding new, enforceable water conservation requirements. It is also expected to result in 50 additional water systems seeking plan reviews each year, in order to secure water rights. The majority of the cost associated with the bill will be financed by a 25 cent per residence fee on water connections. (General Fund-State, General Fund-Private/Local)
19. **Mercury Reduction and Education** - Funding is provided for DOH to develop a plan for educating schools, local governments, businesses, and the public on proper disposal methods for mercury-added products, as required by Chapter 260, Laws of 2003, Partial Veto (ESHB 1002 - Mercury). (State Toxics Control Account)
20. **Optometrist Prescription Authority** - Chapter 142, Laws of 2003 (SSB 5226 - Optometry) authorizes optometrists who have completed additional instruction and clinical supervision to prescribe certain oral medications. Funding is provided for the health professional quality assurance program to define training requirements, develop drug guidelines, and promulgate rules for implementation of this new licensing option. (Health Professions Account-State)
21. **Nursing Technician Registration** - Chapter 258, Laws of 2003 (SSB 5829 - Nursing Technicians), authorizes nursing students who are employed by hospitals or nursing homes and who have registered as nursing technicians to perform certain tasks under the supervision of a registered nurse. Funding is provided for DOH to establish and managed this new fee-supported registration program. (Health Professions Account-State)
22. **Revolving Funds** - Funding levels for services provided by other state agencies, such as the Office of the Attorney General, are adjusted to reflect what those agencies are expected to bill for their services. (General Fund-State, various other funds)
23. **Staff Reduc. & Oper. Efficiencies** - In order to attain administrative efficiencies, agency budgets are reduced for FTE staff years, salaries, benefits, and other operating costs. (General Fund-State, various other funds)

\* Please see the 2003 Supplemental Operating Budget Section for additional information.

## Department of Corrections

(Dollars in Thousands)

	GF-S	Other	Total
<b>2001-03 Expenditure Authority</b>	<b>1,072,559</b>	<b>37,764</b>	<b>1,110,323</b>
2003 Supplemental *	19,451	794	20,245
<b>Total 2001-03 Biennium</b>	<b>1,092,010</b>	<b>38,558</b>	<b>1,130,568</b>
<b>2003-05 Maintenance Level</b>	<b>1,208,756</b>	<b>34,069</b>	<b>1,242,825</b>
<b>Policy Changes</b>			
1. General Inflation	-4,637	-148	-4,785
2. Comm. Corr. Officer Training	400	0	400
3. Electronic Monitoring Pilot	100	0	100
4. Reduce Low/Mod-Risk Supervision	-14,782	0	-14,782
5. Shift LFO Billing and Collection	-3,375	0	-3,375
6. LFO Savings	-334	0	-334
7. Drug Treatment Funding Adj.	-229	1,412	1,183
8. Pension Funding Change	-5,805	-22	-5,827
9. OMNI-Phase II Modifications	3,250	0	3,250
10. Sentencing & Early Release Changes	-24,939	0	-24,939
11. Revolving Funds	-1,522	0	-1,522
12. Staff Reduc. & Oper. Efficiencies	-5,660	-16	-5,676
13. Self-Insurance Premiums	12,846	0	12,846
<b>Total 2003-05 Biennium</b>	<b>1,164,069</b>	<b>35,295</b>	<b>1,199,364</b>
Fiscal Year 2004 Total	579,116	17,681	596,797
Fiscal Year 2005 Total	584,953	17,614	602,567

### Comments:

1. **General Inflation** - Agencies are required to find sufficient efficiencies in their operations to cover the cost of inflation in the goods, services, and supplies needed for performance of their missions. (General Fund-State, General Fund-Federal, Public Health Services Account-State, Cost of Supervision Fund)
2. **Comm. Corr. Officer Training** - Funding is provided to expand the adult services academy from three weeks to four weeks in order to address training related to the implementation of the Offender Accountability Act (OAA). In addition, the training will address tort liability claims, OAA issues related to victims, and safety issues such as defensive tactics and search and seizure arrests. The additional funding will cover increased expenses resulting from the Criminal Justice Training Commission's expansion of the academy to include these issues.
3. **Electronic Monitoring Pilot** - One-time funding is provided for a pilot project to examine the efficacy, feasibility, and reliability of using GPS electronic monitoring to track released level III sex offenders or kidnapping offenders under the jurisdiction of the Department of Corrections (DOC) and sexually-violent predators under the state's civil commitment laws. DOC will work with the Washington Association of Sheriffs and Police Chiefs (WASPC) and the Department of Social and Health Services (DSHS) to establish the pilot project. WASPC will report to the Legislature by January 31, 2004, on the results of the pilot.
4. **Reduce Low/Mod-Risk Supervision** - DOC is responsible for supervising felony offenders who have been sentenced in Superior Court and reside in the community. Using a risk assessment process, the Department classifies offenders into four risk levels. Funding is reduced in accordance with Chapter 379, Laws of 2003 (ESSB 5990), which eliminates community supervision for offenders who have been assessed as low or moderate risk (risk management levels D and C) with certain exceptions. Regardless of risk level, the Department will continue to supervise offenders with prison sentences who have a current or prior: sex offense; violent offense; crime against a person; residential burglary conviction; felony domestic violence conviction; delivery of a controlled substance to a minor conviction; methamphetamine manufacture/delivery/possession with intent to deliver conviction; and offenders who have been sentenced under the First-Time Offender Waiver (FTOW); and offenders whose conditions of community supervision include substance abuse treatment. For offenders sentenced to jail for one year or less, the Department will only supervise those offenders for whom the courts have imposed a term of community custody because of a current conviction for a sex offense, violent offense, crime against a person, drug offense, or a sentence under the FTOW. The community supervision changes expire on July 1, 2010.
5. **Shift LFO Billing and Collection** - Currently, DOC is responsible for the monitoring and collection of court-ordered legal financial obligations (LFOs) for offenders supervised in the community. Effective October 1, 2003, the collection of LFOs from offenders who have no other supervision

## Department of Corrections

requirements is shifted from the Department to county clerks through the Office of the Administrator for the Courts (OAC). Billing for all offenders who owe LFOs will be performed by OAC effective January 1, 2004.

6. **LFO Savings** - Savings are achieved in conjunction with Chapter 379, Laws of 2003 (ESSB 5990), which shifts responsibility for the billing and collection of outstanding LFOs under supervision only for this purpose from DOC to OAC and county clerks.
7. **Drug Treatment Funding Adj.** - Funding in the amount of \$2.9 million is provided to DOC in accordance with Chapter 290, Laws of 2002 (2SHB 2338), which lowered presumptive standard range sentences for certain drug offenders and devoted savings resulting from the implementation of the sentencing changes to drug offender treatment in prison and in the community. Existing funding is adjusted in conjunction with an assumed reduction in the drug offender population due to proposed drug sentencing and early release changes included in Chapter 379, Laws of 2003 (ESSB 5990). The reduction assumes that fewer offenders will need treatment services in prison than was previously estimated. Funding for offenders participating in drug courts or other court-supervised substance abuse treatment programs in the community is reflected in the DSHS Division of Alcohol and Substance Abuse budget. (General Fund-State, Violence Reduction and Drug Enforcement Account-State)
8. **Pension Funding Change** - Savings are achieved by adopting a new actuarial method for smoothing returns on assets for the Public Employees' Retirement System (PERS), the School Employees' Retirement System, and the Teachers' Retirement System (TRS). The new method varies the length of smoothing of a particular year's gain or loss depending on the difference from the actuarially-assumed rate of investment return. In addition, no contributions will be made toward the unfunded liabilities in the PERS and TRS Plans 1 during FY 2004 and FY 2005. (General Fund-State, Public Safety and Education Account-State, Cost of Supervision Fund)
9. **OMNI-Phase II Modifications** - Funding from the second phase of the Department's project to replace the Offender-Based Tracking System with the new Offender Management Network Information (OMNI) system is shifted from FY 2003 to the 2003-05 biennium to account for modifications to the sentence structure and classification modules. These modules will be carried forward from the 2001-03 biennium in order to prevent the Department from incurring additional costs to the OMNI project as a result of offender sentencing and supervision changes enacted by the Legislature in Chapter 379, Laws of 2003 (ESSB 5990).
10. **Sentencing & Early Release Changes** - Savings are achieved through the implementation of Chapter 379, Laws of 2003 (ESSB 5990), which: (1) moves up the effective date of a new drug offender sentencing grid enacted during the 2002 legislative session (Chapter 290, Laws of 2002 [2SHB 2338]) from July 1, 2004, to July 1, 2003; (2) changes the maximum amount of earned release time that certain offenders may earn from 33 percent of their sentence to 50 percent; (3) reduces the amount of early release time an offender may earn for serious violent and Class A sex offenses from 15 percent to 10 percent of the sentence; and (4) changes the manner in which DOC must supervise offenders in the community. The 50 percent earned early release changes will only be made available to offenders who are classified as low- to moderate-risk and who do not have current or prior convictions for violent offenses, sex crimes, certain methamphetamine crimes, residential burglary offenses, felony domestic violence offenses, delivery of a controlled substance to a minor, or crimes against persons. Provisions that increase the maximum earned release time apply both to the existing inmate population and to future inmates incarcerated in state prison facilities. The early release provisions expire July 1, 2010.
11. **Revolving Funds** - Funding levels for services provided by other state agencies, such as the Office of the Attorney General, are adjusted to reflect what those agencies are expected to bill for their services.
12. **Staff Reduc. & Oper. Efficiencies** - In order to attain administrative efficiencies, agency budgets are reduced for FTE staff years, salaries, benefits, and other operating costs. (General Fund-State, Public Safety and Education Account-State)
13. **Self-Insurance Premiums** - Funding is provided to reflect increased self-insurance premiums for DOC in the 2003-05 biennium. State agencies pay an annual self-insurance premium to fund the state's self-insurance liability program. This program is responsible for paying costs related to tort lawsuits associated with state agency programs. An agency's self-insurance premium is based on factors such as past and current claims experience, the agency staffing levels, and estimated obligations.

\* Please see the 2003 Supplemental Operating Budget Section for additional information.

# Department of Corrections

## WORKLOAD HISTORY By Fiscal Year

	1996	1997	1998	1999	2000	2001	2002	<u>Estimated</u>		
								2003	2004	2005
<b>Community Supervision <sup>(1)</sup></b>										
# Active (Non-Monetary) Offenders	28,700	28,961	31,173	30,973	30,278	31,323	35,719	37,946	27,882	28,279
% Change from prior year		0.9%	7.6%	-0.6%	-2.2%	3.5%	14.0%	6.2%	-26.5%	1.4%
# of Monetary Only Offenders	22,284	22,997	23,115	22,979	26,458	27,364	27,145	27,438	0	0
% Change from prior year		3.2%	0.5%	-0.6%	15.1%	3.4%	-0.8%	1.1%		
<b>Work Release</b>										
Avg Daily Pop/Month	604	622	612	636	642	656	654	699	699	699
% Change from prior year		3.0%	-1.6%	3.9%	0.9%	2.2%	-0.4%	7.0%	0.0%	0.0%
<b>Institutions</b>										
Avg Daily Pop/Month	11,177	11,968	12,694	13,629	13,910	14,386	14,808	15,664	15,547	15,763
% Change from prior year		7.1%	6.1%	7.4%	2.1%	3.4%	2.9%	5.8%	-0.8%	1.4%
<b>Average Cost Per Inmate <sup>(2)</sup></b>										
Annual	23,394	22,906	22,986	22,849	23,775	24,685	25,447	26,112	26,012	26,342
% Change from prior year		-2.1%	0.3%	-0.6%	4.1%	3.8%	3.1%	2.6%	-0.4%	1.3%

(1) Data reflect end of year caseloads. Comprehensive sentencing reforms (Chapter 379, Laws of 2003 - ESSB 5990) enacted during the 2003 legislative session changed the manner in which offenders are supervised in the community. Effective October 1, 2003, the monitoring of offenders whose only supervision requirement is the payment of monetary obligations (i.e., monetary only) is shifted from the Department of Corrections to county clerks through the Office of the Administrator for the Courts (OAC).

(2) Cost per offender includes institutions, pre-releases, and work-releases.

Data Source :

Caseload Forecast Council, Department of Corrections, and legislative fiscal staff.

## Department of Services for the Blind

(Dollars in Thousands)

	GF-S	Other	Total
<b>2001-03 Expenditure Authority</b>	<b>3,240</b>	<b>14,516</b>	<b>17,756</b>
2003 Supplemental *	-6	543	537
<b>Total 2001-03 Biennium</b>	<b>3,234</b>	<b>15,059</b>	<b>18,293</b>
<b>2003-05 Maintenance Level</b>	<b>3,621</b>	<b>14,985</b>	<b>18,606</b>
<b>Policy Changes</b>			
1. Federal Match Update/Revision	0	1,437	1,437
2. General Inflation	-23	-72	-95
3. Pension Funding Change	-14	-45	-59
4. Revolving Funds	2	6	8
5. Staff Reduc. & Oper. Efficiencies	-52	-160	-212
<b>Total 2003-05 Biennium</b>	<b>3,534</b>	<b>16,151</b>	<b>19,685</b>
Fiscal Year 2004 Total	1,767	7,982	9,749
Fiscal Year 2005 Total	1,767	8,169	9,936

**Comments:**

1. **Federal Match Update/Revision** - Federal appropriation authority is provided for the Department of the Services for the Blind to maximize federal funding for vocational rehabilitation services. (General Fund-Federal)
  
2. **General Inflation** - Agencies are required to find sufficient efficiencies in their operations to cover the cost of inflation in the goods, services, and supplies needed for performance of their missions. (General Fund-State, General Fund-Federal)
  
3. **Pension Funding Change** - Savings are achieved by adopting a new actuarial method for smoothing returns on assets for the Public Employees' Retirement System (PERS), the School Employees' Retirement System, and the Teachers' Retirement System (TRS). The new method varies the length of smoothing of a particular year's gain or loss depending on the difference from the actuarially-assumed rate of investment return. In addition, no contributions will be made toward the unfunded liabilities in the PERS and TRS Plans 1 during FY 2004 and FY 2005. (General Fund-State, General Fund-Federal)
  
4. **Revolving Funds** - Funding levels for services provided by other state agencies, such as the Office of the Attorney General, are adjusted to reflect what those agencies are expected to bill for their services. (General Fund-Federal)
  
5. **Staff Reduc. & Oper. Efficiencies** - In order to attain administrative efficiencies, agency budgets are reduced for FTE staff years, salaries, benefits, and other operating costs. (General Fund-State, General Fund-Federal)

\* Please see the 2003 Supplemental Operating Budget Section for additional information.

## Sentencing Guidelines Commission

(Dollars in Thousands)

	GF-S	Other	Total
<b>2001-03 Expenditure Authority</b>	<b>1,768</b>	<b>0</b>	<b>1,768</b>
<b>2003-05 Maintenance Level</b>	<b>1,698</b>	<b>0</b>	<b>1,698</b>
<b>Policy Changes</b>			
1. General Inflation	-10	0	-10
2. Pension Funding Change	-6	0	-6
3. Revolving Funds	10	0	10
4. Staff Reduc. & Oper. Efficiencies	-214	0	-214
<b>Total 2003-05 Biennium</b>	<b>1,478</b>	<b>0</b>	<b>1,478</b>
Fiscal Year 2004 Total	737	0	737
Fiscal Year 2005 Total	741	0	741

**Comments:**

1. **General Inflation** - Agencies are required to find sufficient efficiencies in their operations to cover the cost of inflation in the goods, services, and supplies needed for performance of their missions.
2. **Pension Funding Change** - Savings are achieved by adopting a new actuarial method for smoothing returns on assets for the Public Employees' Retirement System (PERS), the School Employees' Retirement System, and the Teachers' Retirement System (TRS). The new method varies the length of smoothing of a particular year's gain or loss depending on the difference from the actuarially-assumed rate of investment return. In addition, no contributions will be made toward the unfunded liabilities in the PERS and TRS Plans 1 during FY 2004 and FY 2005.
3. **Revolving Funds** - Funding levels for services provided by other state agencies, such as the Office of the Attorney General, are adjusted to reflect what those agencies are expected to bill for their services.
4. **Staff Reduc. & Oper. Efficiencies** - In order to attain administrative efficiencies, agency budgets are reduced for FTE staff years, salaries, benefits, and other operating costs. Funding is adjusted to more closely reflect actual agency staffing patterns. It is assumed that the Commission can leave vacant one position on an ongoing basis. This represents 30 percent of the number of staff months actually vacant during the first eight months of FY 2003.



## Department of Employment Security

(Dollars in Thousands)

	GF-S	Other	Total
<b>2001-03 Expenditure Authority</b>	<b>0</b>	<b>440,273</b>	<b>440,273</b>
2003 Supplemental *	0	-750	-750
<b>Total 2001-03 Biennium</b>	<b>0</b>	<b>439,523</b>	<b>439,523</b>
<hr/>			
<b>2003-05 Maintenance Level</b>	<b>0</b>	<b>515,615</b>	<b>515,615</b>
<b>Policy Changes</b>			
1. General Inflation	0	-1,694	-1,694
2. Reemployment of UI Claimants	0	2,272	2,272
3. Social Security Crossmatch	0	644	644
4. Overpayment Cash Processing	0	387	387
5. Increased Revenue Collection	0	1,105	1,105
6. Pension Funding Change	0	-1,294	-1,294
7. Electronic Data Management	0	1,881	1,881
8. Improve Initial UI Claim Process	0	2,065	2,065
9. UI Claimant Assistance	0	4,337	4,337
10. Manufacturing Advisory Partnership	0	100	100
11. SB 6099 - Unemployment Comp	0	11,500	11,500
12. Revolving Funds	0	-1,246	-1,246
13. Staff Reduc. & Oper. Efficiencies	0	-3,902	-3,902
14. Self-Insurance Premiums	0	202	202
<hr/>			
<b>Total 2003-05 Biennium</b>	<b>0</b>	<b>531,972</b>	<b>531,972</b>
Fiscal Year 2004 Total	0	272,370	272,370
Fiscal Year 2005 Total	0	259,602	259,602

**Comments:**

- |   |  |
|---|--|
| <p>1. <b>General Inflation</b> - Agencies are required to find sufficient efficiencies in their operations to cover the cost of inflation in the goods, services, and supplies needed for performance of their missions. (General Fund-Federal, General Fund-Local, Unemployment Compensation Administration Account-Federal, Employment Services Account-State)</p> <p>2. <b>Reemployment of UI Claimants</b> - Funding is provided to expedite the reemployment of claimants who are currently drawing unemployment insurance (UI) by providing the tools and technology needed to effectively link claimants to employers. The Employment Security Department (ESD) has been providing these services on a pilot basis and the projects have already resulted in a 40 percent decrease in UI benefit usage for long-term unemployed clients. This funding will allow ESD to implement the program statewide. (Employment Services Account-State)</p> <p>3. <b>Social Security Crossmatch</b> - Funding is provided to increase unemployment insurance benefit overpayment prevention and detection by initiating a cross-match with the Social Security Administration and by increasing investigative staff. This initiative will result in increased UI benefit payment accuracy due to verifying each social security number used to file claims. (Administrative Contingency Account-State)</p> <p>4. <b>Overpayment Cash Processing</b> - One-time funding is provided to develop an automated cash processing computer system that interfaces with the Department's benefit payment system (GUIDE - General Unemployment Insurance</p> | <p>Development Effort). This system will provide an efficient and effective method for processing payments, and will improve the audit and accounting functions for all claimant payments submitted to the agency. (Administrative Contingency Account-State)</p> <p>5. <b>Increased Revenue Collection</b> - Funding is provided for additional revenue collection staff. This will result in an increased collection of unemployment insurance benefit overpayments of \$7.2 million annually (principal and interest). (Administrative Contingency Account-State)</p> <p>6. <b>Pension Funding Change</b> - Savings are achieved by adopting a new actuarial method for smoothing returns on assets for the Public Employees' Retirement System (PERS), the School Employees' Retirement System, and the Teachers' Retirement System (TRS). The new method varies the length of smoothing of a particular year's gain or loss depending on the difference from the actuarially-assumed rate of investment return. In addition, no contributions will be made toward the unfunded liabilities in the PERS and TRS Plans 1 during FY 2004 and FY 2005. (General Fund-Federal, General Fund-Local, Unemployment Compensation Administration Account-Federal, Administrative Contingency Account-State, Employment Services Account-State)</p> <p>7. <b>Electronic Data Management</b> - One-time funding is provided to build an electronic data management system to improve the collection, storage, and access of claimant and employer documents used regularly by the Department. The system will</p> |
|---|--|

## Department of Employment Security

scan incoming documents (typically at a volume up to 37,016 per week), establish a bar code with routing information, and build an electronic delivery system. (Unemployment Compensation Administration Account-Federal)

to tort lawsuits associated with state agency programs. An agency's self-insurance premium is based on factors such as past and current claims experience, the agency staffing levels, and estimated obligations. This item reflects the increased amount for ESD's self-insurance premium in the 2003-05 biennium. (General Fund-Federal, General Fund-Local, Unemployment Compensation Administration Account-Federal, Administrative Contingency Account-State, Employment Services Account-State)

\* Please see the 2003 Supplemental Operating Budget Section for additional information.

8. **Improve Initial UI Claim Process** - One-time funding is provided for technology to collect information from unemployment insurance applicants using the keypads on their telephones, and provide that information to the claims taker at the beginning of the telephone interview. This will decrease the amount of time necessary for the initial claim telephone interview, while at the same time decreasing wait times for initial claim applicants. (Unemployment Compensation Administration Account-Federal)
9. **UI Claimant Assistance** - Funding is provided for 25 front-line staff to assist unemployment claimants in WorkSource offices statewide. Half of the new staff will provide direct services to UI claimants by helping them find employment. The other half of the new staff will enforce work requirements by providing job search review. These new staff will enable the Department to retain unemployment insurance claims-taking staff in their current positions while not sacrificing other employment and enforcement duties. (Unemployment Compensation Administration Account-Federal)
10. **Manufacturing Advisory Partnership** - Funding is provided to establish an advisory partnership on the Washington manufacturing sector. (Administrative Contingency Account-State)
11. **SB 6099 - Unemployment Comp** - Chapter 3, Laws of 2003, 2nd sp.s. (SB 6099), provides funding for the implementation of Chapter 4, Laws of 2003, 2nd sp.s., Partial Veto (2ESB 6097 - Unemployment Compensation). 2ESB 6097 revises the unemployment compensation system, including changes to UI benefits, UI taxes, and administration of the UI program. (Unemployment Compensation Administration Account-Federal)
12. **Revolving Funds** - Funding levels for services provided by other state agencies, such as the Office of the Attorney General, are adjusted to reflect what those agencies are expected to bill for their services. (General Fund-Federal, General Fund-Local, Unemployment Compensation Administration Account-Federal, Administrative Contingency Account-State, Employment Services Account-State)
13. **Staff Reduc. & Oper. Efficiencies** - In order to attain administrative efficiencies, agency budgets are reduced for FTE staff years, salaries, benefits, and other operating costs. (General Fund-Federal, General Fund-Local, Unemployment Compensation Administration Account-Federal, Administrative Contingency Account-State, Employment Services Account-State)
14. **Self-Insurance Premiums** - State agencies pay an annual self-insurance premium to fund the state's Self-Insurance Liability Program. This program is responsible for paying costs related

# Natural Resources

## **Department of Ecology**

The budget assumes that the Department will take a variety of actions to reduce operating costs and achieve administrative savings totaling \$1.06 million from the state general fund and \$1.41 million from other fund sources.

Funding for the processing of applications for changes and transfers of existing water rights is reduced \$2 million from the state general fund and increased \$1 million from the Water Quality Account for an overall reduction of \$1 million for the 2003-05 biennium. In addition, funding for the Flood Control Assistance Account is reduced by 50 percent for the biennium. The remaining funding of \$2 million will be used for local government flood damage reduction projects, Comprehensive Hazard Management Plans, flood mapping, technical assistance for the National Flood Insurance Program, and flood damage reduction projects.

The operating budget provides \$2 million from the state general fund to the Department to provide state funding to local governments to develop, amend, or review their shoreline master programs according to the newly-established staggered schedule for updating the shoreline master programs. The sum of \$3 million from the Water Quality Account is reappropriated for watershed planning grants that were originally appropriated and obligated during the 2001-03 biennium, but have not yet been paid out to grant recipients.

## **State Parks and Recreation Commission**

The budget assumes that the Commission will take a variety of actions to reduce operating costs and achieve administrative savings totaling \$3,008,000 from the state general fund and \$842,000 from other fund sources.

The operating budget provides \$4,061,000 from the Parks Renewal and Stewardship Account and 50 full-time equivalent staff to implement a system-wide parking fee that the Commission instituted on January 1, 2003. Staff will communicate the new payment options and collect the parking fees from day use visitors. The new fee will generate \$10 million in new revenue during the 2003-05 biennium.

## **Interagency Committee for Outdoor Recreation**

The budget provides \$1,625,000 state general fund and \$1,625,000 from the General Fund-Federal to the Committee to continue providing grants for the operations of local lead entities established under chapter 77.85 RCW. The groups solicit habitat improvement and restoration projects, develop habitat project lists, and recommend development and maintenance of habitat work schedules.

## **Department of Fish and Wildlife**

The budget assumes that the Department will take a variety of actions to reduce operating costs and achieve administrative savings totaling \$3,060,000 from the state general fund and \$1,584,000 from other fund sources. In addition, funding of \$800,000 in the Enforcement Program is shifted from the state general fund to the Wildlife Account-State, for the 2003-05 biennium. Funding is reduced \$1 million from the state general fund for the Enforcement program by maintaining staff vacancies for the biennium.

The operating budget provides \$900,000 from the Wildlife Account-State for wetland restoration and landowner incentives to create or maintain habitat for migratory waterfowl. These activities are supported by revenue from an increase in the migratory waterfowl stamp, authorized by Chapter 283, Laws of 2002 (2SSB 6353 - Migratory Bird Stamps).

Funding for the Fish Hatcheries Division is reduced \$1,284,000 from the state general fund and increased \$642,000 from the Wildlife Account-State for an overall reduction of \$642,000. The Department of Fish and Wildlife is not directed to close specified fish hatcheries. The amounts of \$450,000 state general fund and \$550,000 from other fund sources are provided to implement the Hatchery Scientific Review Group recommendations to reform hatchery programs for the benefit of recovering wild salmon and providing sustainable fisheries.

The operating budget is reduced \$850,000 from the state general fund and \$200,000 from other fund sources. License sales and customer services staff within each regional office are eliminated, which requires customers to purchase licenses through alternative retail establishments.

### **Department of Natural Resources**

The budget assumes that the Department will take a variety of actions to reduce operating costs and achieve administrative savings totaling \$2,364,000 from the state general fund and \$3,306,000 from other fund sources. In addition, \$7.2 million funding for fire suppression is shifted from the state general fund to the Disaster Response Account for the 2003-05 biennium.

The operating budget provides \$2.7 million from the state general fund for a lawsuit settlement and purchase of approximately 232 acres of land and timber in Klickitat County from the SDS Lumber Company. The land and timber acquired with this funding will be managed for the benefit of the common schools.

The Department of Natural Resources is provided \$1.2 million from the state general fund in a combination of ongoing and one-time funding and staff, to maintain and update computer systems that support salmon recovery, the state's Forest and Fish Report, and basic geographic information system analysis for the Forest Practices Program.

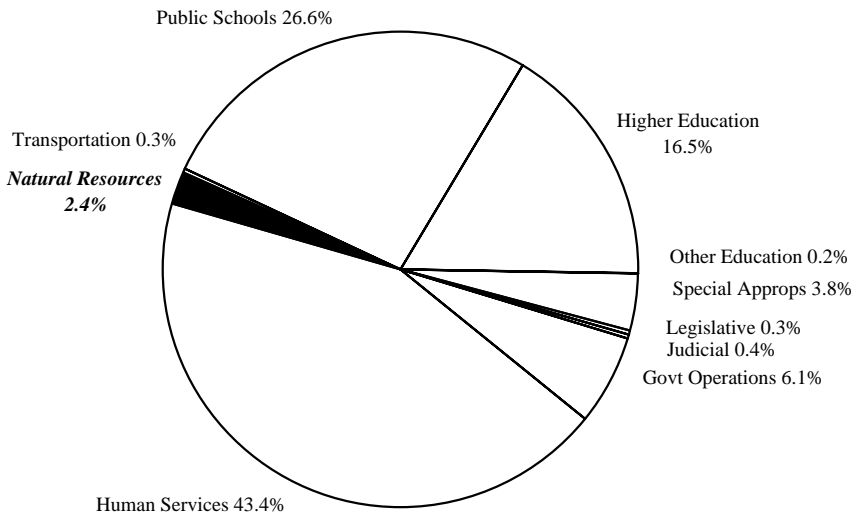
### **Department of Agriculture**

The budget assumes that the Department will take a variety of actions to reduce operating costs and achieve administrative savings totaling \$431,000 from the state general fund and \$1.4 million from other fund sources.

## 2003-05 Washington State Operating Budget Total Budgeted Funds

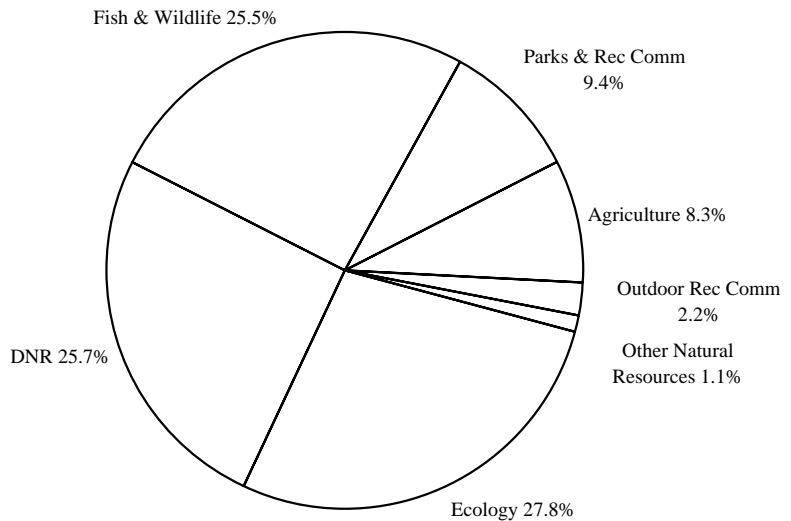
(Dollars in Thousands)

Legislative	136,394
Judicial	162,179
Governmental Operations	2,726,495
Human Services	19,457,885
<b>Natural Resources</b>	<b>1,091,562</b>
Transportation	123,957
Public Schools	11,906,608
Higher Education	7,400,500
Other Education	99,594
Special Appropriations	1,690,584
<b>Statewide Total</b>	<b>44,795,758</b>



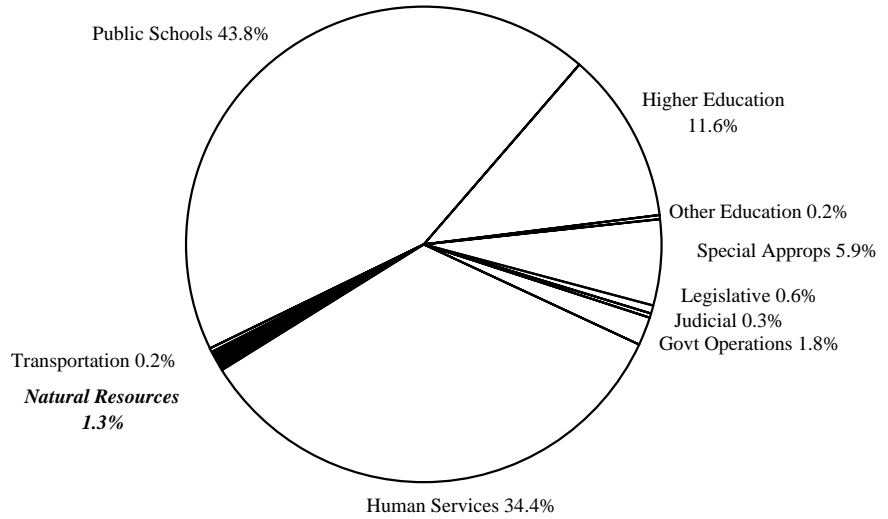
### Washington State

Ecology	303,535
Dept of Natural Resources	280,145
Dept of Fish & Wildlife	277,840
Parks & Recreation Comm	103,146
Dept of Agriculture	90,871
Outdoor Recreation	24,260
Other Natural Resources	11,765
<b>Natural Resources</b>	<b>1,091,562</b>



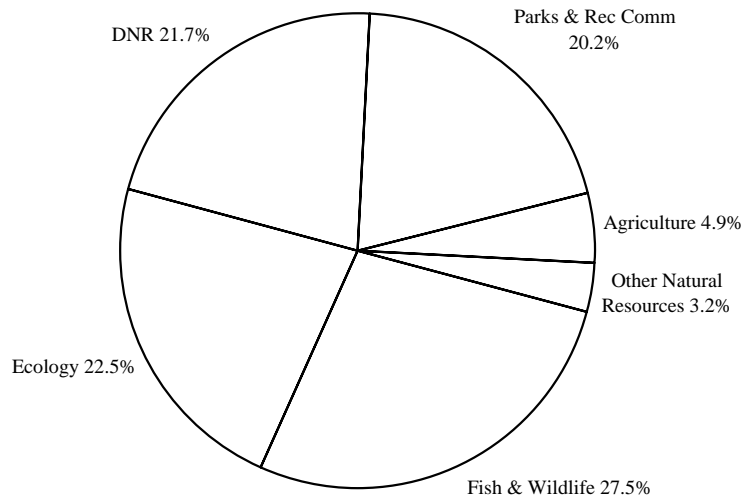
**2003-05 Washington State Operating Budget**  
**General Fund-State**  
(Dollars in Thousands)

Legislative	129,628
Judicial	78,492
Governmental Operations	411,360
Human Services	7,933,222
<b>Natural Resources</b>	<b>297,097</b>
Transportation	48,834
Public Schools	10,104,649
Higher Education	2,667,195
Other Education	39,932
Special Appropriations	1,370,972
<b>Statewide Total</b>	<b>23,081,381</b>



**Washington State**

Dept of Fish & Wildlife	81,632
Ecology	66,727
Dept of Natural Resources	64,540
Parks & Recreation Comm	59,962
Dept of Agriculture	14,688
Other Natural Resources	9,548
<b>Natural Resources</b>	<b>297,097</b>



## Columbia River Gorge Commission

(Dollars in Thousands)

	GF-S	Other	Total
<b>2001-03 Expenditure Authority</b>	<b>777</b>	<b>749</b>	<b>1,526</b>
<b>2003-05 Maintenance Level</b>	<b>768</b>	<b>743</b>	<b>1,511</b>
<b>Policy Changes</b>			
1. Lease Rate Adjustments	15	15	30
2. General Inflation	-3	-3	-6
3. Refocus on Core Activities	-100	-100	-200
4. Pension Funding Change	-4	-4	-8
5. NSA Management Plan	10	10	20
6. Revolving Funds	6	6	12
7. Staff Reduc. & Oper. Efficiencies	-8	-4	-12
<b>Total 2003-05 Biennium</b>	<b>684</b>	<b>663</b>	<b>1,347</b>
Fiscal Year 2004 Total	339	331	670
Fiscal Year 2005 Total	345	332	677

**Comments:**

- |  |  |
|--|--|
| <p>1. <b>Lease Rate Adjustments</b> - Funding is provided for the Commission to relocate to a new office site in White Salmon. In addition to ongoing increase lease costs, one-time funding of \$7,000 is provided for moving costs. (General Fund-State, General Fund-Private/Local)</p> <p>2. <b>General Inflation</b> - Agencies are required to find sufficient efficiencies in their operations to cover the cost of inflation in the goods, services, and supplies needed for performance of their missions. (General Fund-State, General Fund-Private/Local)</p> <p>3. <b>Refocus on Core Activities</b> - Savings are realized through administrative reductions in program activities. Remaining funds will allow the Commission to review county-approved plans for development to ensure consistency with the Scenic Area Act and Management Plan. (General Fund-State, General Fund-Private/Local)</p> <p>4. <b>Pension Funding Change</b> - Savings are achieved by adopting a new actuarial method for smoothing returns on assets for the Public Employees' Retirement System (PERS), the School Employees' Retirement System, and the Teachers' Retirement System (TRS). The new method varies the length of smoothing of a particular year's gain or loss depending on the difference from the actuarially-assumed rate of investment return. In addition, no contributions will be made toward the unfunded liabilities in the PERS and TRS Plans 1 during FY 2004 and FY 2005. (General Fund-State, General Fund-Private/Local)</p> <p>5. <b>NSA Management Plan</b> - One-time funding is provided to obtain a technical writing contract to reorganize and edit the revised National Scenic Area (NSA) Management Plan and for distribution of the plan in FY 2004. (General Fund-State, General Fund-Private/Local)</p> <p>6. <b>Revolving Funds</b> - Funding levels for services provided by other state agencies, such as the Office of the Attorney</p> | <p>General, are adjusted to reflect what those agencies are expected to bill for their services. (General Fund-State, General Fund-Private/Local)</p> <p>7. <b>Staff Reduc. &amp; Oper. Efficiencies</b> - In order to attain administrative efficiencies, agency budgets are reduced for FTE staff years, salaries, benefits, and other operating costs. (General Fund-State, General Fund-Private/Local)</p> |
|--|--|

## Department of Ecology

(Dollars in Thousands)

	GF-S	Other	Total
<b>2001-03 Expenditure Authority</b>	<b>73,687</b>	<b>246,584</b>	<b>320,271</b>
2003 Supplemental *	-58	19	-39
<b>Total 2001-03 Biennium</b>	<b>73,629</b>	<b>246,603</b>	<b>320,232</b>
<hr/>			
<b>2003-05 Maintenance Level</b>	<b>70,104</b>	<b>232,285</b>	<b>302,389</b>
<b>Policy Changes</b>			
1. General Inflation	-586	-432	-1,018
2. PBT Reduction	0	-800	-800
3. Air: Reduce Outreach	-374	100	-274
4. Reduce Smoke & Dust in Eastern WA	-500	500	0
5. Pension Funding Change	-345	-930	-1,275
6. Haz Waste: Reduce Tech Assistance	0	-406	-406
7. Nuclear Program Office Move	0	650	650
8. 401 Cert: Shift to WQA	-160	160	0
9. Reduce FCAAP Grants	0	-2,000	-2,000
10. Shoreline Master Programs	2,000	0	2,000
11. Reappropriate Watershed Grants	0	3,000	3,000
12. Solid Waste: Tech Assist Reduction	0	-152	-152
13. Site Cleanup Tech Assist. Reduction	0	1,726	1,726
14. US v. WA Culverts Litigation	16	28	44
15. Metals Mining Inspection Transfer	0	14	14
16. Aquatic Weeds Reappropriation	0	1,050	1,050
17. Delay Water Rights Decisions	-2,000	1,000	-1,000
18. Ensure Drought Response	0	226	226
19. Support Stream Gauging	0	221	221
20. Support Water Purchase/Lease	0	631	631
21. Pine Hollow EIS	0	325	325
22. Well Regulation: Reduce Tech Asst	-454	300	-154
23. Dam Safety: New Fee Revenue	90	0	90
24. Administrative Services	-131	0	-131
25. Communication and Education	-12	0	-12
26. Employee Services	-29	0	-29
27. Executive Management & Support	-26	0	-26
28. Field Offices	-19	0	-19
29. Financial Services	-67	0	-67
30. Governmental Relations	-17	0	-17
31. Regional Offices	-55	0	-55
32. Mercury Reduction & Education	0	100	100
33. ESSB 6072 - Pollution Abatement	0	13,076	13,076
34. Revolving Funds	-22	-38	-60
35. Staff Reduc. & Oper. Efficiencies	-1,060	-1,410	-2,470
36. Self-Insurance Premiums	374	660	1,034
<hr/>			
<b>Total 2003-05 Biennium</b>	<b>66,727</b>	<b>249,884</b>	<b>316,611</b>
Fiscal Year 2004 Total	33,464	127,245	160,709
Fiscal Year 2005 Total	33,263	122,639	155,902

**Comments:**

- |   |  |
|---|--|
| <p>1. <b>General Inflation</b> - Agencies are required to find sufficient efficiencies in their operations to cover the cost of inflation in the goods, services, and supplies needed for performance of their missions. (General Fund-State, General Fund-Federal, General Fund-Private/Local, various other funds)</p> <p>2. <b>PBT Reduction</b> - Funding is eliminated for a strategy to address persistent, bioaccumulative toxic (PBT) chemicals. (State Toxics Control Account)</p> | <p>3. <b>Air: Reduce Outreach</b> - Funding for education and community-outreach activities for the air program is reduced. (General Fund-State, Air Pollution Control Account-State)</p> <p>4. <b>Reduce Smoke &amp; Dust in Eastern WA</b> - Funding for activities to reduce regional smoke and dust pollution in central and eastern Washington is shifted from the state general fund to the Air Pollution Control Account. (General Fund-State, Air Pollution Control Account-State)</p> |
|---|--|



## Department of Ecology

5. **Pension Funding Change** - Savings are achieved by adopting a new actuarial method for smoothing returns on assets for the Public Employees' Retirement System (PERS), the School Employees' Retirement System, and the Teachers' Retirement System (TRS). The new method varies the length of smoothing of a particular year's gain or loss depending on the difference from the actuarially-assumed rate of investment return. In addition, no contributions will be made toward the unfunded liabilities in the PERS and TRS Plans 1 during FY 2004 and FY 2005. (General Fund-State, various other funds)
6. **Haz Waste: Reduce Tech Assistance** - Due to a State Toxics Control Account revenue shortfall, a 15 percent reduction in education and technical assistance will be realized for businesses that generate less than 220 pounds of dangerous waste per month (small quantity generators). (General Fund-Federal, State Toxics Control Account)
7. **Nuclear Program Office Move** - Funding is provided for the Nuclear Waste Program staff to move to new office space in Richland. Fees, agreed to by the United State Department of Energy, will be utilized for moving to a new office site and for the increased inflationary lease costs. The office is currently located in Kennewick and the facilities lease expires in August 2004. (General Fund-Federal, State Toxics Control Account)
8. **401 Cert: Shift to WQA** - Funding is shifted from the state general fund to the Water Quality Account for the issuance of water quality certifications and Coastal Zone Management Act consistency determinations for water-related construction projects. Water Quality Certifications, authorized under section 401 of the Federal Clean Water Act, determine if proposed projects will meet state water quality standards. (General Fund-State, Water Quality Account-State)
9. **Reduce FCAAP Grants** - Funding for the Flood Control Assistance Account Program (FCAAP) is reduced by 50 percent for the 2003-05 biennium. Remaining funding of \$2 million will be used for local government flood damage reduction projects, Comprehensive Hazard Management Plans, flood mapping, technical assistance for the National Flood Insurance Program, and flood damage reduction projects. (Flood Control Assistance Account-State)
10. **Shoreline Master Programs** - One-time funding is provided to implement Chapter 262, Laws of 2003 (SSB 6012). This bill provides a staggered statutory schedule for local governments to develop or update shoreline master programs. Funding is provided for local governments who are identified in the first round of implementation deadlines.
11. **Reappropriate Watershed Grants** - Funding is provided for watershed planning grants that were originally appropriated and obligated during the 2001-03 biennium but have not been paid out to grant recipients due to the cash reimbursement nature of the program. (Water Quality Account-State)
12. **Solid Waste: Tech Assist Reduction** - Funding for technical assistance in the Solid Waste Division is reduced from the State Toxics Control Account and is partially offset by an increase from the Biosolids Permit Account. This results in an 18 percent program reduction to engineering and hydrology technical assistance to local health districts. (State Toxics Control Account, Biosolids Permit Account-State)
13. **Site Cleanup Tech Assist. Reduction** - Funding for four staff who provide: (1) technical assistance related to hydrogeology, sediment, chemistry; and (2) biological impact analysis for site clean-up is eliminated. A one-time \$2.1 million fund balance, from delayed payments to the United States Environmental Protection Agency and other savings, will be utilized for emergency site cleanups. (State Toxics Control Account)
14. **US v. WA Culverts Litigation** - One-time funding is provided for Assistant Attorneys' General staff support for the United States v. Washington State (Culverts Case) trial which is anticipated to occur in December 2003. The court has framed the issue as whether the state is "affirmatively diminishing the number of fish available for harvest" by "build[ing] and manag[ing] its roadway culverts in a fashion that impermissibly blocks the passage of fish destined for the Tribes' usual and accustomed fishing ground." Agencies involved in the case include the Departments of Transportation, Natural Resources, Fish and Wildlife, Ecology, and the Washington State Parks and Recreation Commission. (General Fund-State, Water Quality Account-State, Water Quality Permit Account-State)
15. **Metals Mining Inspection Transfer** - The state Metal Mining and Milling Act requires state agencies to conduct quarterly inspections for mining and milling operations. Currently, both the Department of Ecology (DOE) and the Department of Natural Resources (DNR) have appropriations from this account to complete inspections, but only DOE collects the revenue associated with the cost of the inspections. To reduce administration of this small \$18,000 expenditure, DNR's funding is transferred to DOE. DOE will contract with DNR for inspections that DNR would be required to complete. (Metals Mining Account-State)
16. **Aquatic Weeds Reappropriation** - Funding is provided to local governments to reduce the propagation of freshwater aquatic weeds. Funds were previously appropriated and obligated but not dispersed due to seasonal limitations on weed control. (Freshwater Aquatic Weed Account-State)
17. **Delay Water Rights Decisions** - Funding is reduced for processing water rights decisions and will extend the timeline for reducing the 2,000 water rights change and transfer applications backlog. DOE is responsible for making decisions on applications for new water rights and changes and transfers to existing water rights. The 2001 Legislature enacted a law allowing the agency to provide priority processing for water right changes and provided a budget increase that more than doubled the number of staff dedicated to processing water rights. (General Fund-State, Water Quality Account-State)

## Department of Ecology

18. **Ensure Drought Response** - Funding is provided to increase program capacity for potential drought response activities in the 2003-05 biennium. (State Emergency Water Projects Revolving Account)
  19. **Support Stream Gauging** - Funding is provided to maintain and operate new stream gauging facilities installed during the 2001-03 biennium and for additional state match needed for the federal stream gauging program. (State Drought Preparedness Account)
  20. **Support Water Purchase/Lease** - Funding for the Water Resource Program (\$640,000) is transferred from the Water Quality Account to the Reclamation Account. Additional funding (\$631,000) is provided to the Water Right Acquisition and/or Leasing Program to avoid eliminating staff costs and to support the \$4.3 million capital budget program. (Water Quality Account-State, State Drought Preparedness Account-State, Reclamation Account-State)
  21. **Pine Hollow EIS** - Funding is provided to complete an Environmental Impact Statement (EIS) for the Pine Hollow water storage project contingent on the outcome of the planning process. (State Drought Preparedness Account)
  22. **Well Regulation: Reduce Tech Asst** - State general fund support for data management and technical assistance is shifted to the Reclamation Account and is reduced by 8.8 percent. A reduced level of technical assistance will be provided to homeowners, well drillers, tribes, and local governments. (General Fund-State, Reclamation Account-State)
  23. **Dam Safety: New Fee Revenue** - Funding is provided for an additional staff person in FY 2005 to increase the inspections of high risk dams to every five years, rather than the current schedule of every six to ten years. Fees for approving new dam construction and modifications will be increased to cover the actual cost of plan reviews, and fees for periodic dam inspections will be instituted to begin covering the cost of inspections. During the 2003-05 biennium, \$243,000 in new revenue to the state general fund will be generated if fees are instituted before January 2004.
  24. **Administrative Services** - Savings are realized through an administrative reduction in information services that are related to program activity reductions.
  25. **Communication and Education** - Savings are realized through an administrative reduction related to communication and education program activities.
  26. **Employee Services** - Savings are realized through an administrative reduction in employee services that are related to program activities.
  27. **Executive Management & Support** - Savings are realized through an administrative reduction in executive management and support that are related to program activities.
  28. **Field Offices** - Savings are realized through an administrative reduction in field offices that are related to program activities.
  29. **Financial Services** - Savings are realized through an administrative reduction in financial services that are related to program activities.
  30. **Governmental Relations** - Savings are realized through an administrative reduction in governmental relations that are related to program activities.
  31. **Regional Offices** - Savings are realized through an administrative reduction in regional offices that are related to program activities.
  32. **Mercury Reduction & Education** - Funding is provided to implement Chapter 260, Laws of 2003, Partial Veto (ESHB 1002). This bill provides staff to assist with public education efforts providing public notice and education about specific product bans and developing guidelines for issuing penalties. (State Toxics Control Account)
  33. **ESSB 6072 - Pollution Abatement** - Chapter 264, Laws of 2003, Partial Veto (ESSB 6072), appropriated funding for air pollution control (\$10 million), vessel emergency towing including a prepositioned dedicated rescue tug (\$2.9 million), and an evaluation of tug escort requirements (\$0.2 million). (Air Pollution Control Account-State, Vessel Response Account-State, Oil Spill Prevention Account-State)
  34. **Revolving Funds** - Funding levels for services provided by other state agencies, such as the Office of the Attorney General, are adjusted to reflect what those agencies are expected to bill for their services. (General Fund-State, State Toxics Control Account, various other funds)
  35. **Staff Reduc. & Oper. Efficiencies** - In order to attain administrative efficiencies, agency budgets are reduced for FTE staff years, salaries, benefits, and other operating costs. (General Fund-State, Water Quality Permit Account-State, State Toxics Control Account, Oil Spill Prevention Account-State, various other funds)
  36. **Self-Insurance Premiums** - State agencies pay an annual self-insurance premium to fund the state's Self-Insurance Liability Program. This program is responsible for paying costs related to tort lawsuits associated with state agency programs. An agency's self-insurance premium is based on factors such as past and current claims experience, the agency staffing levels, and estimated obligations. This item reflects the increased amount for the Department's self-insurance premium in the 2003-05 biennium. (General Fund-State, Water Quality Permit Account-State, State Toxics Control Account, various other funds)
- \* Please see the 2003 Supplemental Operating Budget Section for additional information.

## State Parks and Recreation Commission

(Dollars in Thousands)

	GF-S	Other	Total
<b>2001-03 Expenditure Authority</b>	<b>62,538</b>	<b>36,747</b>	<b>99,285</b>
2003 Supplemental *	-8	540	532
<b>Total 2001-03 Biennium</b>	<b>62,530</b>	<b>37,287</b>	<b>99,817</b>
<hr/>			
<b>2003-05 Maintenance Level</b>	<b>63,473</b>	<b>38,917</b>	<b>102,390</b>
<b>Policy Changes</b>			
1. Technical Adjustment	0	0	0
2. General Inflation	-547	-79	-626
3. Operating Costs/Exist Capital Proj	1,439	0	1,439
4. Cama Beach Reduction	-1,978	0	-1,978
5. Administrative Reduction	-43	0	-43
6. US v. Washington Culverts	22	0	22
7. Implement Parking Fee	0	4,061	4,061
8. Decrease Maintenance Backlog	0	750	750
9. WaterTrail Program Acct Elimination	0	0	0
10. Pension Funding Change	-277	-132	-409
11. Savings from 2002 Park Closures	-163	-70	-233
12. Gas Tax Revenue Adjustment	0	129	129
13. Revolving Funds	24	12	36
14. Staff Reduc. & Oper. Efficiencies	-3,008	-842	-3,850
15. Self-Insurance Premiums	1,020	438	1,458
<hr/>			
<b>Total 2003-05 Biennium</b>	<b>59,962</b>	<b>43,184</b>	<b>103,146</b>
Fiscal Year 2004 Total	29,986	20,447	50,433
Fiscal Year 2005 Total	29,976	22,737	52,713

**Comments:**

1. **Technical Adjustment** - Staff level and funding adjustments are made to several funds. (General Fund-Local, Water Trail Program Account-State, Parks Renewal Stewardship Account-State, Off-Road Vehicle Account-State, Snowmobile Account-State)
2. **General Inflation** - Agencies are required to find sufficient efficiencies in their operations to cover the cost of inflation in the goods, services, and supplies needed for performance of their missions. (General Fund-State, various other funds)
3. **Operating Costs/Exist Capital Proj** - A combination of one-time and ongoing funding is provided for operating and maintenance impacts for capital projects funded in the 2001-03 biennium and prior biennia.
4. **Cama Beach Reduction** - Funding and staff are reduced to reflect a delay in the opening of Cama Beach State Park.
5. **Administrative Reduction** - Funding and staff are reduced to reflect administrative reductions related to program reductions.
6. **US v. Washington Culverts** - One-time funding is provided for Assistant Attorneys' General staff support for the United States v. Washington State (Culverts Case) trial which is anticipated to occur in December 2003. The court has framed the issue as whether the state is "affirmatively diminishing the number of fish available for harvest" by "build[ing] and manag[ing] its roadway culverts in a fashion that impermissibly

blocks the passage of fish destined for the Tribes' usual and accustomed fishing ground." Agencies involved in the case include the Departments of Transportation, Natural Resources, Fish and Wildlife, Ecology, and the Washington State Parks and Recreation Commission.

7. **Implement Parking Fee** - Funding and staffing are increased \$4,061,000 in the Parks Renewal and Stewardship Account on an ongoing basis to reflect the Agency's collection of system-wide parking fees. State Parks projects total revenues of \$10 million from the parking fee. The net revenue of \$5.9 million is provided in the capital budget for facility preservation. (Parks Renewal and Stewardship Account-State)
8. **Decrease Maintenance Backlog** - Funding is provided to decrease the backlog of maintenance projects at state parks. The State Parks and Recreation Commission will prioritize projects to address critical maintenance projects that protect public health and safety. (Parks Renewal and Stewardship Account-State)
9. **WaterTrail Program Acct Elimination** - Funding is provided to implement Chapter 338, Laws of 2003 (SHB 1335). This bill eliminates the Water Trail Program Account and transfers the remaining fund balance into the Parks Renewal Stewardship Account. (Water Trail Program Account-State, Parks Renewal Stewardship Account-State)

## State Parks and Recreation Commission

10. **Pension Funding Change** - Savings are achieved by adopting a new actuarial method for smoothing returns on assets for the Public Employees' Retirement System (PERS), the School Employees' Retirement System, and the Teachers' Retirement System (TRS). The new method varies the length of smoothing of a particular year's gain or loss depending on the difference from the actuarially-assumed rate of investment return. In addition, no contributions will be made toward the unfunded liabilities in the PERS and TRS Plans 1 during FY 2004 and FY 2005. (General Fund-State, various other funds)
11. **Savings from 2002 Park Closures** - Funding is reduced to reflect the closure of Lyons Ferry, Crow Butte, Lake Cushman, Central Ferry, and Chief Timothy State Parks in 2002. (General Fund-State, Parks Renewal and Stewardship Account-State)
12. **Gas Tax Revenue Adjustment** - Funding is provided to reflect additional revenue from an increase in the gas tax. (Off-Road Vehicle Account-State, Snowmobile Account-State)
13. **Revolving Funds** - Funding levels for services provided by other state agencies, such as the Office of the Attorney General, are adjusted to reflect what those agencies are expected to bill for their services. (General Fund-State, Parks Renewal and Stewardship Account-State)
14. **Staff Reduc. & Oper. Efficiencies** - Savings are realized by reducing operational costs and attaining administrative efficiencies. (General Fund-State, various other funds)
15. **Self-Insurance Premiums** - State agencies pay an annual self-insurance premium to fund the state's Self-Insurance Liability Program. This program is responsible for paying costs related to tort lawsuits associated with state agency programs. An agency's self-insurance premium is based on factors such as past and current claims experience, the agency staffing levels, and estimated obligations. This item reflects the increased amount for the Commission's self-insurance premium in the 2003-05 biennium. (General Fund-State, Parks Renewal Stewardship Account-State)

NOTE: Amounts shown here reflect only the omnibus appropriations act. The remainder of the State Parks and Recreation Commission's budget is shown in the Transportation Budget Section of this document.

\* Please see the 2003 Supplemental Operating Budget Section for additional information.

## Interagency Committee for Outdoor Recreation

(Dollars in Thousands)

	GF-S	Other	Total
<b>2001-03 Expenditure Authority</b>	<b>323</b>	<b>13,947</b>	<b>14,270</b>
<b>2003-05 Maintenance Level</b>	<b>329</b>	<b>19,944</b>	<b>20,273</b>
<b>Policy Changes</b>			
1. Watershed Monitoring Council	250	0	250
2. Watershed Health Report Card	50	0	50
3. SWIM Coordinator	168	0	168
4. Aquatic Lands Enhancement Grants	0	254	254
5. General Inflation	-2	-14	-16
6. Lead Entities	1,625	1,625	3,250
7. Natural Resources Data Portal	82	0	82
8. Fund Adjust to Match Revenue	0	-15	-15
9. Pension Funding Change	0	-18	-18
10. Gas Tax Revenue	0	32	32
11. Staff Reduc. & Oper. Efficiencies	0	-50	-50
<b>Total 2003-05 Biennium</b>	<b>2,502</b>	<b>21,758</b>	<b>24,260</b>
Fiscal Year 2004 Total	1,246	10,859	12,105
Fiscal Year 2005 Total	1,256	10,899	12,155

**Comments:**

- |   |   |
|---|---|
| <p>1. <b>Watershed Monitoring Council</b> - Funding is provided to implement priority recommendations of the Monitoring Oversight Committee that include improved watershed health monitoring.</p> <p>2. <b>Watershed Health Report Card</b> - Funding is provided to implement priority recommendations of the Monitoring Oversight Committee that include production of a state Watershed Health Report Card.</p> <p>3. <b>SWIM Coordinator</b> - Funding is provided for a Salmon and Watershed Information Management (SWIM) Coordinator position to provide increased accessibility to monitoring information and coordinated natural resource data. The Joint Natural Resource Agency Cabinet (JNRC) identified access to data as a barrier in restoring and protecting natural resources. This item implements a recommendation of the Monitoring Oversight Committee.</p> <p>4. <b>Aquatic Lands Enhancement Grants</b> - Funding is provided to administer the Aquatic Lands Enhancement Account grant program, which is transferred from the Department of Natural Resources. (Aquatic Lands Enhancement Account-State)</p> <p>5. <b>General Inflation</b> - Agencies are required to find sufficient efficiencies in their operations to cover the cost of inflation in the goods, services, and supplies needed for performance of their missions. (General Fund-State, Salmon Recovery Account-State, Recreation Resources Account-State)</p> <p>6. <b>Lead Entities</b> - Funding is provided to continue operation of lead entities. (General Fund-State, General Fund-Federal)</p> <p>7. <b>Natural Resources Data Portal</b> - Funding is provided for a part-time webmaster position to support the operations and maintenance of the Natural Resources Data Portal. The Data</p> | <p>Portal is a website that provides access to a variety of distributed natural resource data and information which is maintained by various state agencies. It is a single place to access available data related to watershed health and salmon recovery efforts.</p> <p>8. <b>Fund Adjust to Match Revenue</b> - Appropriation authority is reduced to align available revenue and operating expenses with statutory requirements. Statute requires a maximum of 10 percent of the Nonhighway and Off-Road Vehicle Activities Program Account and the Firearms Range Account revenue to be used for operating expenses. (Firearms Range Account-State, Nonhighway and Off-Road Vehicle Activities Program Account-State)</p> <p>9. <b>Pension Funding Change</b> - Savings are achieved by adopting a new actuarial method for smoothing returns on assets for the Public Employees' Retirement System (PERS), the School Employees' Retirement System, and the Teachers' Retirement System (TRS). The new method varies the length of smoothing of a particular year's gain or loss depending on the difference from the actuarially-assumed rate of investment return. In addition, no contributions will be made toward the unfunded liabilities in the PERS and TRS Plans 1 during FY 2004 and FY 2005. (General Fund-State, Recreation Resources Account-State)</p> <p>10. <b>Gas Tax Revenue</b> - Funding is provided to reflect additional revenue from an increase in the gas tax. (Nonhighway and Off-Road Vehicle Activities Program Account-State)</p> <p>11. <b>Staff Reduc. &amp; Oper. Efficiencies</b> - In order to attain administrative efficiencies, agency budgets are reduced for FTE staff years, salaries, benefits, and other operating costs. (Recreation Resources Account-State)</p> |
|---|---|

## Environmental Hearings Office

(Dollars in Thousands)

	GF-S	Other	Total
<b>2001-03 Expenditure Authority</b>	<b>1,668</b>	<b>0</b>	<b>1,668</b>
<b>2003-05 Maintenance Level</b>	<b>1,963</b>	<b>0</b>	<b>1,963</b>
<b>Policy Changes</b>			
1. General Inflation	-8	0	-8
2. Land Use Hearings Board	50	0	50
3. Pension Funding Change	-10	0	-10
4. Revolving Funds	8	0	8
5. Staff Reduc. & Oper. Efficiencies	-120	0	-120
<b>Total 2003-05 Biennium</b>	<b>1,883</b>	<b>0</b>	<b>1,883</b>
Fiscal Year 2004 Total	923	0	923
Fiscal Year 2005 Total	960	0	960

**Comments:**

1. **General Inflation** - Agencies are required to find sufficient efficiencies in their operations to cover the cost of inflation in the goods, services, and supplies needed for performance of their missions.
2. **Land Use Hearings Board** - Funding is provided to implement Chapter 393, Laws of 2003 (ESSB 5776). This bill provides funds for the increased costs associated with the creation of the Environmental and Land Use Hearings Board.
3. **Pension Funding Change** - Savings are achieved by adopting a new actuarial method for smoothing returns on assets for the Public Employees' Retirement System (PERS), the School Employees' Retirement System, and the Teachers' Retirement System (TRS). The new method varies the length of smoothing of a particular year's gain or loss depending on the difference from the actuarially-assumed rate of investment return. In addition, no contributions will be made toward the unfunded liabilities in the PERS and TRS Plans 1 during FY 2004 and FY 2005.
4. **Revolving Funds** - Funding levels for services provided by other state agencies, such as the Office of the Attorney General, are adjusted to reflect what those agencies are expected to bill for their services.
5. **Staff Reduc. & Oper. Efficiencies** - In order to attain administrative efficiencies, agency budgets are reduced for FTE staff years, salaries, benefits, and other operating costs.

## State Conservation Commission

(Dollars in Thousands)

	GF-S	Other	Total
<b>2001-03 Expenditure Authority</b>	<b>4,272</b>	<b>3,498</b>	<b>7,770</b>
<b>2003-05 Maintenance Level</b>	<b>4,258</b>	<b>2,282</b>	<b>6,540</b>
<b>Policy Changes</b>			
1. General Inflation	-10	-20	-30
2. Drainage Infrastructure	239	0	239
3. Dairy Nutrient Program	0	-90	-90
4. Pension Funding Change	-6	-8	-14
5. Revolving Funds	6	2	8
6. Staff Reduc. & Oper. Efficiencies	-8	-4	-12
<b>Total 2003-05 Biennium</b>	<b>4,479</b>	<b>2,162</b>	<b>6,641</b>
Fiscal Year 2004 Total	2,234	1,076	3,310
Fiscal Year 2005 Total	2,245	1,086	3,331

**Comments:**

1. **General Inflation** - Agencies are required to find sufficient efficiencies in their operations to cover the cost of inflation in the goods, services, and supplies needed for performance of their missions. (General Fund-State, Water Quality Account-State)
2. **Drainage Infrastructure** - One-time funding is provided to implement Chapter 391, Laws of 2003, Partial Veto (E2SHB 1418). Increased funding will be used for the assessments leading to the development of the Skagit tide gates and estuarine habitat plans and to provide support to the newly created task force as they address issues related to agricultural drainage systems.
3. **Dairy Nutrient Program** - Spending authority is transferred from the Conservation Commission to the Department of Agriculture for implementation of Chapter 325, Laws of 2003 (ESSB 5889). The Dairy Waste Management Account is renamed the Livestock Nutrient Management Account. (Dairy Waste Management Account-Non-Appropriated)
4. **Pension Funding Change** - Savings are achieved by adopting a new actuarial method for smoothing returns on assets for the Public Employees' Retirement System (PERS), the School Employees' Retirement System, and the Teachers' Retirement System (TRS). The new method varies the length of smoothing of a particular year's gain or loss depending on the difference from the actuarially-assumed rate of investment return. In addition, no contributions will be made toward the unfunded liabilities in the PERS and TRS Plans 1 during FY 2004 and FY 2005. (General Fund-State, Water Quality Account-State)
5. **Revolving Funds** - Funding levels for services provided by other state agencies, such as the Office of the Attorney General, are adjusted to reflect what those agencies are expected to bill for their services. (General Fund-State, Water Quality Account-State)
6. **Staff Reduc. & Oper. Efficiencies** - In order to attain administrative efficiencies, agency budgets are reduced for FTE staff years, salaries, benefits, and other operating costs. (General Fund-State, Water Quality Account-State)

## Department of Fish and Wildlife

(Dollars in Thousands)

	GF-S	Other	Total
<b>2001-03 Expenditure Authority</b>	<b>90,709</b>	<b>196,877</b>	<b>287,586</b>
2003 Supplemental *	-6	450	444
<b>Total 2001-03 Biennium</b>	<b>90,703</b>	<b>197,327</b>	<b>288,030</b>
<hr/>			
<b>2003-05 Maintenance Level</b>	<b>90,464</b>	<b>193,730</b>	<b>284,194</b>
<b>Policy Changes</b>			
1. General Inflation	-502	-1,013	-1,515
2. Reduce Regional Customer Service	-850	-200	-1,050
3. US v. Washington Culvert Lawsuit	112	0	112
4. Safety Equipment Upgrade	60	50	110
5. Admin Technical Adjustment	0	-24	-24
6. Admin General Reduction	-405	0	-405
7. Computer & Software Upgrade	0	400	400
8. Enforcement: Evidence Storage	0	300	300
9. Enforcement Vacancy Savings	-1,000	0	-1,000
10. Spartina Funding to ALEA	0	466	466
11. Reduce Warm Water Assessment	-550	250	-300
12. Hatchery Science Review Group	450	550	1,000
13. Fish Hatcheries Division Reduction	-1,284	642	-642
14. Habitat: Cut Pre-Project Screening	-465	0	-465
15. WCC: Working Circles with DNR	-410	0	-410
16. Lands - Stewardship & Maintenance	0	850	850
17. Migratory Waterfowl	0	900	900
18. Wildlife - Marine Bird Monitoring	0	402	402
19. Wildlife Decals (SSB 5204)	0	24	24
20. Small Forest Landowners	157	0	157
21. Intergovernmental Affairs Assistant	-160	0	-160
22. Fish Management Division Reduction	-160	0	-160
23. Enforcement Program Fund Shift	-800	800	0
24. Municipal Water Rights	50	0	50
25. Pacific Salmon Treaty	220	0	220
26. Pension Funding Change	-574	-646	-1,220
27. Gas Tax Revenue	0	24	24
28. Revolving Funds	-64	-42	-106
29. Staff Reduc. & Oper. Efficiencies	-3,060	-1,584	-4,644
30. Self-Insurance Premiums	403	329	732
<hr/>			
<b>Total 2003-05 Biennium</b>	<b>81,632</b>	<b>196,208</b>	<b>277,840</b>
Fiscal Year 2004 Total	41,453	95,720	137,173
Fiscal Year 2005 Total	40,179	100,488	140,667

**Comments:**

1. **General Inflation** - Agencies are required to find sufficient efficiencies in their operations to cover the cost of inflation in the goods, services, and supplies needed for performance of their missions. (General Fund-State, various other funds)
2. **Reduce Regional Customer Service** - Savings are realized through the elimination of customer services staff within each regional office. License sales will be eliminated in all regional offices, which will require customers to purchase licenses through a retail establishment. (General Fund-State, Wildlife Account-State)
3. **US v. Washington Culvert Lawsuit** - One-time funding is provided for the United States v. Washington State (Culvert Case). The court has framed the issue as whether the state is

"affirmatively diminishing the number of fish available for harvest" by "build[ing] and manag[ing] its roadway culverts in a fashion that impermissibly blocks the passage of fish destined for the Tribes' usual and accustomed fishing ground." The trial is anticipated to begin in December 2003. Agencies involved in the case include the Departments of Transportation, Natural Resources, Fish and Wildlife, Ecology, and the Washington State Parks and Recreation Commission.

4. **Safety Equipment Upgrade** - Funding is provided for replacement of emergency communication radios with equipment that meets federal standards, is compatible with equipment used by other state agencies, and can be used by



## Department of Fish and Wildlife

- employees working alone in remote locations that lack cellular phone coverage. (General Fund-State, Wildlife Account-State)
5. **Admin Technical Adjustment** - Savings are realized through an administrative technical adjustment. (General Fund-Federal, General Fund-Private/Local, Wildlife Account-Federal, Wildlife Account-Local)
  6. **Admin General Reduction** - Savings are achieved through a general reduction to administration.
  7. **Computer & Software Upgrade** - Funding is provided for the Information Services Division to upgrade agency computer backup systems and to continue the transition of agency personal computers and software to current standards. (General Fund-Private/Local, Wildlife Account-State, Wildlife Account-Federal)
  8. **Enforcement: Evidence Storage** - Funding is provided to implement evidence storage upgrades, provide mobile data terminals to all officers, and to replace vehicles in order to conform to recognized replacement schedules and ensure employee safety. (Wildlife Account-State)
  9. **Enforcement Vacancy Savings** - Savings are realized through the Enforcement Program maintaining staff vacancies.
  10. **Spartina Funding to ALEA** - Funding is provided to continue efforts to control and manage Spartina infestations within the state. (Aquatic Lands Enhancement Account [ALEA]-State)
  11. **Reduce Warm Water Assessment** - Savings are realized through the elimination of the Western Washington Warm Water Assessment Team. Additionally, funding is provided for the Warm Water Program for certain activities from fund sources other than the state general fund. (General Fund-State, General Fund-Private/Local, Warm Water Game Fish Account-State, Wildlife Account-State, Wildlife Account-Federal, Wildlife Account-Local)
  12. **Hatchery Science Review Group** - Funding is provided to implement the Hatchery Scientific Review Group recommendations to reform hatchery programs for the benefit of recovering wild salmon and providing sustainable fisheries. (General Fund-State, General Fund-Federal, General Fund-Private/Local, Wildlife Account-State, Wildlife Account-Federal, Wildlife Account-Local)
  13. **Fish Hatcheries Division Reduction** - Savings are realized through reductions to the Hatchery Division that may include the closure of hatcheries. Appropriation authority of \$642,000 is transferred from the General Fund-State to the State Wildlife Account. (General Fund-State, Wildlife Account-State)
  14. **Habitat: Cut Pre-Project Screening** - Funding is eliminated for pre-project screening activities related to habitat restoration projects. Although this activity is being eliminated, project screening will continue at a reduced level through other Department staff.
  15. **WCC: Working Circles with DNR** - Funding and staff are reduced for Washington Conservation Corps (WCC) activities. The Department of Natural Resources and the Department of Fish and Wildlife will coordinate the management of remaining WCC crews in "working circles" around the state.
  16. **Lands - Stewardship & Maintenance** - Funding is provided to address stewardship and maintenance needs on roughly 90,000 acres of agency land and over 600 water access sites. (General Fund-Private/Local, Wildlife Account-State, Wildlife Account-Local)
  17. **Migratory Waterfowl** - Funding is provided for wetland restoration and landowner incentives to create or maintain habitat for migratory waterfowl. These activities are supported by revenue from an increase in the migratory waterfowl stamp, authorized by Chapter 283, Laws of 2002 (2SSB 6353). (Wildlife Account-State)
  18. **Wildlife - Marine Bird Monitoring** - Funding is provided to investigate recent declines in marine bird populations within Puget Sound and to begin implementation of a recovery plan. State funds will be used to match and leverage resources from other government or private partners. (Wildlife Account-State)
  19. **Wildlife Decals (SSB 5204)** - Funding is provided to implement Chapter 317, Laws of 2003 (SSB 5204). This bill authorizes the Department to sell watchable wildlife decals, and the revenue generated will support watchable wildlife activities. (Wildlife Account-State)
  20. **Small Forest Landowners** - Funding is provided to implement Chapter 311, Laws of 2003 (2SHB 1095). This bill provides for an agency program administrator to establish an assistance program for small forest landowners.
  21. **Intergovernmental Affairs Assistant** - Funding is eliminated for one intergovernmental affairs assistant position.
  22. **Fish Management Division Reduction** - Funding is reduced for the Fish Management Division.
  23. **Enforcement Program Fund Shift** - One-time funding is transferred from the General Fund-State to the State Wildlife Account for the Enforcement Program. (General Fund-State, Wildlife Account-State)
  24. **Municipal Water Rights** - Funding is provided to implement Chapter 5, Laws of 2003, 1st sp.s. (2E2SHB 1338). This bill provides for staff consultation for the review of water system plans of public water systems and participation in selecting watershed areas to participate in voluntary pilot watershed agreements.
  25. **Pacific Salmon Treaty** - Funding is provided to implement license buyback provisions of the United States/Canada salmon treaty.
  26. **Pension Funding Change** - Savings are achieved by adopting a new actuarial method for smoothing returns on assets for the

## Department of Fish and Wildlife

Public Employees' Retirement System (PERS), the School Employees' Retirement System, and the Teachers' Retirement System (TRS). The new method varies the length of smoothing of a particular year's gain or loss depending on the difference from the actuarially-assumed rate of investment return. In addition, no contributions will be made toward the unfunded liabilities in the PERS and TRS Plans 1 during FY 2004 and FY 2005. (General Fund-State, various other funds)

27. **Gas Tax Revenue** - Funding is provided to reflect additional revenue from an increase in the gas tax. (Off-Road Vehicle Account-State)
28. **Revolving Funds** - Funding levels for services provided by other state agencies, such as the Office of the Attorney General, are adjusted to reflect what those agencies are expected to bill for their services. (General Fund-State, Wildlife Account-State, Water Quality Account-State)
29. **Staff Reduc. & Oper. Efficiencies** - In order to attain administrative efficiencies, agency budgets are reduced for FTE staff years, salaries, benefits, and other operating costs. (General Fund-State, various other funds)
30. **Self-Insurance Premiums** - State agencies pay an annual self-insurance premium to fund the state's Self-Insurance Liability Program. This program is responsible for paying costs related to tort lawsuits associated with state agency programs. An agency's self-insurance premium is based on factors such as past and current claims experience, the agency staffing levels, and estimated obligations. This item reflects the increased amount for the agency's self-insurance premium in the 2003-05 biennium. (General Fund-State, Wildlife Account-State)

\* Please see the 2003 Supplemental Operating Budget Section for additional information.

## Department of Natural Resources

(Dollars in Thousands)

	GF-S	Other	Total
<b>2001-03 Expenditure Authority</b>	<b>66,414</b>	<b>210,352</b>	<b>276,766</b>
2003 Supplemental *	17,867	9,529	27,396
<b>Total 2001-03 Biennium</b>	<b>84,281</b>	<b>219,881</b>	<b>304,162</b>
<hr/>			
<b>2003-05 Maintenance Level</b>	<b>73,776</b>	<b>209,030</b>	<b>282,806</b>
<b>Policy Changes</b>			
1. Culverts Lawsuit Funding	0	302	302
2. General Inflation	-517	-909	-1,426
3. Revenue Management System	50	2,414	2,464
4. Improved Data Storage & Access	262	651	913
5. Administrative Reduction	-429	0	-429
6. Fund Adjustment to Match Revenue	-296	-14,593	-14,889
7. Aquatic Restoration Land Mgmt	0	254	254
8. Transfer ALEA Grant Program to IAC	0	-254	-254
9. Geoduck Research	0	265	265
10. Contaminated Sediments Liability	0	1,000	1,000
11. Derelict Vessel Removal	0	1,050	1,050
12. Dredged Material Program Monitoring	0	250	250
13. Suppression: Disaster Acct Shift	-7,200	7,200	0
14. Fire Prevention: Revenue Adj	0	-101	-101
15. Forest Practices HCP	0	1,077	1,077
16. Increase Forest & Fish Info System	1,200	0	1,200
17. SDS Lumber Lawsuit Settlement	2,700	0	2,700
18. Forest Stewardship: Cut Level 3	-920	0	-920
19. Reduce Geology Public Information	-730	0	-730
20. Law Enforcement Investigations	12	369	381
21. Fund Shift to NRCA Stewardship	-49	49	0
22. Natural Area Operating Impacts	176	0	176
23. Aquatic Land ESA	0	1,101	1,101
24. Eliminate GF-S for Public Access	-429	0	-429
25. Shellfish Biotoxin Testing	0	40	40
26. Spartina Control: Shift to ALEA	-182	182	0
27. Contract Harvesting	0	8,280	8,280
28. PSAMP Expenditures	0	300	300
29. Metals Mining Transfer	0	-64	-64
30. Surface Mining: Match Revenue	0	-157	-157
31. WCC: Working Circles with WDFW	-779	0	-779
32. Small Forest Landowners	278	0	278
33. Pension Funding Change	-341	-766	-1,107
34. Gas Tax Revenue	0	193	193
35. Temporary Exchange Authority	0	1,250	1,250
36. Revolving Funds	-68	-202	-270
37. Staff Reduc. & Oper. Efficiencies	-2,364	-3,306	-5,670
38. Self-Insurance Premiums	390	700	1,090
<hr/>			
<b>Total 2003-05 Biennium</b>	<b>64,540</b>	<b>215,605</b>	<b>280,145</b>
Fiscal Year 2004 Total	30,307	114,364	144,671
Fiscal Year 2005 Total	34,233	101,241	135,474

### Comments:

1. **Culverts Lawsuit Funding** - One-time funding is provided for the United States v. Washington State (Culvert Case). The court has framed the issue as whether the state is "affirmatively diminishing the number of fish available for harvest" by "build[ing] and manag[ing] its roadway culverts in a fashion that impermissibly blocks the passage of fish destined for the Tribes' usual and accustomed fishing ground." The trial is

anticipated to begin in December 2003. Agencies involved in the case include the Departments of Transportation, Natural Resources, Fish and Wildlife, Ecology, and the Washington State Parks and Recreation Commission. (Resource Management Cost Account-State, Forest Development Account-State)

## Department of Natural Resources

2. **General Inflation** - Agencies are required to find sufficient efficiencies in their operations to cover the cost of inflation in the goods, services, and supplies needed for performance of their missions. (General Fund-State, various other funds)
3. **Revenue Management System** - One-time and ongoing funding and staff are provided to replace the revenue management system. The current mainframe computer system will be replaced with a commercial system that is compatible with a web-based database. (General Fund-State, Resource Management Cost Account-State, Forest Development Account-State, various other funds)
4. **Improved Data Storage & Access** - Funding is provided for a network structure that will support storage and access to information. (General Fund-State, Resource Management Cost Account-State, Forest Development Account-State, various other funds)
5. **Administrative Reduction** - Administrative funding and staff are reduced.
6. **Fund Adjustment to Match Revenue** - Funding for land management and resource protection activities is reduced to match available revenues in the Forest Development Account (\$241,000), Forest Fire Protection Assessment Account (\$2 million), and Resource Management Cost Account (\$12.3 million). In addition, a one-time operational efficiency reduction is taken (\$296,000 General Fund-State). Appropriation authority is also reduced to match available revenues in the Surface Mining Reclamation Account and Air Pollution Control Account. (General Fund-State, Resource Management Cost Account-State, Surface Mining Reclamation Account-State, Air Pollution Control Account-State, Forest Fire Protection Assessment Account-Non-Appropriated, Forest Development Account-State)
7. **Aquatic Restoration Land Mgmt** - One-time and ongoing funding and staff are provided to develop and manage conservation and restoration projects on state-owned aquatic lands. (Resource Management Cost Account-State, Aquatic Lands Enhancement Account-State)
8. **Transfer ALEA Grant Program to IAC** - The administration of the Aquatic Lands Enhancement Account (ALEA) grant program is transferred to the Interagency Committee for Outdoor Recreation (IAC). (Aquatic Lands Enhancement Account-State)
9. **Geoduck Research** - One-time funding is provided to develop a geoduck research project. Of the \$265,000 provided, \$140,000 is for a contract with the University of Washington to conduct a comprehensive literature review of geoduck aquaculture research and to design a pilot project to develop the guidelines for a research project; \$100,000 is for the Department of Natural Resources (DNR) to support the development of the project, and \$25,000 is for the Department of Fish and Wildlife to provide biological support and scientific review. (Aquatic Lands Enhancement Account-State)
10. **Contaminated Sediments Liability** - One-time funding is provided to complete cleanup of contaminated sediments in Commencement Bay and to fulfill the state's obligations at other contaminated sites. (Aquatic Lands Enhancement Account-State)
11. **Derelict Vessel Removal** - Funding is provided for costs associated with removing derelict vessels. The Legislature gave public entities the authority to seize, remove, and dispose of derelict vessels, as authorized in Chapter 286, Laws of 2002 (ESHB 2376). (Aquatic Lands Enhancement Account-State, Derelict Vessel Removal Account-State)
12. **Dredged Material Program Monitoring** - Funding is provided for increased costs associated with environmental monitoring of open-water disposal sites used for the disposal of dredged material. The Dredged Materials Management Program coordinates site authorizations, permitting, contracting, and monitoring of two disposal sites. (Aquatic Land Dredged Material Disposal Site Account-State)
13. **Suppression: Disaster Acct Shift** - A one-time fund shift is made from the state general fund to the Disaster Response Account for fire suppression activities in FY 2004. (General Fund-State, Disaster Response Account-State)
14. **Fire Prevention: Revenue Adj** - Funding is reduced to match available revenue for the regulation of burning on timber lands. (Air Pollution Control Account-State)
15. **Forest Practices HCP** - Federal funding is provided for the development of a statewide habitat conservation plan (HCP) for non-federal forest landowners. The Department will prepare the environmental impact statement (EIS) and the draft implementation agreement with federal agencies implementing the Endangered Species Act (ESA). (General Fund-Federal)
16. **Increase Forest & Fish Info System** - A combination of ongoing and one-time funding and staff are provided to maintain and update computer systems that support salmon recovery, the state's Forest and Fish Report, and basic geographic information system analysis for the Forest Practices Program.
17. **SDS Lumber Lawsuit Settlement** - Funding is provided for a lawsuit settlement and purchase of approximately 232 acres of land and timber in Klickitat County from the SDS Lumber Company. The land and timber acquired with this funding will be managed for the benefit of the common schools.

A proviso in the omnibus budget requires the Department to recover by June 30, 2004, the amount appropriated by either trust management or reimbursement from the federal government. It is the intent of the Legislature that the state general fund appropriation in the 2005-07 biennium for the Forest Practices Program be reduced by the amount not recovered by trust management or reimbursement.

## Department of Natural Resources

18. **Forest Stewardship: Cut Level 3** - Funding and staff are reduced for forest stewardship assistance. The Department will continue to provide non-industrial private forest owners limited advice, assistance, and educational opportunities to enhance their land stewardship.
19. **Reduce Geology Public Information** - Funding and staff are reduced for the geology library. One librarian is retained for limited interaction with the general public, organized groups, and the educational community.
20. **Law Enforcement Investigations** - Funding is provided for two additional staff to conduct investigations of criminal and civil incidents occurring on the Department's managed and protected lands. The Law Enforcement Services Program currently has one Natural Resources Investigator in each of the seven administrative regions. (General Fund-State, Resource Management Cost Account-State, Forest Development Account-State, various other funds)
21. **Fund Shift to NRCA Stewardship** - Funds are shifted, on a one-time basis, from the state general fund to the Natural Resources Conservation Areas (NRCA) Stewardship Account. The Natural Areas Program maintains and provides operational support for 115,000 acres of natural area preserves and natural resource conservation areas. (General Fund-State, Natural Resources Conservation Areas Stewardship Account-State)
22. **Natural Area Operating Impacts** - Funding is provided for operating and maintaining 4,700 acres of land acquired under authority in the 2001-03 capital budget. Natural Area Preserves (NAPs) and NRCAs are acquired through the Trust Land Transfer Program and purchases from the Washington Wildlife and Recreation Program. This item provides ongoing funding and staff to support the basic maintenance and operation of the additions to NAPs and NRCAs.
23. **Aquatic Land ESA** - One-time and ongoing funding and staff are provided to develop an ESA compliance plan for 2.4 million acres of state-owned aquatic lands. (Aquatic Lands Enhancement Account-State)
24. **Eliminate GF-S for Public Access** - General Fund-State funding and associated staff are eliminated for support of approximately 950 miles of trails statewide. An additional \$450,000 from the Nonhighway and Off-Road Vehicles Activities (NOVA) Program Account in the capital budget will ensure all DNR campgrounds remain open for FY 2004.
25. **Shellfish Biotoxin Testing** - Ongoing funding is provided to DNR to continue shellfish biotoxin testing by the Department of Health. (Resource Management Cost Account-State)
26. **Spartina Control: Shift to ALEA** - General Fund-State funding for Spartina control is shifted to ALEA. (General Fund-State, Aquatic Lands Enhancement Account-State)
27. **Contract Harvesting** - Spending authority is provided from the Contract Harvesting Revolving Account for payment of harvesting costs incurred on contract harvesting sales and to implement Chapter 313, Laws of 2003 (2SSB 5074). (Contract Harvesting Revolving Account-Non-Appropriated)
28. **PSAMP Expenditures** - Funding is provided to improve and expand monitoring activities in the Puget Sound Ambient Monitoring Program (PSAMP). Data obtained will enhance the ability of state, federal, and local governments to manage, protect, and restore local marine ecosystems and the fish stocks they support. (Aquatic Lands Enhancement Account-State)
29. **Metals Mining Transfer** - DNR and the Department of Ecology (DOE) both conduct mining-related inspections. By mutual agreement of the two agencies, the appropriations from the Metals Mining Account are transferred from DNR to DOE on an ongoing basis. (Metals Mining Account-State)
30. **Surface Mining: Match Revenue** - Spending authority for the Surface Mining Reclamation Account is reduced to match revenue. (Surface Mining Reclamation Account-State)
31. **WCC: Working Circles with WDFW** - Funding and staff are reduced for Washington Conservation Corps (WCC) activities. DNR and the Department of Fish and Wildlife (WDFW) will coordinate the management of remaining WCC crews in "working circles" around the state.
32. **Small Forest Landowners** - Funding is provided to implement Chapter 311, Laws of 2003 (2SHB 1095). This bill provides for a one-time EIS and cost-benefit analysis and an ongoing natural resource engineer to assist with program implementation.
33. **Pension Funding Change** - Savings are achieved by adopting a new actuarial method for smoothing returns on assets for the Public Employees' Retirement System (PERS), the School Employees' Retirement System, and the Teachers' Retirement System (TRS). The new method varies the length of smoothing of a particular year's gain or loss depending on the difference from the actuarially-assumed rate of investment return. In addition, no contributions will be made toward the unfunded liabilities in the PERS and TRS Plans 1 during FY 2004 and FY 2005. (General Fund-State, various other funds)
34. **Gas Tax Revenue** - Funding is provided to reflect additional revenue from an increase in the gas tax. (Off-Road Vehicle Account-State)
35. **Temporary Exchange Authority** - The Department is authorized to accept payment for land and timber appraisals in land exchanges. (Forest Development Account-State, Resource Management Cost Account-State)
36. **Revolving Funds** - Funding levels for services provided by other state agencies, such as the Office of the Attorney General, are adjusted to reflect what those agencies are expected to bill for their services. (General Fund-State, various other funds)

## Department of Natural Resources

37. **Staff Reduc. & Oper. Efficiencies** - In order to attain administrative efficiencies, agency budgets are reduced for FTE staff years, salaries, benefits, and other operating costs. (General Fund-State, various other funds)
38. **Self-Insurance Premiums** - State agencies pay an annual self-insurance premium to fund the state's Self-Insurance Liability Program. This program is responsible for paying costs related to tort lawsuits associated with state agency programs. An agency's self-insurance premium is based on factors such as past and current claims experience, the agency staffing levels, and estimated obligations. This item reflects the increased amount for the agency's self-insurance premium in the 2003-05 biennium. (General Fund-State, various other funds)

\* Please see the 2003 Supplemental Operating Budget Section for additional information.

### *Governor's Vetoes:*

The Governor vetoed a portion of Section 308(14) of Chapter 25, Laws of 2003, 1st sp.s., Partial Veto (ESSB 5404). It has no fiscal effect in the 2003-05 biennium.

## Department of Agriculture

(Dollars in Thousands)

	GF-S	Other	Total
<b>2001-03 Expenditure Authority</b>	<b>15,249</b>	<b>75,923</b>	<b>91,172</b>
2003 Supplemental *	-57	-208	-265
<b>Total 2001-03 Biennium</b>	<b>15,192</b>	<b>75,715</b>	<b>90,907</b>
<hr/>			
<b>2003-05 Maintenance Level</b>	<b>15,494</b>	<b>76,264</b>	<b>91,758</b>
<b>Policy Changes</b>			
1. General Inflation	-99	-212	-311
2. Ag Statistics Service Reduction	-350	0	-350
3. Dairy Nutrient Program	0	947	947
4. Seed Program	0	198	198
5. Livestock Identification	0	360	360
6. Pension Funding Change	-76	-296	-372
7. Chickens (ESHB 1754)	68	4	72
8. Revolving Funds	-6	-14	-20
9. Staff Reduc. & Oper. Efficiencies	-431	-1,400	-1,831
10. Self-Insurance Premiums	88	332	420
<hr/>			
<b>Total 2003-05 Biennium</b>	<b>14,688</b>	<b>76,183</b>	<b>90,871</b>
Fiscal Year 2004 Total	7,444	37,472	44,916
Fiscal Year 2005 Total	7,244	38,711	45,955

**Comments:**

- |   |   |
|---|---|
| <p>1. <b>General Inflation</b> - Agencies are required to find sufficient efficiencies in their operations to cover the cost of inflation in the goods, services, and supplies needed for performance of their missions. (General Fund-State, various other funds)</p> <p>2. <b>Ag Statistics Service Reduction</b> - Funding and staff are reduced to reflect removal of General Fund-State support for the Washington Agriculture Statistics Service. The effect of this change will be fewer county-level crop analyses. Corresponding administrative funding and staff are also reduced.</p> <p>3. <b>Dairy Nutrient Program</b> - Funding is provided for the transfer of the Dairy Nutrient Program from the Department of Ecology to the Department of Agriculture as outlined in Chapter 325, Laws of 2003 (ESSB 5889). The bill also transfers spending authority from the Conservation Commission to the Department of Agriculture for the Dairy Waste Management Account and renames the account the Livestock Nutrient Management Account. (Water Quality Account-State, Water Quality Permit Account-State, Dairy Waste Management Account-Non-Appropriated)</p> <p>4. <b>Seed Program</b> - Spending authority is provided to implement Chapter 308, Laws of 2003 (HB 1126). This bill provides funding for two additional staff for the Seed Program to prepare for anticipated growth in seed production and increased testing of genetically-altered crops. (Agricultural Local Account-Non-Appropriated)</p> <p>5. <b>Livestock Identification</b> - Spending authority is provided to implement Chapter 326, Laws of 2003 (SSB 5891). This bill increases fees charged under the livestock identification,</p> | <p>certified feed lot, and public livestock market laws. Funding is provided for inspections at certified feed lots and slaughter plants and to increase livestock theft investigation activities. (Agricultural Local Account-Non-Appropriated)</p> <p>6. <b>Pension Funding Change</b> - Savings are achieved by adopting a new actuarial method for smoothing returns on assets for the Public Employees' Retirement System (PERS), the School Employees' Retirement System, and the Teachers' Retirement System (TRS). The new method varies the length of smoothing of a particular year's gain or loss depending on the difference from the actuarially-assumed rate of investment return. In addition, no contributions will be made toward the unfunded liabilities in the PERS and TRS Plans 1 during FY 2004 and FY 2005. (General Fund-State, various other funds)</p> <p>7. <b>Chickens (ESHB 1754)</b> - Funding is provided to implement Chapter 397, Laws of 2003 (ESHB 1754). The bill authorizes the Department to issue special, temporary permits for the slaughter, preparation, and on-farm, producer-to-consumer sale of 1,000 or fewer pastured, whole chickens in a calendar year. One-time funding of \$38,000 is provided for required rule adoption. (General Fund-State, Agricultural Local-Non-Appropriated)</p> <p>8. <b>Revolving Funds</b> - Funding levels for services provided by other state agencies, such as the Office of the Attorney General, are adjusted to reflect what those agencies are expected to bill for their services. (General Fund-State, various other funds)</p> <p>9. <b>Staff Reduc. &amp; Oper. Efficiencies</b> - In order to attain administrative efficiencies, agency budgets are reduced for FTE</p> |
|---|---|

## Department of Agriculture

staff years, salaries, benefits, and other operating costs.  
(General Fund-State, various other funds)

10. **Self-Insurance Premiums** - State agencies pay an annual self-insurance premium to fund the state's Self-Insurance Liability Program. This program is responsible for paying costs related to tort lawsuits associated with state agency programs. An agency's self-insurance premium is based on factors such as past and current claims experience, the agency staffing levels, and estimated obligations. This item reflects the increased amount for the agency's self-insurance premium in the 2003-05 biennium. (General Fund-State, various other funds)

NOTE: Amounts shown here reflect only the omnibus appropriations act. The remainder of the Department of Agriculture's budget is shown in the Transportation Budget Section of this document.

\* Please see the 2003 Supplemental Operating Budget Section for additional information.



## Washington Pollution Liability Insurance Program

(Dollars in Thousands)

	GF-S	Other	Total
<b>2001-03 Expenditure Authority</b>	<b>0</b>	<b>2,150</b>	<b>2,150</b>
<b>2003-05 Maintenance Level</b>	<b>0</b>	<b>2,042</b>	<b>2,042</b>
<b>Policy Changes</b>			
1. General Inflation	0	-6	-6
2. Agency Administration Fund Shift	0	0	0
3. Pension Funding Change	0	-8	-8
4. Revolving Funds	0	6	6
5. Staff Reduc. & Oper. Efficiencies	0	-140	-140
<b>Total 2003-05 Biennium</b>	<b>0</b>	<b>1,894</b>	<b>1,894</b>
Fiscal Year 2004 Total	0	941	941
Fiscal Year 2005 Total	0	953	953

**Comments:**

1. **General Inflation** - Agencies are required to find sufficient efficiencies in their operations to cover the cost of inflation in the goods, services, and supplies needed for performance of their missions. (Pollution Liability Insurance Program Trust Account-State, Heating Oil Pollution Liability Trust Account-Non-Appropriated)
  
2. **Agency Administration Fund Shift** - Appropriation authority is transferred from the Heating Oil Pollution Liability Trust Account to the Pollution Liability Insurance Program Trust Account. Funding is provided for program administration. (Pollution Liability Insurance Program Trust Account-State, Heating Oil Pollution Liability Trust Account-Non-Appropriated)
  
3. **Pension Funding Change** - Savings are achieved by adopting a new actuarial method for smoothing returns on assets for the Public Employees' Retirement System (PERS), the School Employees' Retirement System, and the Teachers' Retirement System (TRS). The new method varies the length of smoothing of a particular year's gain or loss depending on the difference from the actuarially-assumed rate of investment return. In addition, no contributions will be made toward the unfunded liabilities in the PERS and TRS Plans 1 during FY 2004 and FY 2005. (Pollution Liability Insurance Program Trust Account-State, Heating Oil Pollution Liability Trust Account-Non-Appropriated)
  
4. **Revolving Funds** - Funding levels for services provided by other state agencies, such as the Office of the Attorney General, are adjusted to reflect what those agencies are expected to bill for their services. (Pollution Liability Insurance Program Trust Account-State)
  
5. **Staff Reduc. & Oper. Efficiencies** - In order to attain administrative efficiencies, agency budgets are reduced for FTE staff years, salaries, benefits, and other operating costs. (Pollution Liability Insurance Program Trust Account-State)



# Transportation

The majority of funding for transportation services is included in the transportation budget, not in the omnibus appropriations act. The omnibus appropriations act includes only a portion of the funding for the Department of Licensing and the Washington State Patrol. Therefore, the notes contained in this section are limited. For additional information on transportation funding, please see the Transportation Budget section of this document.

## **Washington State Patrol**

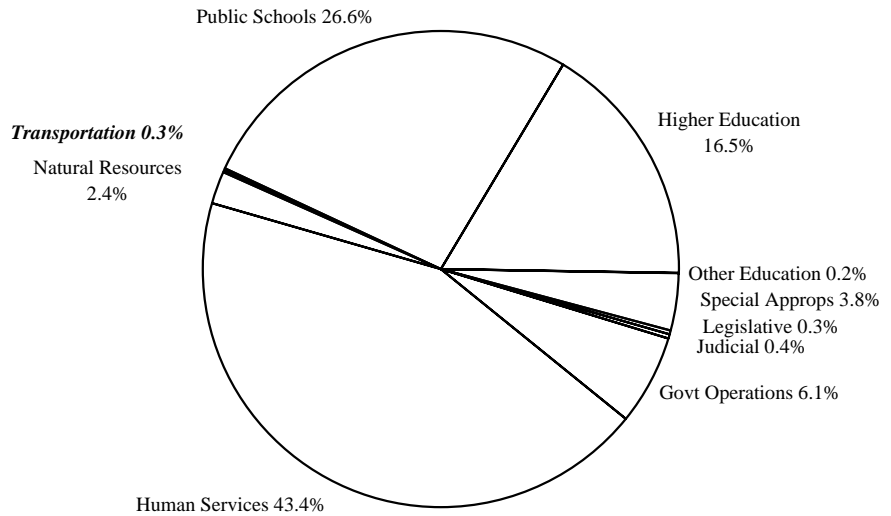
A total of \$200,000 is provided for two full-time equivalent staff in the State Fire Marshal's office to review K-12 school construction documents for fire and life safety issues. In previous biennia, these staff positions were funded in the capital budget.

Legislation passed this session requires new funding for the addition of wildland firefighter training to the current firefighter one level training curriculum. Chapter 316, Laws of 2003 (SB 5176), provides for the new training, increases the allowable reimbursement hours, and increases the reimbursement rate to fire districts and cities that provide wildland firefighter training as part of the firefighter one level training.

## 2003-05 Washington State Operating Budget Total Budgeted Funds

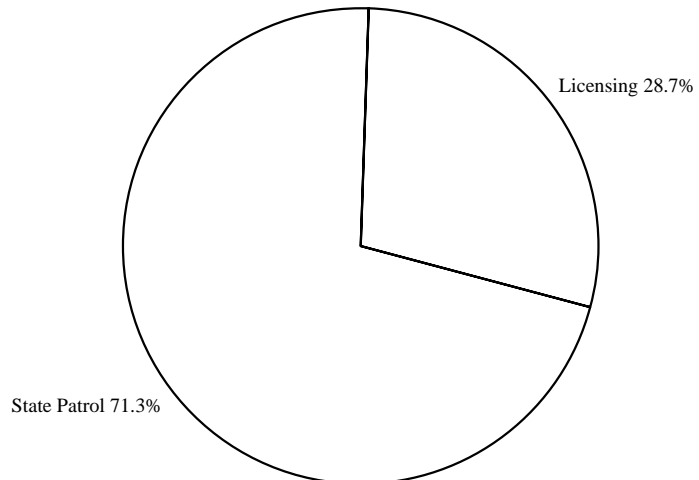
(Dollars in Thousands)

Legislative	136,394
Judicial	162,179
Governmental Operations	2,726,495
Human Services	19,457,885
Natural Resources	1,091,562
<b>Transportation</b>	<b>123,957</b>
Public Schools	11,906,608
Higher Education	7,400,500
Other Education	99,594
Special Appropriations	1,690,584
<b>Statewide Total</b>	<b>44,795,758</b>



### Washington State

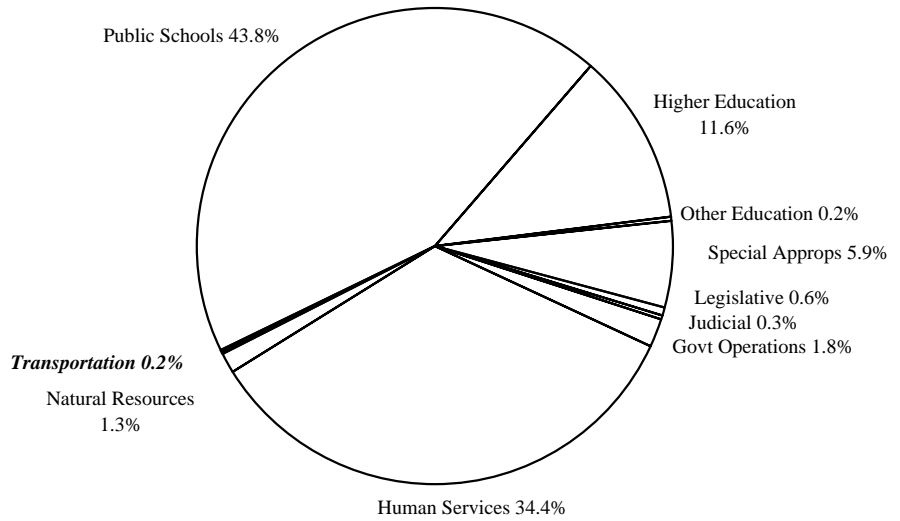
Washington State Patrol	88,373
Dept of Licensing	35,584
<b>Transportation</b>	<b>123,957</b>



**2003-05 Washington State Operating Budget**  
**General Fund-State**  
(Dollars in Thousands)


---

Legislative	129,628
Judicial	78,492
Governmental Operations	411,360
Human Services	7,933,222
Natural Resources	297,097
<b>Transportation</b>	<b>48,834</b>
Public Schools	10,104,649
Higher Education	2,667,195
Other Education	39,932
Special Appropriations	1,370,972
<b>Statewide Total</b>	<b>23,081,381</b>



**Washington State**

Washington State Patrol	38,860
Dept of Licensing	9,974
<b>Transportation</b>	<b>48,834</b>



## Department of Licensing

(Dollars in Thousands)

	GF-S	Other	Total
<b>2001-03 Expenditure Authority</b>	<b>10,666</b>	<b>23,627</b>	<b>34,293</b>
2003 Supplemental *	50	94	144
<b>Total 2001-03 Biennium</b>	<b>10,716</b>	<b>23,721</b>	<b>34,437</b>
<b>2003-05 Maintenance Level</b>	<b>10,326</b>	<b>24,969</b>	<b>35,295</b>
<b>Policy Changes</b>			
1. General Inflation	-42	-94	-136
2. Equipment Replacement Costs	28	78	106
3. Master License Services	0	403	403
4. Expanded Internet 2003-05	0	229	229
5. Information Technology Svcs (ITS)	0	389	389
6. Pension Funding Change	-58	-112	-170
7. Revolving Funds	-20	-6	-26
8. Staff Reduc. & Oper. Efficiencies	-260	-246	-506
<b>Total 2003-05 Biennium</b>	<b>9,974</b>	<b>25,610</b>	<b>35,584</b>
Fiscal Year 2004 Total	4,986	12,947	17,933
Fiscal Year 2005 Total	4,988	12,663	17,651

**Comments:**

1. **General Inflation** - Agencies are required to find sufficient efficiencies in their operations to cover the cost of inflation in the goods, services, and supplies needed for performance of their missions. (General Fund-State, various other funds)
2. **Equipment Replacement Costs** - One-time funding is provided to replace the remittance mail processing machine, which processes professional license renewal fees returned by mail. The current equipment is obsolete and no longer supported by the manufacturer. New equipment will also be able to process transportation-related billing, and additional funds are appropriated in the Transportation Budget. (General Fund-State, various other funds)
3. **Master License Services** - Funding is provided to cover the costs of partnering with cities and other state agencies to perform new business licensing functions within the Master License Service Program. The funding is for three additional FTEs and anticipated credit card fees associated with on-line payments. (Master License Account-State)
4. **Expanded Internet 2003-05** - Funding is provided to expand the Internet services provided by the Business and Professions Division. The renewal of the following new business and professional licenses will be provided on-line: Architects; Landscape Architects; Bail Bonds; Security Guards; Funeral Directors; Notaries; Real Estate Brokers; Real Estate Sales; Real Estate Appraisers; Cemeteries; Liquor Shopkeepers; Collection Agencies; Private Investigators; Sellers of Travel; Employment Agencies; Bulk Fertilizer Dealers; Refrigerated Lockers; Seed Dealers; Pesticide Dealers; Cigarette Retail/Wholesale; Whitewater River Outfitters; and Underground Storage Tanks. (Various funds)
5. **Information Technology Svcs (ITS)** - Funding is provided for information technology expansion and support associated with a variety of projects. These projects include information technology infrastructure improvements, Unisys re-platforming, call center improvements, one-stop business licensing, and the Special Investigations Unit. The Unisys Re-Platforming Project represents Phase I of a comprehensive program to migrate core agency systems from existing mainframe "legacy" systems to a modern server-based environment. (Various funds)
6. **Pension Funding Change** - Savings are achieved by adopting a new actuarial method for smoothing returns on assets for the Public Employees' Retirement System (PERS), the School Employees' Retirement System, and the Teachers' Retirement System (TRS). The new method varies the length of smoothing of a particular year's gain or loss depending on the difference from the actuarially-assumed rate of investment return. In addition, no contributions will be made toward the unfunded liabilities in the PERS and TRS Plans 1 during FY 2004 and FY 2005. (General Fund-State, various other funds)
7. **Revolving Funds** - Funding levels for services provided by other state agencies, such as the Office of the Attorney General, are adjusted to reflect what those agencies are expected to bill for their services. (General Fund-State, various other funds)
8. **Staff Reduc. & Oper. Efficiencies** - In order to attain administrative efficiencies, agency budgets are reduced for FTE staff years, salaries, benefits, and other operating costs. (General Fund-State, various other funds)

## Department of Licensing

NOTE: Amounts shown here reflect only the omnibus appropriations act. The remainder of the Department of Licensing's budget is shown in the Transportation Budget Section of this document.

\* Please see the 2003 Supplemental Operating Budget Section for additional information.

## Washington State Patrol

(Dollars in Thousands)

	GF-S	Other	Total
<b>2001-03 Expenditure Authority</b>	<b>29,500</b>	<b>41,897</b>	<b>71,397</b>
2003 Supplemental *	338	1,331	1,669
<b>Total 2001-03 Biennium</b>	<b>29,838</b>	<b>43,228</b>	<b>73,066</b>
<hr/>			
<b>2003-05 Maintenance Level</b>	<b>44,292</b>	<b>44,199</b>	<b>88,491</b>
<b>Policy Changes</b>			
1. General Inflation	-19	-43	-62
2. Crime Lab Funding Adjustment	0	0	0
3. Executive Protection	0	216	216
4. Reduce Drug Enforcement Funding	-507	0	-507
5. Fund Drug Enforcement with PSEA	-4,000	4,000	0
6. Fire Services Funding Adjustment	0	0	0
7. Pension Funding Change	-222	-153	-375
8. SB 5176 - Wildland Fire Training	0	750	750
9. School Fire Prevention	0	200	200
10. Enhanced 911 Equipment	0	612	612
11. Revolving Funds	18	0	18
12. Staff Reduc. & Oper. Efficiencies	-760	-268	-1,028
13. Self-Insurance Premiums	58	0	58
<hr/>			
<b>Total 2003-05 Biennium</b>	<b>38,860</b>	<b>49,513</b>	<b>88,373</b>
Fiscal Year 2004 Total	20,005	25,147	45,152
Fiscal Year 2005 Total	18,855	24,366	43,221

**Comments:**

- 1. **General Inflation** - Agencies are required to find sufficient efficiencies in their operations to cover the cost of inflation in the goods, services, and supplies needed for performance of their missions. (General Fund-State, various other funds)
- 2. **Crime Lab Funding Adjustment** - Under RCW 82.14.310 and RCW 82.14.320, not more than 5 percent of funds deposited into the county and municipal criminal justice assistance accounts are available for appropriations to the Washington State Patrol (WSP) crime laboratory. To stay within these statutory requirements, funding from these two accounts is reduced and offset with an increase in Public Safety and Education Account funds. (Public Safety and Education Account-State, County Criminal Justice Assistance Account, Municipal Criminal Justice Assistance Account)
- 3. **Executive Protection** - Funding is provided for two additional cadets to provide 24-hour, seven days per week coverage for the secure entrance of the Governor's residence. The State Patrol is currently absorbing the cost of staffing the residence entrance but will no longer be able to do so in the 2003-05 biennium. (Public Safety and Education Account-State)
- 4. **Reduce Drug Enforcement Funding** - General Fund-State funding is reduced for drug enforcement activities, including elimination of 1.2 Trooper Detective FTEs in the Narcotics Section and 1.0 FTE in the Methamphetamine Resource Center.
- 5. **Fund Drug Enforcement with PSEA** - Public Safety and Education Account (PSEA) funds are used to replace a General Fund-State reduction in drug enforcement. (General Fund-State, Public Safety and Education Account-State)
- 6. **Fire Services Funding Adjustment** - A reduction of \$38,000 due to declining revenues in the State Toxics Control Account is offset by additional appropriation authority in the Fire Services Training Account. This will allow the Fire Services Bureau to continue using special live fuels in its hazardous materials trainings. The fund balance in the Fire Services Training Account is sufficient to handle the additional expenditure without raising fees to local fire districts. (State Toxics Control Account, Fire Services Training Account-State)
- 7. **Pension Funding Change** - Savings are achieved by adopting a new actuarial method for smoothing returns on assets for the Public Employees' Retirement System (PERS), the School Employees' Retirement System, and the Teachers' Retirement System (TRS). The new method varies the length of smoothing of a particular year's gain or loss depending on the difference from the actuarially-assumed rate of investment return. In addition, no contributions will be made toward the unfunded liabilities in the PERS and TRS Plans 1 during FY 2004 and FY 2005. (General Fund-State, various other funds)
- 8. **SB 5176 - Wildland Fire Training** - Funding is provided to implement Chapter 316, Laws of 2003 (SB 5176). This bill provides for wildland firefighter training and increases the allowable reimbursement hours and the reimbursement rate to fire districts and cities who provide this training. (Fire Services Training Account-State)



## Washington State Patrol

9. **School Fire Prevention** - Funding is provided for two FTEs in the State Fire Marshal's office to review K-12 construction documents for fire and life safety issues. During the 2001-03 biennium these staff positions were funded in the capital budget. (Fire Services Account-State)
10. **Enhanced 911 Equipment** - Funding is provided to replace the State Patrol's computer aided dispatch (CAD) system for emergency 911 calls. The new CAD system will enable the agency to provide Enhanced 911 caller/location identification and positioning for wireless calls. The funding level reflects the 2003-05 portion of debt service on a Certificate of Participation. Future payments may be paid with transportation funds. (Enhanced 911 Account-State)
11. **Revolving Funds** - Funding levels for services provided by other state agencies, such as the Office of the Attorney General, are adjusted to reflect what those agencies are expected to bill for their services.
12. **Staff Reduc. & Oper. Efficiencies** - In order to attain administrative efficiencies, agency budgets are reduced for FTE staff years, salaries, benefits, and other operating costs. (General Fund-State, Public Safety and Education Account-State)
13. **Self-Insurance Premiums** - State agencies pay an annual self-insurance premium to fund the state's Self-Insurance Liability Program. This program is responsible for paying costs related to tort lawsuits associated with state agency programs. An agency's self-insurance premium is based on factors such as past and current claims experience, the agency staffing levels, and estimated obligations. This item reflects the increased amount for WSP's self-insurance premium in the 2003-05 biennium.

NOTE: Amounts shown here reflect only the omnibus appropriations act. The remainder of the WSP's budget is shown in the Transportation Budget Section of this document.

\* Please see the 2003 Supplemental Operating Budget Section for additional information.



# Public Schools

## Increases

### **Health Benefits – \$116.0 Million General Fund-State**

Funding is provided to increase the K-12 monthly benefit rate from \$457.07 per employee in the 2002-03 school year to \$481.31 in the 2003-04 school year and to \$570.74 in the 2004-05 school year.

### **Beginning Teacher Salary Increases – \$29.2 Million General Fund-State**

Salary increases are provided for certificated instructional staff that are in their first seven years of teaching. Beginning in the 2004-05 school year, a beginning teacher with a Bachelor of Arts degree will earn an annual salary of at least \$30,023.

### **Truancy Petitions – \$3.0 Million Public Safety and Education Account**

Funding is provided through the Office of the Administrator for the Courts to reimburse school districts for filing truancy petitions in juvenile court.

### **Focused Assistance to Schools – \$2.6 Million General Fund-State**

Funding is provided for 30 additional low-performing schools to receive Focused Assistance, which increases total state funding for the program to \$6.1 million.

### **Digital Learning Commons – \$2.0 Million General Fund-State**

The Digital Learning Commons will create, in collaboration with schools, a web-based portal where students, parents, and teachers from around the state will have access to digital curriculum resources, learning tools, and on-line classes. Funding is provided through the Department of Information Systems.

### **Washington Achievers Scholars – \$1.0 Million General Fund-State**

Funding is provided for the Washington State Achievers Scholarship Program to support community involvement officers who recruit, train, and match community volunteer mentors with high school students selected as achiever scholars. After graduating from high school, the achiever scholars receive college scholarships funded through private grants.

## Savings and Reductions

### **Student Achievement Fund Per Student Allocations – \$236.9 Million Student Achievement Fund-State Savings**

Initiative 728 allocations to school districts will increase from \$211.67 in the 2003-04 school year to \$254.00 in the 2004-05 school year, rather than to \$450.00 as required under the original Initiative language. In addition, the distributions will be spread over 12 months rather than 10 months. The per student allocations will increase to \$300.00 in the 2005-06 school year, \$375.00 in the 2006-07 school year, \$450.00 in the 2007-08 school year, and will increase by inflation beginning in the 2008-09 school year.

### **Initiative 732 Cost-of-Living Adjustment – \$190.6 Million General Fund-State Savings**

The salary increases provided to K-12 employees under Initiative 732 are suspended for the 2003-05 biennium.

**Pension Funding Change – \$61.4 Million General Fund-State Savings**

Savings are achieved by adopting a new actuarial method for smoothing returns on assets for the Public Employees' Retirement System (PERS), the School Employees' Retirement System (SERS), and the Teachers' Retirement System (TRS). The new method varies the length of smoothing of a particular year's gain or loss depending on the difference from the actuarially-assumed rate of investment return. In addition, no contributions will be made towards the unfunded liabilities in the PERS and TRS Plans 1 during FY 2004 and FY 2005.

**State Flexible Education Funds – \$41.4 Million General Fund-State Savings**

For the 2002-03 school year, the state allocated flexible education funds to school districts to supplement basic education. The funds were provided at a rate of \$21.55 per student, based on school districts' prior year FTE student enrollment. Beginning with the 2003-04 school year, the flexible education funds are eliminated.

**Levy Equalization Allocations – \$17.3 Million General Fund-State Savings**

State allocations for the Local Effort Assistance Program (levy equalization) are uniformly reduced by 6.3 percent.

**Integrate Federal Funds – \$17.1 Million General Fund-State Savings**

Federal funds to Washington State for special education will increase by \$20 million in the 2003-04 school year and an additional \$20 million in the 2004-05 school year. A portion of the federal fund increase is incorporated to pay for some of the increased costs of the Special Education Program.

**Better Schools Class Size – \$13.9 Million General Fund-State Savings**

The Better Schools K-4 enhanced staffing ratio is eliminated in the 2004-05 school year. This program provides 0.8 certificated instructional staff for every 1,000 students.

**Transportation Depreciation Changes – \$10.7 Million General Fund-State Savings**

To be eligible for state reimbursement, a school bus purchased on or after July 1, 2003, must be competitively bid based on the lowest solicited price quotes from bus dealers for school buses meeting state and local standards.

**Educational Service Districts – \$2.0 Million General Fund-State Savings**

State funding to Educational Service Districts (ESDs) is reduced. The State Board of Education is encouraged to reduce the number of ESDs from nine to seven through consolidation.

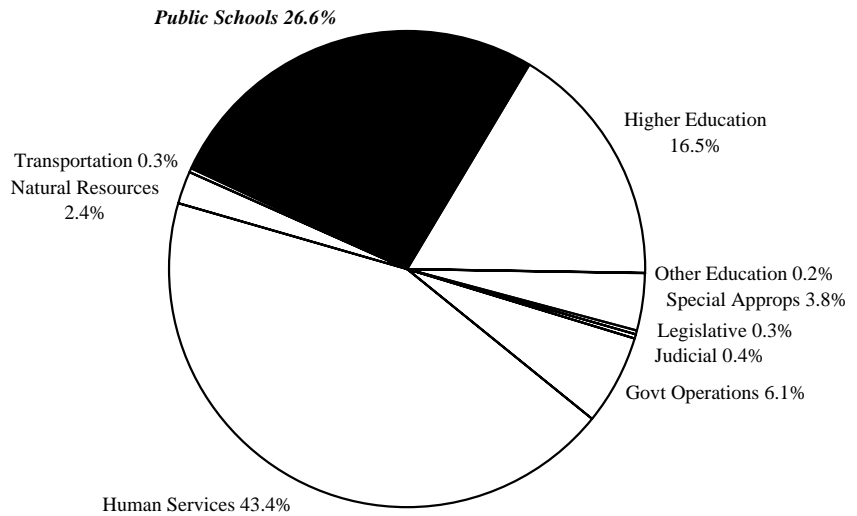
**Other Non-Basic Education Reductions – \$6.5 Million General Fund-State Savings**

A variety of reductions are made in non-basic education programs. Some examples include: assumed administrative efficiencies in the Office of Superintendent of Public Instruction; efficiencies and changes to the Alternative Routes to Certification Program; and reducing state funding for various K-12 training programs.

## 2003-05 Washington State Operating Budget Total Budgeted Funds

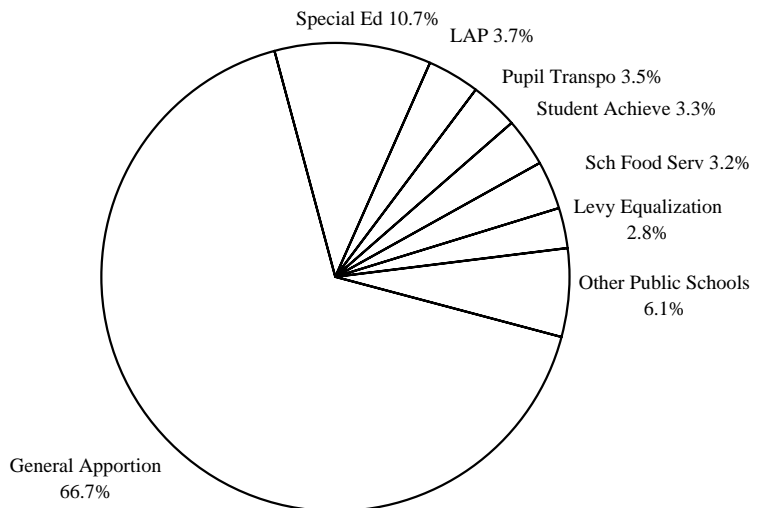
(Dollars in Thousands)

Legislative	136,394
Judicial	162,179
Governmental Operations	2,726,495
Human Services	19,457,885
Natural Resources	1,091,562
Transportation	123,957
<b>Public Schools</b>	<b>11,906,608</b>
Higher Education	7,400,500
Other Education	99,594
Special Appropriations	1,690,584
<b>Statewide Total</b>	<b>44,795,758</b>



## Washington State

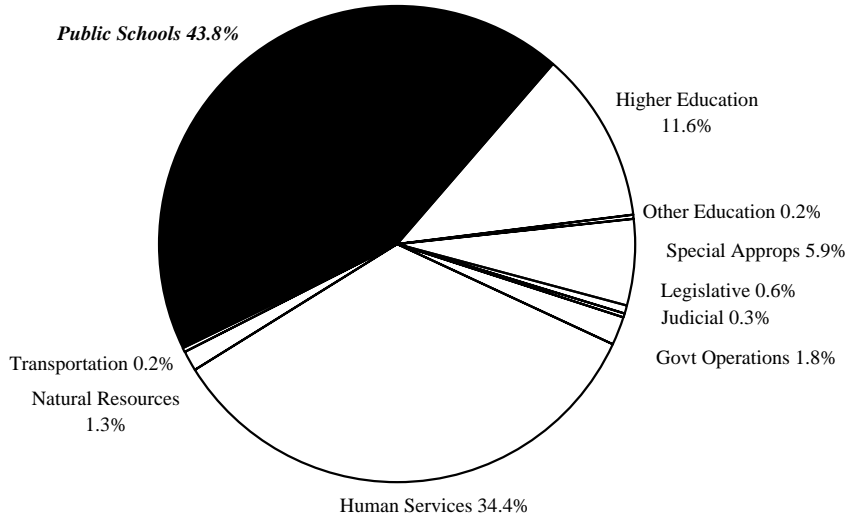
General Apportionment	7,945,276
Special Education	1,270,835
Learning Assist Pgm	436,614
Pupil Transportation	411,917
Student Achievement	398,203
School Food Services	383,061
Levy Equalization	329,309
Other Public Schools	731,393
<b>Public Schools</b>	<b>11,906,608</b>



**2003-05 Washington State Operating Budget**  
**General Fund-State**  
(Dollars in Thousands)

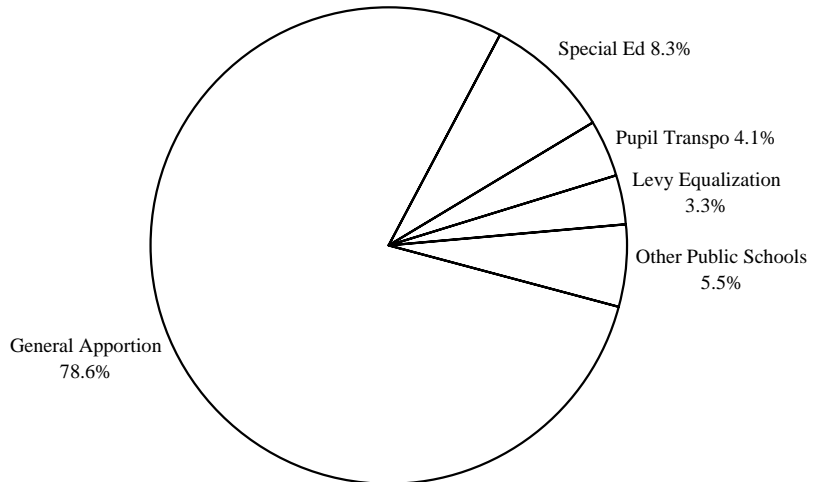
---

Legislative	129,628
Judicial	78,492
Governmental Operations	411,360
Human Services	7,933,222
Natural Resources	297,097
Transportation	48,834
<b>Public Schools</b>	<b>10,104,649</b>
Higher Education	2,667,195
Other Education	39,932
Special Appropriations	1,370,972
<b>Statewide Total</b>	<b>23,081,381</b>



**Washington State**

General Apportionment	7,945,276
Special Education	861,198
Pupil Transportation	411,917
Levy Equalization	329,309
Other Public Schools	556,949
<b>Public Schools</b>	<b>10,104,649</b>



## Public Schools

### WORKLOAD HISTORY

By School Year

	1995-96	1996-97	1997-98	1998-99	1999-00	2000-01	2001-02	2002-03	<u>Estimated</u>	
									2003-04	2004-05
<b>General Apportionment</b>										
FTE Enrollment	904,288	923,467	936,435	946,385	948,485	951,033	956,567	959,234	960,201	960,795
% Change from prior year		2.1%	1.4%	1.1%	0.2%	0.3%	0.6%	0.3%	0.1%	0.1%
<b>Special Education</b>										
Funded Enrollment <sup>(1)</sup>	108,185	109,149	111,257	113,249	115,257	116,709	118,519	120,832	121,094	121,411
% Change from prior year		0.9%	1.9%	1.8%	1.8%	1.3%	1.6%	2.0%	0.2%	0.3%
<b>Bilingual Education</b>										
Headcount Enrollment	42,981	46,029	47,975	52,040	55,656	59,514	62,522	66,058	69,273	72,356
% Change from prior year		7.1%	4.2%	8.5%	6.9%	6.9%	5.1%	5.7%	4.9%	4.4%
<b>Learning Assistance Program</b>										
Entitlement Units <sup>(1)</sup>	154,867	157,482	159,556	159,481	184,804	177,763	174,275	170,157	165,191	162,377
% Change from prior year		1.7%	1.3%	0.0%	15.9%	-3.8%	-2.0%	-2.4%	-2.9%	-1.7%

(1) Beginning in 2002-03, the workload indicators include incorporation of federal funds.

Data Sources :

1995-96 through 1998-99 amounts from SPI/OFM and Caseload Forecast Council.

2001-02 through 2004-05 estimates from Caseload Forecast Council and legislative 2003-05 budget.

**Public Schools  
OSPI & Statewide Programs**

(Dollars in Thousands)

	<u>GF-S</u>	<u>Other</u>	<u>Total</u>
<b>2001-03 Expenditure Authority</b>	<b>51,480</b>	<b>140,696</b>	<b>192,176</b>
2003 Supplemental *	0	17,195	17,195
<b>Total 2001-03 Biennium</b>	<b>51,480</b>	<b>157,891</b>	<b>209,371</b>
<b>2003-05 Maintenance Level</b>	<b>44,632</b>	<b>87,811</b>	<b>132,443</b>
<b>Policy Changes</b>			
1. Alternative Certification Routes	-2,314	0	-2,314
2. Anti-Bullying/Harassment Training	-486	0	-486
3. Sexual Abstinence Program	-388	0	-388
4. General Inflation	-37	-159	-196
5. 2SHB 2012 Pilot Projects	995	0	995
6. Pension Funding Change	-144	0	-144
7. Washington Achievers Scholars	1,000	0	1,000
8. World War II Oral History Project	-292	0	-292
9. Charter Schools	306	0	306
10. Revolving Funds	-110	0	-110
11. Staff Reduc. & Oper. Efficiencies	-1,318	0	-1,318
12. Lapse	-306	0	-306
<b>Total 2003-05 Biennium</b>	<b>41,538</b>	<b>87,652</b>	<b>129,190</b>
Fiscal Year 2004 Total	20,581	37,770	58,351
Fiscal Year 2005 Total	20,957	49,882	70,839

**Comments:**

- Alternative Certification Routes** - Alternative certification routes are teacher-training programs that serve as an alternative to traditional teacher preparation programs. The alternative route programs are developed as partnerships between school districts and higher education teacher preparation programs. Chapter 410, Laws of 2003 (SB 6052 - Alternative Route Teacher Certification), eliminates the stipend for interns in the program, decreases the stipend for mentors in the program, and increases the conditional scholarship from \$4,000 per year to \$8,000 per year. The net effect of these changes and the savings taken here is that the number of state-funded interns in the program can increase from about 60 to about 90.
- Anti-Bullying/Harassment Training** - The Office of Superintendent of Public Instruction (OSPI) has developed a model bullying and harassment prevention policy and has created training materials for use by school and educational service districts. Since the development of the policy and materials has been completed, state funding for this activity is eliminated.
- Sexual Abstinence Program** - State funding for the design of media and community campaigns promoting sexual abstinence is eliminated.
- General Inflation** - Agencies are required to find sufficient efficiencies in their operations to cover the cost of inflation in the goods, services, and supplies needed for performance of their missions. (General Fund-State, General Fund-Federal)
- 2SHB 2012 Pilot Projects** - Under Chapter 133, Laws of 2003 (2SHB 2012 - Special Services Pilot Program), two districts will be selected to provide early intensive reading and language assistance to students who are struggling academically. To the extent that the pilot projects are successful in reducing the number of students in special education and therefore reducing state special education expenditures, funding is provided for the pilot projects.
- Pension Funding Change** - Savings are achieved by adopting a new actuarial method for smoothing returns on assets for the Public Employees' Retirement System (PERS), the School Employees' Retirement System, and the Teachers' Retirement System (TRS). The new method varies the length of smoothing of a particular year's gain or loss depending on the difference from the actuarially-assumed rate of investment return. In addition, no contributions will be made toward the unfunded liabilities in the PERS and TRS Plans 1 during FY 2004 and FY 2005.
- Washington Achievers Scholars** - Funding is provided for the Washington State Achievers Scholarship Program. The funds will be used to support community involvement officers who recruit, train, and match community volunteer mentors with high school students selected as achiever scholars. After graduating from high school, achiever scholars receive college scholarships funded through private grants.



## Public Schools OSPI & Statewide Programs

8. **World War II Oral History Project** - State funding for this program is eliminated.
9. **Charter Schools** - Funding is provided to implement 2ESSB 5012 (Charter Schools), which provides for the establishment of a limited number of charter schools. Most of the fiscal impact comes from an anticipated increase in funded enrollment due to home-schooled and private school students switching to public charter schools. See item 12.
10. **Revolving Funds** - Funding levels for services provided by other state agencies, such as the Office of the Attorney General, are adjusted to reflect what those agencies are expected to bill for their services.
11. **Staff Reduc. & Oper. Efficiencies** - In order to attain administrative efficiencies, agency budgets are reduced for FTE staff years, salaries, benefits, and other operating costs.
12. **Lapse** - Funding was provided to implement 2ESSB 5012 (Charter Schools) contingent on enactment of the bill by June 30, 2003. Because the bill was not passed by the Legislature, the appropriation lapsed.

\* Please see the 2003 Supplemental Operating Budget Section for additional information.

### *Governor's Vetoes:*

The Governor vetoed Section 501(2)(a)(iv) of Chapter 25, Laws of 2003, 1st sp.s., Partial Veto (ESSB 5404), Transfer of Federal Funds for Teen Aware, which directed the Department of Health to transfer \$400,000 to OSPI for the continuation of the Teen Aware Program. The Governor vetoed the proviso because state funding for the program, which OSPI has used to administer the program and to provide matching funds, was eliminated.

**Public Schools  
General Apportionment**

(Dollars in Thousands)

	<u>GF-S</u>	<u>Other</u>	<u>Total</u>
<b>2001-03 Expenditure Authority</b>	<b>7,498,021</b>	<b>0</b>	<b>7,498,021</b>
2003 Supplemental *	16,692	0	16,692
<b>Total 2001-03 Biennium</b>	<b>7,514,713</b>	<b>0</b>	<b>7,514,713</b>
<b>2003-05 Maintenance Level</b>	<b>8,011,027</b>	<b>0</b>	<b>8,011,027</b>
<b>Policy Changes</b>			
1. Pension Funding Change	-51,877	0	-51,877
2. Better Schools	-13,874	0	-13,874
3. Charter Schools	1,340	0	1,340
4. Lapse	-1,340	0	-1,340
<b>Total 2003-05 Biennium</b>	<b>7,945,276</b>	<b>0</b>	<b>7,945,276</b>
Fiscal Year 2004 Total	3,969,248	0	3,969,248
Fiscal Year 2005 Total	3,976,028	0	3,976,028

**Comments:**

- Pension Funding Change** - Savings are achieved by adopting a new actuarial method for smoothing returns on assets for the Public Employees' Retirement System (PERS), the School Employees' Retirement System (SERS), and the Teachers' Retirement System (TRS). The new method varies the length of smoothing of a particular year's gain or loss depending on the difference from the actuarially-assumed rate of investment return. In addition, no contributions will be made towards the unfunded liabilities in the PERS and TRS Plans 1 during FY 2004 and FY 2005. The SERS employer contribution rate includes an increase of 0.01 percent due to the enactment of Chapter 402, Laws of 2003 (HB 1207 - Public Employee Death Benefits).
- Better Schools** - Beginning with the 2004-05 school year, the Better Schools K-4 staffing ratio enhancement is eliminated. The enhancement provides 0.8 certificated instructional staff per 1,000 students enrolled in kindergarten through fourth grade.
- Charter Schools** - Funding is provided to implement 2ESSB 5012 (Charter Schools), which provides for the establishment of a limited number of charter schools. Most of the fiscal impact comes from an anticipated increase in funded enrollment due to home-schooled and private school students switching to public charter schools. Because the bill was not enacted by June 30, 2003, the funding lapsed. See item 4.
- Lapse** - Funding was provided to implement 2ESSB 5012 (Charter Schools) contingent on enactment of the bill by June 30, 2003. Because the bill was not passed by the Legislature, the appropriation lapsed.

\* Please see the 2003 Supplemental Operating Budget Section for additional information.

**Public Schools  
 Compensation Adjustments**

(Dollars in Thousands)

	<u>GF-S</u>	<u>Other</u>	<u>Total</u>
<b>2001-03 Expenditure Authority</b>	<b>380,813</b>	<b>191</b>	<b>381,004</b>
2003 Supplemental *	899	55	954
<b>Total 2001-03 Biennium</b>	<b>381,712</b>	<b>246</b>	<b>381,958</b>
<b>2003-05 Maintenance Level</b>	<b>190,563</b>	<b>208</b>	<b>190,771</b>
<b>Policy Changes</b>			
1. Cost-of-Living Increases	-190,563	-208	-190,771
2. Health Benefits	116,030	453	116,483
3. Beginning Teacher Salary Increase	29,151	106	29,257
<b>Total 2003-05 Biennium</b>	<b>145,181</b>	<b>559</b>	<b>145,740</b>
Fiscal Year 2004 Total	28,511	59	28,570
Fiscal Year 2005 Total	116,670	500	117,170

**Comments:**

- 1. Cost-of-Living Increases** - The salary increases provided by Initiative 732 are suspended for the 2003-04 and 2004-05 school years, consistent with Chapter 20, Laws of 2003, 1st sp.s. (SB 6059, Teachers' Cost-of-Living Increases). (General Fund-State, General Fund-Federal)
- 2. Health Benefits** - Funding is provided to increase the K-12 monthly benefit rate from \$457.07 per employee in the 2002-03 school year to \$481.31 in the 2003-04 school year and to \$570.74 in the 2004-2005 school year. This increases the K-12 funding rates by the same amount as the state employer rates. (General Fund-State, General Fund-Federal)
- 3. Beginning Teacher Salary Increase** - The state uses a salary schedule to allocate funds to school districts for certificated instructional staff salaries. This schedule provides increments for additional experience and education. For the 2002-03 school year, the state-funded annual salary for a beginning teacher was \$28,300. In the 2003-04 school year, funding is provided to increase beginning teacher and second year teacher salaries by an average of 3 percent, 2.5 percent for third year teachers, 1.5 percent for fourth year teachers, 1 percent for fifth year teachers, and 0.5 percent for sixth and seventh year teachers. In the 2004-05 school year, additional salary increases of the same percentages are provided. An estimated 32 percent of teachers will receive salary increases as a result of these salary schedule adjustments. By the second year of the biennium, the annual salary for a beginning teacher with a Bachelor of Arts degree will be at least \$30,023. (General Fund-State, General Fund-Federal)

\* Please see the 2003 Supplemental Operating Budget Section for additional information.

**Public Schools  
 Pupil Transportation**

(Dollars in Thousands)

	<u>GF-S</u>	<u>Other</u>	<u>Total</u>
<b>2001-03 Expenditure Authority</b>	<b>385,695</b>	<b>0</b>	<b>385,695</b>
2003 Supplemental *	18,726	0	18,726
<b>Total 2001-03 Biennium</b>	<b>404,421</b>	<b>0</b>	<b>404,421</b>
<b>2003-05 Maintenance Level</b>	<b>424,148</b>	<b>0</b>	<b>424,148</b>
<b>Policy Changes</b>			
1. Pension Funding Change	-1,531	0	-1,531
2. Depreciation Changes	-10,700	0	-10,700
<b>Total 2003-05 Biennium</b>	<b>411,917</b>	<b>0</b>	<b>411,917</b>
Fiscal Year 2004 Total	201,638	0	201,638
Fiscal Year 2005 Total	210,279	0	210,279

**Comments:**

1. **Pension Funding Change** - Savings are achieved by adopting a new actuarial method for smoothing returns on assets for the Public Employees' Retirement System (PERS), the School Employees' Retirement System (SERS), and the Teachers' Retirement System (TRS). The new method varies the length of smoothing of a particular year's gain or loss depending on the difference from the actuarially-assumed rate of investment return. In addition, no contributions will be made towards the unfunded liabilities in the PERS and TRS Plans 1 during FY 2004 and FY 2005. The SERS employer contribution rate includes an increase of 0.01 percent due to the enactment of Chapter 402, Laws of 2003 (HB 1207 - Public Employee Death Benefits).
2. **Depreciation Changes** - To be eligible for state reimbursement, a school bus purchased on or after July 1, 2003, must be competitively bid based on the lowest-solicited price quotes from bus dealers for school buses meeting state and local standards. As a result of these changes, it is assumed that state depreciation payments will be reduced by \$10.7 million in the 2003-05 biennium.

\* Please see the 2003 Supplemental Operating Budget Section for additional information.

**Public Schools  
 School Food Services**

(Dollars in Thousands)

	<u>GF-S</u>	<u>Other</u>	<u>Total</u>
<b>2001-03 Expenditure Authority</b>	<b>6,200</b>	<b>290,187</b>	<b>296,387</b>
2003 Supplemental *	0	10,805	10,805
<b>Total 2001-03 Biennium</b>	<b>6,200</b>	<b>300,992</b>	<b>307,192</b>
<b>2003-05 Maintenance Level</b>	<b>6,200</b>	<b>376,861</b>	<b>383,061</b>
<b>Total 2003-05 Biennium</b>	<b>6,200</b>	<b>376,861</b>	<b>383,061</b>
Fiscal Year 2004 Total	3,100	177,705	180,805
Fiscal Year 2005 Total	3,100	199,156	202,256

**Comments:**

There were no policy level changes.

\* Please see the 2003 Supplemental Operating Budget Section for additional information.

**Public Schools  
 Special Education**

(Dollars in Thousands)

	<u>GF-S</u>	<u>Other</u>	<u>Total</u>
<b>2001-03 Expenditure Authority</b>	<b>828,926</b>	<b>256,407</b>	<b>1,085,333</b>
2003 Supplemental *	1,502	38,608	40,110
<b>Total 2001-03 Biennium</b>	<b>830,428</b>	<b>295,015</b>	<b>1,125,443</b>
<b>2003-05 Maintenance Level</b>	<b>885,131</b>	<b>409,959</b>	<b>1,295,090</b>
<b>Policy Changes</b>			
1. Federal Funding Adjustment	0	-17,374	-17,374
2. 2SHB 2012 Pilot Projects	-995	0	-995
3. Pension Funding Change	-5,819	-67	-5,886
4. Integrating Federal Funds	-17,119	17,119	0
<b>Total 2003-05 Biennium</b>	<b>861,198</b>	<b>409,637</b>	<b>1,270,835</b>
Fiscal Year 2004 Total	433,984	193,958	627,942
Fiscal Year 2005 Total	427,214	215,679	642,893

**Comments:**

1. **Federal Funding Adjustment** - Due to the integration of federal funds to fund a portion of the increased costs of the Special Education Program (see item 4), federal spending authority is reduced to reflect estimated federal special education award amounts for the 2003-05 biennium. (General Fund-Federal)
2. **2SHB 2012 Pilot Projects** - Under Chapter 133, Laws of 2003 (2SHB 2012 - Special Services Pilot Program), two districts will be selected to provide early intensive reading and language assistance to students who are struggling academically. To the extent that the pilot projects are successful in reducing the number of students in special education and therefore reducing state special education expenditures, funding is provided for the pilot projects.
3. **Pension Funding Change** - Savings are achieved by adopting a new actuarial method for smoothing returns on assets for the Public Employees' Retirement System (PERS), the School Employees' Retirement System (SERS), and the Teachers' Retirement System (TRS). The new method varies the length of smoothing of a particular year's gain or loss depending on the difference from the actuarially-assumed rate of investment return. In addition, no contributions will be made towards the unfunded liabilities in the PERS and TRS Plans 1 during FY 2004 and FY 2005. The SERS employer contribution rate includes an increase of 0.01 percent due to the enactment of Chapter 402, Laws of 2003 (HB 1207 - Public Employee Death Benefits).
4. **Integrating Federal Funds** - Federal funds to Washington State for special education will increase by \$20 million in the 2003-04 school year and an additional \$20 million in the 2004-05 school year. The budget incorporates a portion of the federal funds to pay for some of the increased costs of the Special Education Program. (General Fund-State, General Fund-Federal)

\* Please see the 2003 Supplemental Operating Budget Section for additional information.

**Public Schools  
 Educational Service Districts**

(Dollars in Thousands)

	<u>GF-S</u>	<u>Other</u>	<u>Total</u>
<b>2001-03 Expenditure Authority</b>	<b>9,328</b>	<b>0</b>	<b>9,328</b>
<b>2003-05 Maintenance Level</b>	<b>10,132</b>	<b>0</b>	<b>10,132</b>
<b>Policy Changes</b>			
1. Educational Service Districts	-2,021	0	-2,021
2. Teacher Training Coord (ESDs)	-486	0	-486
3. Student Teacher Centers (ESDs)	-486	0	-486
4. Pension Funding Change	-64	0	-64
<b>Total 2003-05 Biennium</b>	<b>7,075</b>	<b>0</b>	<b>7,075</b>
Fiscal Year 2004 Total	3,538	0	3,538
Fiscal Year 2005 Total	3,537	0	3,537

**Comments:**

- Educational Service Districts** - State funding for the nine regional Educational Service Districts (ESDs) is reduced. The State Board of Education has the authority to establish the number and boundaries of the ESDs. The Board is encouraged to consider options to reduce the number of ESDs to seven through consolidation.
- Teacher Training Coord (ESDs)** - State funding for teacher training coordination at the ESDs is eliminated.
- Student Teacher Centers (ESDs)** - State funding for student teacher centers at the ESDs is eliminated.
- Pension Funding Change** - Savings are achieved by adopting a new actuarial method for smoothing returns on assets for the Public Employees' Retirement System (PERS), the School Employees' Retirement System (SERS), and the Teachers' Retirement System (TRS). The new method varies the length of smoothing of a particular year's gain or loss depending on the difference from the actuarially-assumed rate of investment return. In addition, no contributions will be made towards the unfunded liabilities in the PERS and TRS Plans 1 during FY 2004 and FY 2005. The SERS employer contribution rate includes an increase of 0.01 percent due to the enactment of Chapter 402, Laws of 2003 (HB 1207 - Public Employee Death Benefits).

**Public Schools  
 Levy Equalization**

(Dollars in Thousands)

	<u>GF-S</u>	<u>Other</u>	<u>Total</u>
<b>2001-03 Expenditure Authority</b>	<b>295,863</b>	<b>0</b>	<b>295,863</b>
2003 Supplemental *	857	0	857
<b>Total 2001-03 Biennium</b>	<b>296,720</b>	<b>0</b>	<b>296,720</b>
<b>2003-05 Maintenance Level</b>	<b>346,564</b>	<b>0</b>	<b>346,564</b>
<b>Policy Changes</b>			
1. Levy Equalization	-17,255	0	-17,255
<b>Total 2003-05 Biennium</b>	<b>329,309</b>	<b>0</b>	<b>329,309</b>
Fiscal Year 2004 Total	162,236	0	162,236
Fiscal Year 2005 Total	167,073	0	167,073

**Comments:**

- Levy Equalization** - For calendar years 2004 and 2005, state local effort assistance (levy equalization) allocations are reduced by 6.3 percent. This change results in a 5 percent reduction of levy equalization funding for the biennium.

\* Please see the 2003 Supplemental Operating Budget Section for additional information.



**Public Schools  
 Institutional Education**

(Dollars in Thousands)

	<u>GF-S</u>	<u>Other</u>	<u>Total</u>
<b>2001-03 Expenditure Authority</b>	<b>37,731</b>	<b>8,548</b>	<b>46,279</b>
2003 Supplemental *	-814	0	-814
<b>Total 2001-03 Biennium</b>	<b>36,917</b>	<b>8,548</b>	<b>45,465</b>
<b>2003-05 Maintenance Level</b>	<b>37,949</b>	<b>0</b>	<b>37,949</b>
<b>Policy Changes</b>			
1. Pension Funding Change	-261	0	-261
<b>Total 2003-05 Biennium</b>	<b>37,688</b>	<b>0</b>	<b>37,688</b>
Fiscal Year 2004 Total	18,596	0	18,596
Fiscal Year 2005 Total	19,092	0	19,092

**Comments:**

1. **Pension Funding Change** - Savings are achieved by adopting a new actuarial method for smoothing returns on assets for the Public Employees' Retirement System (PERS), the School Employees' Retirement System (SERS), and the Teachers' Retirement System (TRS). The new method varies the length of smoothing of a particular year's gain or loss depending on the difference from the actuarially-assumed rate of investment return. In addition, no contributions will be made towards the unfunded liabilities in the PERS and TRS Plans 1 during FY 2004 and FY 2005. The SERS employer contribution rate includes an increase of 0.01 percent due to the enactment of Chapter 402, Laws of 2003 (HB 1207 - Public Employee Death Benefits).

\* Please see the 2003 Supplemental Operating Budget Section for additional information.

**Public Schools  
 Education of Highly Capable Students**

(Dollars in Thousands)

	<u>GF-S</u>	<u>Other</u>	<u>Total</u>
<b>2001-03 Expenditure Authority</b>	<b>12,699</b>	<b>0</b>	<b>12,699</b>
2003 Supplemental *	17	0	17
<b>Total 2001-03 Biennium</b>	<b>12,716</b>	<b>0</b>	<b>12,716</b>
<b>2003-05 Maintenance Level</b>	<b>13,291</b>	<b>0</b>	<b>13,291</b>
<b>Policy Changes</b>			
1. Pension Funding Change	-80	0	-80
<b>Total 2003-05 Biennium</b>	<b>13,211</b>	<b>0</b>	<b>13,211</b>
Fiscal Year 2004 Total	6,597	0	6,597
Fiscal Year 2005 Total	6,614	0	6,614

**Comments:**

1. **Pension Funding Change** - Savings are achieved by adopting a new actuarial method for smoothing returns on assets for the Public Employees' Retirement System (PERS), the School Employees' Retirement System (SERS), and the Teachers' Retirement System (TRS). The new method varies the length of smoothing of a particular year's gain or loss depending on the difference from the actuarially-assumed rate of investment return. In addition, no contributions will be made towards the unfunded liabilities in the PERS and TRS Plans 1 during FY 2004 and FY 2005. The SERS employer contribution rate includes an increase of 0.01 percent due to the enactment of Chapter 402, Laws of 2003 (HB 1207 - Public Employee Death Benefits).

\* Please see the 2003 Supplemental Operating Budget Section for additional information.

**Public Schools**  
**Elementary & Secondary School Improvement**

(Dollars in Thousands)

	<u>GF-S</u>	<u>Other</u>	<u>Total</u>
<b>2001-03 Expenditure Authority</b>	<b>0</b>	<b>201,737</b>	<b>201,737</b>
2003 Supplemental *	0	-2,077	-2,077
<b>Total 2001-03 Biennium</b>	<b>0</b>	<b>199,660</b>	<b>199,660</b>
<b>2003-05 Maintenance Level</b>	<b>0</b>	<b>46,198</b>	<b>46,198</b>
<b>Total 2003-05 Biennium</b>	<b>0</b>	<b>46,198</b>	<b>46,198</b>
Fiscal Year 2004 Total	0	27,435	27,435
Fiscal Year 2005 Total	0	18,763	18,763

**Comments:**

There were no policy level changes.

\* Please see the 2003 Supplemental Operating Budget Section for additional information.

**Public Schools  
Education Reform**

(Dollars in Thousands)

	GF-S	Other	Total
<b>2001-03 Expenditure Authority</b>	<b>67,030</b>	<b>61,071</b>	<b>128,101</b>
2003 Supplemental *	119	0	119
<b>Total 2001-03 Biennium</b>	<b>67,149</b>	<b>61,071</b>	<b>128,220</b>
<b>2003-05 Maintenance Level</b>	<b>75,021</b>	<b>128,902</b>	<b>203,923</b>
<b>Policy Changes</b>			
1. Focused Assistance - Schools	2,600	0	2,600
2. National Board Certification Bonus	405	0	405
3. Summer Institutes	-460	460	0
4. General Inflation	-128	0	-128
5. Re-Takes for 10th Grade WASLs	466	0	466
6. Align & Review WASLs	300	0	300
7. Change Goal 2 WASLs	-2,005	0	-2,005
8. Eliminate Listening WASL	-388	0	-388
9. Develop Alternative Assessments	75	0	75
10. Pension Funding Change	-38	0	-38
11. Staff Reduc. & Oper. Efficiencies	-240	0	-240
12. Lapse	-841	0	-841
<b>Total 2003-05 Biennium</b>	<b>74,767</b>	<b>129,362</b>	<b>204,129</b>
Fiscal Year 2004 Total	38,510	61,616	100,126
Fiscal Year 2005 Total	36,257	67,746	104,003

**Comments:**

- Focused Assistance - Schools** - This program combines federal Title I School Improvement funds and state Focused Assistance funds in a collaborative effort with participating districts, schools, and communities to develop long-term capacity for improving student learning. Low-performing schools are eligible to apply for grants and assistance. Each participating school is assigned a facilitator to work with a school improvement team consisting of district and school staff, parents, and community members to develop and implement a school improvement plan and a two-year performance agreement based on both an educational audit and input from staff, parents, and the community. Thirty-eight schools participated in the school improvement process during the 2001-03 biennium using state and federal funds. State funding is provided to assist an additional 30 schools during the 2003-05 biennium.
- National Board Certification Bonus** - The certification process by the National Board for Professional Teaching Standards (NBPTS) requires an educator to demonstrate teaching practices that meet high and rigorous standards. Washington State supports this effort by providing annual bonuses of \$3,500 for four years to more than 400 national board certified teachers. Increased funding is provided to allow all teachers with a National Board certificate in the 2003-04 and 2004-05 school years to receive the bonus.
- Summer Institutes** - A portion of the state funding for Summer Institutes is eliminated. The program provides a series of three-day regional meetings focused on school improvement planning, tools, resources, and staff necessary to improve student achievement. It is assumed that the program will be more self-sustaining through program registration fees. (General Fund-State, Center for the Improvement of Student Learning Account-Non-Appropriated)
- General Inflation** - Agencies are required to find sufficient efficiencies in their operations to cover the cost of inflation in the goods, services, and supplies needed for performance of their missions.
- Re-Takes for 10th Grade WASLs** - Under 2ESHB 2195 (State Academic Standards), high school students who are not successful in one or more content areas of the Washington Assessment of Student Learning (WASL) will have the opportunity to retake the test at no cost to the student, beginning in the fall of 2005. Funding was provided to develop the necessary test items, but because the bill was not enacted by June 30, 2003, the funding lapsed. See item 12.
- Align & Review WASLs** - Funding was provided for independent research on the alignment and technical review of the reading, writing, and science content areas of the WASL, as provided by 2ESHB 2195. Because the bill was not enacted by June 30, 2003, the funding lapsed. See item 12.
- Change Goal 2 WASLs** - Under 2ESHB 2195, the social studies, arts, and health and fitness portions of the WASL are eliminated pending a report from the Superintendent of Public

## Public Schools Education Reform

Instruction in August 2004 that will recommend options to ensure that students learn the essential academic learning requirements in these subjects. Funding is reduced to reflect savings in test development and scoring.

Note: Savings were taken assuming the enactment of 2ESHB 2195, which was not subsequently passed by the Legislature.

8. **Eliminate Listening WASL** - As provided in 2ESHB 2195, the listening portion of the fourth, seventh, and tenth grade assessments is eliminated.

Note: Savings were taken assuming the enactment of 2ESHB 2195, which was not subsequently passed by the Legislature.

9. **Develop Alternative Assessments** - Funding was provided to the Office of the Superintendent of Public Instruction to develop alternative means of assessing high school students who are not successful in one or more areas of the WASL as required by 2ESHB 2195. Because the bill was not enacted by June 30, 2003, the funding lapsed. See item 12.

10. **Pension Funding Change** - Savings are achieved by adopting a new actuarial method for smoothing returns on assets for the Public Employees' Retirement System (PERS), the School Employees' Retirement System, and the Teachers' Retirement System (TRS). The new method varies the length of smoothing of a particular year's gain or loss depending on the difference from the actuarially-assumed rate of investment return. In addition, no contributions will be made toward the unfunded liabilities in the PERS and TRS Plans 1 during FY 2004 and FY 2005.

11. **Staff Reduc. & Oper. Efficiencies** - In order to attain administrative efficiencies, agency budgets are reduced for FTE staff years, salaries, benefits, and other operating costs.

12. **Lapse** - Funding was provided to implement several provisions of 2ESHB 2195 (State Academic Standards) contingent on enactment of the bill by June 30, 2003. Because the bill was not passed by the Legislature, the appropriations for the following items lapsed: Re-Takes for 10th Grade WASLs (\$466,000), Align & Review WASLs (\$300,000), and Develop Alternative Assessments (\$75,000).

\* Please see the 2003 Supplemental Operating Budget Section for additional information.

**Public Schools  
 Transitional Bilingual Instruction**

(Dollars in Thousands)

	<u>GF-S</u>	<u>Other</u>	<u>Total</u>
<b>2001-03 Expenditure Authority</b>	<b>87,501</b>	<b>20,280</b>	<b>107,781</b>
2003 Supplemental *	-592	-525	-1,117
<b>Total 2001-03 Biennium</b>	<b>86,909</b>	<b>19,755</b>	<b>106,664</b>
<b>2003-05 Maintenance Level</b>	<b>102,645</b>	<b>46,309</b>	<b>148,954</b>
<b>Policy Changes</b>			
1. Pension Funding Change	-792	0	-792
<b>Total 2003-05 Biennium</b>	<b>101,853</b>	<b>46,309</b>	<b>148,162</b>
Fiscal Year 2004 Total	49,791	22,633	72,424
Fiscal Year 2005 Total	52,062	23,676	75,738

**Comments:**

1. **Pension Funding Change** - Savings are achieved by adopting a new actuarial method for smoothing returns on assets for the Public Employees' Retirement System (PERS), the School Employees' Retirement System (SERS), and the Teachers' Retirement System (TRS). The new method varies the length of smoothing of a particular year's gain or loss depending on the difference from the actuarially-assumed rate of investment return. In addition, no contributions will be made towards the unfunded liabilities in the PERS and TRS Plans 1 during FY 2004 and FY 2005. The SERS employer contribution rate includes an increase of 0.01 percent due to the enactment of Chapter 402, Laws of 2003 (HB 1207 - Public Employee Death Benefits).

\* Please see the 2003 Supplemental Operating Budget Section for additional information.

**Public Schools  
 Learning Assistance Program (LAP)**

(Dollars in Thousands)

	<u>GF-S</u>	<u>Other</u>	<u>Total</u>
<b>2001-03 Expenditure Authority</b>	<b>135,956</b>	<b>130,631</b>	<b>266,587</b>
2003 Supplemental *	-633	0	-633
<b>Total 2001-03 Biennium</b>	<b>135,323</b>	<b>130,631</b>	<b>265,954</b>
<b>2003-05 Maintenance Level</b>	<b>130,200</b>	<b>307,178</b>	<b>437,378</b>
<b>Policy Changes</b>			
1. Pension Funding Change	-764	0	-764
<b>Total 2003-05 Biennium</b>	<b>129,436</b>	<b>307,178</b>	<b>436,614</b>
Fiscal Year 2004 Total	65,385	151,880	217,265
Fiscal Year 2005 Total	64,051	155,298	219,349

**Comments:**

1. **Pension Funding Change** - Savings are achieved by adopting a new actuarial method for smoothing returns on assets for the Public Employees' Retirement System (PERS), the School Employees' Retirement System (SERS), and the Teachers' Retirement System (TRS). The new method varies the length of smoothing of a particular year's gain or loss depending on the difference from the actuarially-assumed rate of investment return. In addition, no contributions will be made towards the unfunded liabilities in the PERS and TRS Plans 1 during FY 2004 and FY 2005. The SERS employer contribution rate includes an increase of 0.01 percent due to the enactment of Chapter 402, Laws of 2003 (HB 1207 - Public Employee Death Benefits).

\* Please see the 2003 Supplemental Operating Budget Section for additional information.

**Public Schools  
 Student Achievement Program**

(Dollars in Thousands)

	<u>GF-S</u>	<u>Other</u>	<u>Total</u>
<b>2001-03 Expenditure Authority</b>	<b>0</b>	<b>391,149</b>	<b>391,149</b>
2003 Supplemental *	0	64	64
<b>Total 2001-03 Biennium</b>	<b>0</b>	<b>391,213</b>	<b>391,213</b>
<b>2003-05 Maintenance Level</b>	<b>0</b>	<b>635,142</b>	<b>635,142</b>
<b>Policy Changes</b>			
1. Student Achievement Fund	0	-236,939	-236,939
<b>Total 2003-05 Biennium</b>	<b>0</b>	<b>398,203</b>	<b>398,203</b>
Fiscal Year 2004 Total	0	203,123	203,123
Fiscal Year 2005 Total	0	195,080	195,080

**Comments:**

1. **Student Achievement Fund** - Under Initiative 728, per student allocations from the Student Achievement Fund to school districts were scheduled to increase from \$211.67 in the 2003-04 school year to \$450.00 in the 2004-05 school year. In accordance with the provisions of Chapter 19, Laws of 2003, 1st sp.s. (ESSB 6058 - State Property Taxes), the per student allocation in the 2004-05 school year will be \$254.00 and will be distributed to school districts based on the apportionment distribution schedule. (Student Achievement Fund-State)

\* Please see the 2003 Supplemental Operating Budget Section for additional information.



**Public Schools  
 State Flexible Education Funds**

(Dollars in Thousands)

	<u>GF-S</u>	<u>Other</u>	<u>Total</u>
<b>2001-03 Expenditure Authority</b>	<b>20,612</b>	<b>0</b>	<b>20,612</b>
<b>2003-05 Maintenance Level</b>	<b>41,369</b>	<b>0</b>	<b>41,369</b>
<b>Policy Changes</b>			
1. State Flexible Education Funds	-41,369	0	-41,369
<b>Total 2003-05 Biennium</b>	<b>0</b>	<b>0</b>	<b>0</b>
Fiscal Year 2004 Total	0	0	0
Fiscal Year 2005 Total	0	0	0

**Comments:**

- State Flexible Education Funds** - For the 2002-03 school year, the state allocated flexible education funds to school districts to supplement basic education. The funds were provided at a rate of \$21.55 per student, based on school districts' prior year FTE student enrollment. Beginning with the 2003-04 school year, the flexible education funds are eliminated.



# Higher Education

## **Enrollment Increases**

The amount of \$34.5 million from the state general fund is provided to address increasing enrollment demand primarily in high demand fields for which there is a shortage of qualified graduates. Targeted enrollment increases will also go to assist qualified residents seeking to transfer to public baccalaureate institutions and for unemployed workers seeking new job skills.

College access is specifically expanded to support an additional 1,296 full-time equivalent (FTE) student enrollments: 500 enrollments in a high demand pool to be allocated by the Higher Education Coordinating Board to the baccalaureate institutions; 400 enrollments in a transfer student pool to be allocated to the baccalaureate institutions by the Office of Financial Management; 196 enrollments restored to Central Washington University's budgeted enrollment base; 32 resident enrollments in veterinary medicine at Washington State University to replace Oregon students; and 168 enrollments at Clark and Lower Columbia Community Colleges to prepare students for direct transfer into a new Engineering and Science Institute at the Vancouver branch campus of Washington State University.

The State Board for Community and Technical Colleges received \$12.6 million in response to enrollment pressures and will provide information to the Legislature by 2004 on the level of high demand and worker retraining state FTEs beings serviced by the two-year colleges with the pooled funds made available.

## **Job Skills**

The Job Skills Program, administered by the State Board for Community and Technical Colleges, is expanded by \$1.8 million. Job Skills provides grants for customized job training for workers of existing companies or firms that might expand or locate in the state. Grants are matched in cash or in kind, dollar for dollar, by employers who may opt to partner with an educational service district, a university, college, or career school in Washington.

## **Financial Aid**

A total of \$27.9 million from the state general fund is provided for student financial aid through the State Need Grant, Washington Scholars, and Washington Award for Vocational Excellence programs. Current legislative policy is maintained with respect to grants for undergraduate students from families with incomes up to 55 percent of the state's median, and full tuition grants are restored for state merit scholars with this budget.

## **College and University Operations**

A state general fund operating reduction totaling \$131 million is made to all public higher education institutions. This reduction may be partially offset by higher tuition collected from enrolled students. Higher education institutions are given the management flexibility to determine how to best implement this reduction.

## **Compensation**

The Legislature provided \$10 million from the state general fund for competitive salary adjustments by four-year institutions to recruit and retain key faculty and professional staff. Institutions may supplement this salary pool with tuition funds at their own discretion. Additionally, \$2.5 million from the state general fund is provided to the State Board for Community and Technical Colleges to address salary equity for part-time faculty, as well as \$2.5 million from the state general fund for incremental salary adjustments for full-time faculty. Salary turnover savings may also be used for increments.

**Tuition**

Governing boards of each institution and the State Board for Community and Technical Colleges will decide the maximum level of tuition for all students, except resident undergraduates, for the next six academic years. This authority is delegated under Chapter 232, Laws of 2003 (ESSB 5448), and leaves the decision on resident undergraduate rates to the state operating budget. For the 2003-04 and 2004-05 academic years, the Legislature has granted institutions the authority to increase tuition up to 7 percent each year over rates charged to resident undergraduate students at that institution during the prior academic year.

The authority for public colleges and universities to grant tuition waivers is lowered by \$5.6 million for the second academic year of the 2003-05 biennium. This instructional support either will be replaced with tuition collected from enrolled students, or local funds at the discretion of each institution.

**Facility Stewardship**

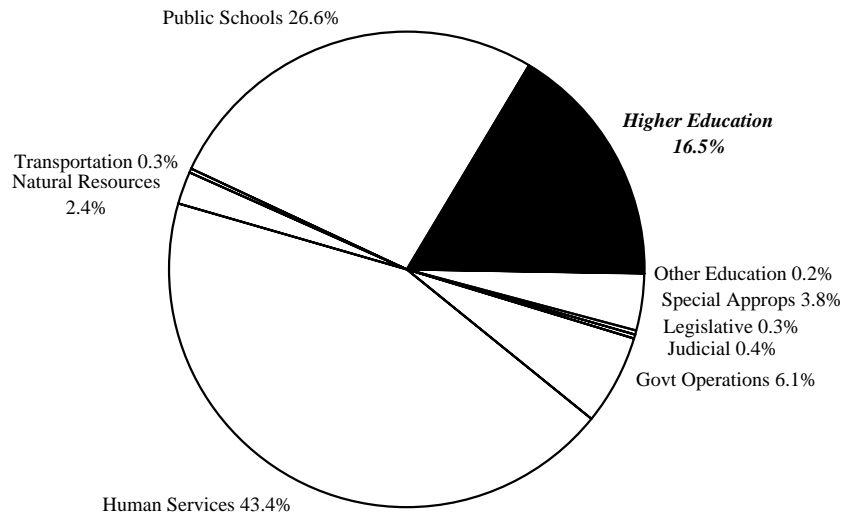
Responding to findings and recommendations of the Joint Legislative Audit and Review Committee, the Legislature sharpened its focus on building preservation needs for higher education for the 2003-05 biennium. State general funds totaling \$11.4 million are provided for plant operations and maintenance to protect and prolong the life of public facilities; another \$14.5 million increase to the base is provided for this same purpose at maintenance level.

With this budget, \$52.7 million of general fund support for routine maintenance and preventive inspections, mechanical adjustments, and minor work to replace or repair building systems, surfaces, or materials is shifted to the capital budget. Operating appropriations are replaced with non-bond capital funds to sustain levels of investment necessary to keep the current inventory of buildings in "superior" to "good" working condition, until the state chooses to modernize, renovate, or replace them. Through this action, approximately 85 percent of building systems annual expenses once assigned to the state general fund will be newly met with state capital funds.

## 2003-05 Washington State Operating Budget Total Budgeted Funds

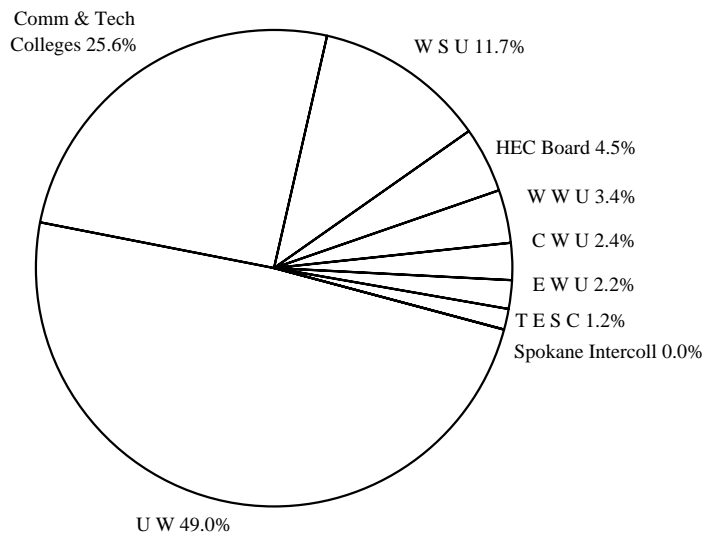
(Dollars in Thousands)

Legislative	136,394
Judicial	162,179
Governmental Operations	2,726,495
Human Services	19,457,885
Natural Resources	1,091,562
Transportation	123,957
Public Schools	11,906,608
<b>Higher Education</b>	<b>7,400,500</b>
Other Education	99,594
Special Appropriations	1,690,584
<b>Statewide Total</b>	<b>44,795,758</b>



### Washington State

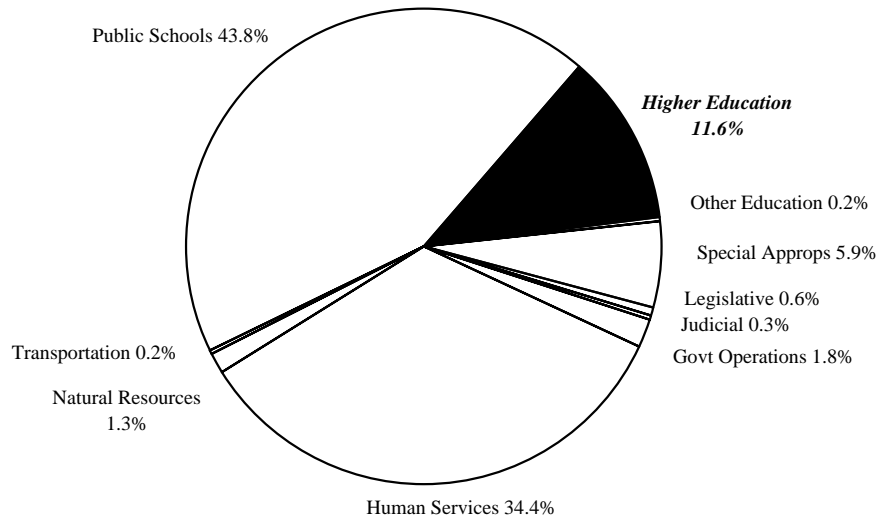
Univ of Washington	3,624,733
Community/Tech Colleges	1,892,613
Washington State Univ	864,579
Higher Ed Coord Bd	329,640
Western Washington Univ	254,158
Central Washington Univ	181,036
Eastern Washington Univ	160,199
The Evergreen State Coll	90,620
Spokane Intercoll	2,922
<b>Higher Education</b>	<b>7,400,500</b>



## 2003-05 Washington State Operating Budget General Fund-State

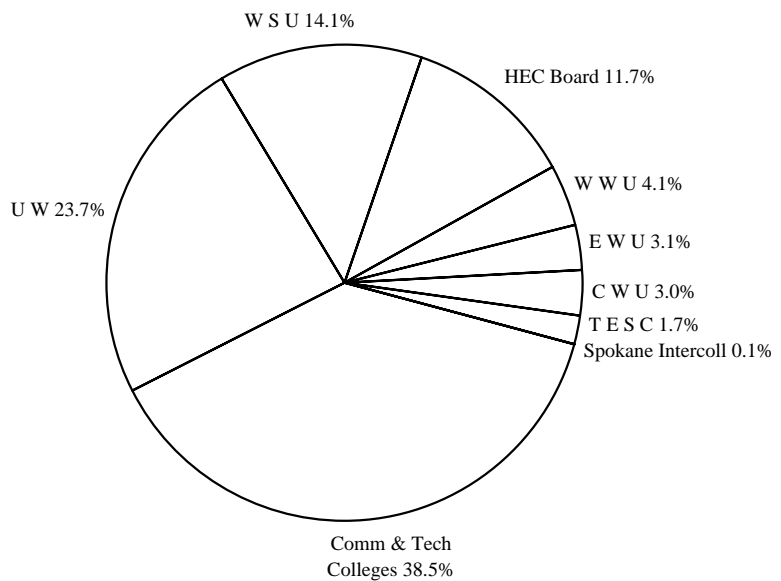
(Dollars in Thousands)

Legislative	129,628
Judicial	78,492
Governmental Operations	411,360
Human Services	7,933,222
Natural Resources	297,097
Transportation	48,834
Public Schools	10,104,649
<b>Higher Education</b>	<b>2,667,195</b>
Other Education	39,932
Special Appropriations	1,370,972
<b>Statewide Total</b>	<b>23,081,381</b>



### Washington State

Community/Tech Colleges	1,025,814
Univ of Washington	631,212
Washington State Univ	375,219
Higher Ed Coord Bd	312,297
Western Washington Univ	109,182
Eastern Washington Univ	83,044
Central Washington Univ	81,156
The Evergreen State Coll	46,449
Spokane Intercoll	2,822
<b>Higher Education</b>	<b>2,667,195</b>



**Higher Education**  
**FTE Student Enrollment History**  
 By Academic Year

	Actual Enrollment							Budgeted	
	1996-97 <sup>1</sup>	1997-98 <sup>1</sup>	1998-99 <sup>1</sup>	1999-00 <sup>1</sup>	2000-01 <sup>1</sup>	2001-02 <sup>1</sup>	2002-03 <sup>1</sup>	2003-04	2004-05
<b>Community &amp; Technical Colleges</b>	<b>118,653</b>	<b>117,925</b>	<b>121,302</b>	<b>125,131</b>	<b>128,093</b>	<b>133,962</b>	<b>139,753</b>	<b>126,070</b>	<b>126,070</b>
General Enrollment <sup>(2)</sup>	111,129	110,808	114,885	117,623	120,830	124,850	127,604	119,840	119,840
Dislocated Workers <sup>(2)</sup>	7,524	7,117	6,417	7,508	7,263	9,112	12,149	6,200	6,200
Two-plus-Two <sup>(3)</sup>	0	0	0	0	0	0	0	30	30
<b>Four-Year Schools</b>	<b>79,435</b>	<b>80,458</b>	<b>81,814</b>	<b>82,734</b>	<b>84,784</b>	<b>87,969</b>	<b>89,511</b>	<b>86,148</b>	<b>86,418</b>
University of Washington	32,858	33,398	33,592	34,058	34,966	36,647	36,963	35,146	35,146
Washington State University	18,594	18,584	19,148	18,983	19,473	19,955	20,311	19,710	19,726
Eastern Washington University	6,945	6,907	7,244	7,712	8,081	8,421	8,700	8,017	8,017
Central Washington University	7,448	7,474	7,471	7,463	7,287	7,672	8,106	7,666	7,666
The Evergreen State College	3,489	3,728	3,822	3,697	3,786	4,009	4,054	3,837	3,837
Western Washington University	10,101	10,367	10,537	10,821	11,191	11,265	11,377	11,126	11,126
Jr-Class Standing Transfers (OFM)	0	0	0	0	0	0	0	400	400
High Demand Programs (HECB)	0	0	0	0	0	0	0	246	500
HECB Timber Workers <sup>(4)</sup>	139	148	177	45	48	0	0	0	0
<b>Total Higher Education</b>	<b>198,227</b>	<b>198,531</b>	<b>203,293</b>	<b>207,910</b>	<b>212,925</b>	<b>221,931</b>	<b>229,264</b>	<b>212,218</b>	<b>212,488</b>

(1) Actual enrollments were greater than budgeted levels in these years. Institutions are permitted to enroll over budgeted levels and to support the additional student FTEs with tuition and fees.

(2) General Enrollment includes technical college and Distressed Economic Community program enrollments. Since 1997-98, the Community and Technical College System has been authorized to enroll up to 7,200 FTEs in the Dislocated Workers Program. Budgeted levels are corrected going into the 2003-04 academic year to reflect service levels actually supported by the colleges with available funds. The 2003 Legislature appropriated funds to expand access to high demand training which may result in dislocated worker FTEs beyond the 6,200 budgeted service level shown here for the 2003-04 and 2004-05 academic years. The State Board has discretion to assign \$12.6 million of instructional funds to either "general enrollment" or "dislocated worker" categories (or both) for FTE tracking purposes.

(3) Specific funding has been provided since 2000-01 for Olympic Community College to facilitate the delivery of upper division courses by accredited, four-year guest institutions for 30 FTE students. Because the supporting funds do not generate lower division enrollment, there are no actual FTE to report for the two-year college system.

(4) Actual Timber Worker enrollments reported for 1996-97 and 1998-99 include Pullman extended degree students. The program itself was allowed to sunset being replaced by a rural community development grant program at the start of the 2001-03 biennium.

Data Source :

Community and Technical College data from the State Board for Community and Technical Colleges.

Four Year Schools and Timber Worker data from the Higher Education Enrollment Report (HEER) from the OFM Forecasting Division.

**Higher Education**  
**Budgeted Enrollment Increases**  
 By Academic Year

	FTE Student Enrollment				
	Budgeted Level 2002-2003	Increase for 2003-2004	Total Budgeted 2003-2004	Increase for 2004-05	Total Budgeted 2004-2005
<b>Community &amp; Technical Colleges</b>	<b>128,222</b>	<b>-2,152</b>	<b>126,070</b>	<b>0</b>	<b>126,070</b>
General Enrollments	119,672	168	119,840	0	119,840
Dislocated Workers <sup>(1)</sup>	8,520	-2,320	6,200	0	6,200
Two-plus-Two	30	0	30	0	30
<b>Four-Year Schools</b>	<b>85,290</b>	<b>858</b>	<b>86,148</b>	<b>270</b>	<b>86,418</b>
University of Washington	35,146	0	35,146	0	35,146
Seattle <sup>(2)</sup>	32,427	0	32,427	0	32,427
Bothell <sup>(2)</sup>	1,235	0	1,235	0	1,235
Tacoma <sup>(2)</sup>	1,484	0	1,484	0	1,484
Washington State University	19,694	16	19,710	16	19,726
Pullman <sup>(2)</sup>	17,332	16	17,348	16	17,364
Spokane <sup>(2)</sup>	593	0	593	0	593
Tri-Cities <sup>(2)</sup>	616	0	616	0	616
Vancouver <sup>(2)</sup>	1,153	0	1,153	0	1,153
Eastern Washington University	8,017	0	8,017	0	8,017
Central Washington University	7,470	196	7,666	0	7,666
The Evergreen State College	3,837	0	3,837	0	3,837
Western Washington University	11,126	0	11,126	0	11,126
High Demand Programs (HECB)	0	246	246	254	500
Jr-Class Standing Transfers (OFM)	0	400	400	0	400
<b>Total Higher Education</b>	<b>213,512</b>	<b>-1,294</b>	<b>212,218</b>	<b>270</b>	<b>212,488</b>

(1) The State Board for Community and Technical Colleges is authorized to enroll up to 8,520 FTEs in the Dislocated Workers Program in academic year 2002-03, and not less than 6,200 FTEs per academic year for the 2003-05 biennium. Also see note (2) on the FTE Student Enrollment History page of this document. Of the reduction shown above, -1,320 FTEs reflects 2002 supplemental funds made available on a one-time basis by the Legislature and -1,000 FTE corrects the budget to reflect actual service expectations when the State Board allocates \$28.7 million annually to the colleges to support seats in training classes and sections of benefit to dislocated workers.

(2) Subject to reporting requirements, the research universities may reassign budgeted FTEs from a main campus (Seattle, Pullman) to any of its respective branch campuses at the start of an academic year.



## 2003-2005 New Tuition and Services and Activities Fee Authority \*

	Current Rate 2002-2003	Maximum New Rate	
		2003-2004	2004-2005
<b>Research Universities</b>			
Resident Undergraduate	4,488	4,802	5,138
Resident Graduate - Business (UW)	8,288	TBD	TBD
Resident Graduate - Business (WSU)	6,088	TBD	TBD
Resident Graduate - All Other	6,333	TBD	TBD
Resident Law	10,049	TBD	TBD
Resident MD/DDS/DVM	11,148	TBD	TBD
Nonresident Undergraduate	13,713	TBD	TBD
Nonresident Graduate - Business (UW)	17,388	TBD	TBD
Nonresident Graduate - Business (WSU)	14,918	TBD	TBD
Nonresident Graduate - All Other	15,291	TBD	TBD
Nonresident Law	17,788	TBD	TBD
Nonresident MD/DDS/DVM	27,393	TBD	TBD
<b>Regional Universities</b>			
Resident Undergraduate	3,407	3,645	3,901
Resident Graduate - Business	5,261	TBD	TBD
Resident Graduate - All Other	5,261	TBD	TBD
Nonresident Undergraduate	11,729	TBD	TBD
Nonresident Graduate - Business	15,917	TBD	TBD
Nonresident Graduate - All Other	15,917	TBD	TBD
<b>Community &amp; Technical Colleges</b>			
Resident Undergraduate	1,983	2,121	2,270
Nonresident Undergraduate	7,191	TBD	TBD

\* *These are average tuition and fees rates by sector; individual institutions may vary slightly from these averages. "TBD" reflects rates yet to be determined by the governing boards of the respective institutions. See notes below.*

**Notes:**

*The budget grants institutions' governing boards the flexibility to increase tuition rates up to certain limits set out in section 601 of the act. The tuition and fee levels above illustrate the maximum amounts that could be set by institutions where caps exist. Pursuant to Chapter 232, Laws of 2003 (ESSB 5448), only undergraduate tuition fees for residents are capped. The maximum annual increase governing boards may adopt for undergraduate study by residents during the 2003-05 biennium is 7 percent. For graduate and non-resident students, institutional governing boards have full discretion to adjust tuition fees as deemed appropriate each academic year through the 2008-09 academic year. Except for resident undergraduates, tuition reductions or increases may be made for all or portions of an institution's programs, campuses, courses, or students. To use state resources efficiently, governing boards are encouraged to adjust full-time operating fees for any student category based upon factors like time of day, day of week, delivery method or campus.*

*Services and activities (S&A) fees included in the figures above are estimated at the highest levels permissible under tuition statutes. S&A fees are set by institutions' governing boards, and they may be increased from one year to the next by a percentage not to exceed the annual percentage increase in tuition fees for resident undergraduate students. If the institution has dedicated a portion of the S&A fees to repay bonded debt, then that portion of the S&A fees may not be increased.*

## Community & Technical College System

(Dollars in Thousands)

	GF-S	Other	Total
<b>2001-03 Expenditure Authority</b>	<b>1,047,641</b>	<b>702,764</b>	<b>1,750,405</b>
<b>2003-05 Maintenance Level</b>	<b>1,070,702</b>	<b>838,580</b>	<b>1,909,282</b>
<b>Policy Changes</b>			
1. Waive Less Tuition	-3,553	3,553	0
2. Job Skills Program	-1,135	2,950	1,815
3. Pension Reduction Correction	168	0	168
4. Alliance for Corporate Education	0	250	250
5. High Demand	12,609	0	12,609
6. Wine Industry Education Partnership	197	0	197
7. General Inflation	-2,236	-6,053	-8,289
8. Initiative 732 COLA	-16,791	0	-16,791
9. Part-Time Faculty Compensation	2,500	0	2,500
10. Facility Maintenance and Operations	4,489	0	4,489
11. Faculty Salary Increments	2,500	0	2,500
12. Operating Cost Reduction	-44,235	27,519	-16,716
13. Building Maintenance to Capital	-17,754	0	-17,754
14. Pension Funding Change	-2,034	0	-2,034
15. Pipeline to BS-Engineer & Sci-Tech	1,350	0	1,350
16. Health Benefits	17,095	0	17,095
17. Revolving Funds	-154	0	-154
18. Self-Insurance Premiums	2,096	0	2,096
<b>Total 2003-05 Biennium</b>	<b>1,025,814</b>	<b>866,799</b>	<b>1,892,613</b>
Fiscal Year 2004 Total	507,960	423,107	931,067
Fiscal Year 2005 Total	517,854	443,692	961,546

**Comments:**

- 1. **Waive Less Tuition** - Overall tuition waiver activity in FY 2005 is reduced. It is assumed that universities and colleges will replace this general fund reduction with tuition collected from enrolled students. This budget action is exercised pursuant to authority and discretion granted to the Legislature under RCW 28B.15.910. (General Fund-State, Institutions of Higher Education Operating Fees Account-Non-Appropriated)
- 2. **Job Skills Program** - Non-general funding is provided to expand the availability of job skills grants during the 2003-05 biennium. The Job Skills Program supports up to half of the total cost of customized training, with participating companies providing a dollar-for-dollar cash or in-kind match. The State Board shall provide an annual report by January 1 of each fiscal year to the Governor and the appropriate policy and fiscal committees of the Legislature on the implementation of this appropriation and distribution of state funds by educational sector and region of the state. (General Fund-State, Administrative Contingency Account-State)
- 3. **Pension Reduction Correction** - In the 2002 supplemental budget, the pension allotment reduction was calculated on the assumption that all higher education employees are in Department of Retirement System (DRS) plans. However, some higher education employees are in retirement plans that are not managed by DRS. As a result, the reductions for higher education institutions were too high. This item restores part of the General Fund-State reduction.
- 4. **Alliance for Corporate Education** - One-time funding is provided to seed the creation of a partnership between 17 college districts who have formed an alliance to simplify and provide a single source of contact for corporations seeking to out source job skills training. (Administrative Contingency Account-State)
- 5. **High Demand** - Funding is provided solely to expand enrollment in high-demand fields. High-demand fields include health services, viticulture and enology, applied science and engineering, and expansion of worker retraining programs. The State Board will manage a competitive process for awarding high-demand resources.
- 6. **Wine Industry Education Partnership** - Funding is provided for allocation to Walla Walla, Yakima Valley, and Wenatchee college districts for equipment and supply purchases (one-time), student labor, field work, and related travel, as well as orchard program adaptations (one-time) to develop a comprehensive, more expansive viticulture (grape growing) and enology (wine making) higher education program supporting career-path opportunities for Washington residents. The colleges are encouraged to apply for a portion of high-demand enrollments--permanent funding made available on a competitive basis

## Community & Technical College System

- through the State Board--to address their respective need for additional instructors or professional staff.
7. **General Inflation** - Agencies are required to find sufficient efficiencies in their operations to cover the cost of inflation in the goods, services, and supplies needed for performance of their missions. (General Fund-State, various other funds)
  8. **Initiative 732 COLA** - Implementation of Initiative 732 cost-of-living adjustment (COLA) increases for selected community and technical college staff are suspended for the 2003-05 biennium. (General Fund-State, Institutions of Higher Education Operating Fees Account-Non-Appropriated)
  9. **Part-Time Faculty Compensation** - Funding is provided to increase the statewide average compensation of part-time faculty at state community and technical colleges. The State Board will report on the distribution of state funds and wage adjustments for part-time faculty to the fiscal and higher education committees of the Legislature by January 30, 2004.
  10. **Facility Maintenance and Operations** - Funding is provided to maintain existing buildings and preserve related infrastructure during the 2003-05 biennium, as well as for newly-authorized capital projects that expand facility maintenance and operation requirements by adding square footage that is expected to be occupied before June 30, 2005. Funds are also provided to maintain and operate new facilities whose construction was principally financed with local or private funds for which the state provided matching funds through the capital budget.
  11. **Faculty Salary Increments** - Funding is provided for incremental salary adjustments for community and technical college faculty. State general fund appropriations may be used in combination with turnover savings for this purpose.
  12. **Operating Cost Reduction** - A state general fund reduction is made that may be partially offset by increasing tuition rates by 7 percent each academic year for resident undergraduate students. (General Fund-State, Institutions of Higher Education Operating Fees Account-Non-Appropriated)
  13. **Building Maintenance to Capital** - Funding for routine maintenance and preventive inspections, mechanical adjustments, and minor work to replace or repair building systems, surfaces, or materials is shifted to the capital budget. This sum will be replaced with non-bond capital funds to sustain levels of investment necessary to keep the current inventory of buildings in "superior" to "good" working condition, until the state chooses to modernize, renovate, or replace them.
  14. **Pension Funding Change** - Savings are achieved by adopting a new actuarial method for smoothing returns on assets for the Public Employees' Retirement System (PERS), the School Employees' Retirement System, and the Teachers' Retirement System (TRS). The new method varies the length of smoothing of a particular year's gain or loss depending on the difference from the actuarially-assumed rate of investment return. In addition, no contributions will be made toward the unfunded liabilities in the PERS and TRS Plans 1 during FY 2004 and FY 2005.
  15. **Pipeline to BS-Engineer & Sci-Techn** - Funding is provided for allocation to Clark and Lower Columbia College to enroll and prepare 168 FTE associate degree students for transfer to engineering and applied science-technology degree programs offered by Washington State University in Vancouver. Preparation of students may be accomplished together with other private or border-state accredited post-secondary institutions.
  16. **Health Benefits** - The employer contribution rate is increased from \$482.38 in FY 2003 to \$504.89 in FY 2004 and \$592.30 in FY 2005. At these rates, premium inflation is expected to average 15.5 percent a year and the employee contributions average 16.3 percent of the total premium in both fiscal years. These rates also assume an increase in co-payments from \$10 to \$15 for office visits.
  17. **Revolving Funds** - Funding levels for services provided by other state agencies, such as the Office of the Attorney General, are adjusted to reflect what those agencies are expected to bill for their services.
  18. **Self-Insurance Premiums** - State agencies pay an annual self-insurance premium to fund the state's Self-Insurance Liability Program. This program is responsible for paying costs related to tort lawsuits associated with state agency programs. An agency's self-insurance premium is based on factors such as past and current claims experience, the agency staffing levels, and estimated obligations. This item reflects the increased amount for the Community and Technical College's self-insurance premium in the 2003-05 biennium.

## University of Washington

(Dollars in Thousands)

	GF-S	Other	Total
<b>2001-03 Expenditure Authority</b>	<b>679,674</b>	<b>2,245,866</b>	<b>2,925,540</b>
<b>2003-05 Maintenance Level</b>	<b>678,037</b>	<b>3,001,064</b>	<b>3,679,101</b>
<b>Policy Changes</b>			
1. Waive Less Tuition	-1,251	1,251	0
2. Pension Reduction Correction	134	0	134
3. High Demand - Research Match	2,500	0	2,500
4. General Inflation	-3,818	-24,399	-28,217
5. Recruitment and Retention	4,622	0	4,622
6. Facility Maintenance and Operations	4,777	0	4,777
7. Operating Cost Reduction	-41,927	15,218	-26,709
8. Building Maintenance to Capital	-20,108	0	-20,108
9. Pension Funding Change	-1,076	-10	-1,086
10. Shellfish Biotoxin Monitoring	0	300	300
11. Health Benefits	9,498	153	9,651
12. Revolving Funds	-176	-56	-232
<b>Total 2003-05 Biennium</b>	<b>631,212</b>	<b>2,993,521</b>	<b>3,624,733</b>
Fiscal Year 2004 Total	311,628	1,493,485	1,805,113
Fiscal Year 2005 Total	319,584	1,500,036	1,819,620

**Comments:**

- |   |  |
|---|--|
| <p>1. <b>Waive Less Tuition</b> - Overall tuition waiver activity in FY 2005 is reduced. It is assumed that universities and colleges will replace this general fund reduction with tuition collected from enrolled students. This budget action is exercised pursuant to authority and discretion granted to the Legislature under RCW 28B.15.910. (General Fund-State, Institutions of Higher Education Operating Fees Account-Non-Appropriated)</p> <p>2. <b>Pension Reduction Correction</b> - In the 2002 supplemental budget, the pension allotment reduction was calculated on the assumption that all higher education employees are in Department of Retirement System (DRS) plans. However, some higher education employees are in retirement plans that are not managed by DRS. As a result, the reductions for higher education institutions were too high. This item restores part of the General Fund-State reduction.</p> <p>3. <b>High Demand - Research Match</b> - Funding is provided as state match to attract or retain federal research grants in high-demand and technologically-advanced fields.</p> <p>4. <b>General Inflation</b> - Agencies are required to find sufficient efficiencies in their operations to cover the cost of inflation in the goods, services, and supplies needed for performance of their missions. (General Fund-State, various other funds)</p> <p>5. <b>Recruitment and Retention</b> - Funding is provided for competitive salary adjustments or offers to attract and retain quality faculty and staff.</p> <p>6. <b>Facility Maintenance and Operations</b> - Funding is provided to maintain existing buildings and preserve related infrastructure during the 2003-05 biennium.</p> | <p>7. <b>Operating Cost Reduction</b> - A state general fund reduction is made that may be partially offset by increasing tuition rates by 7 percent each academic year for resident undergraduate students. (General Fund-State, Institutions of Higher Education Operating Fees Account-Non-Appropriated)</p> <p>8. <b>Building Maintenance to Capital</b> - Funding for routine maintenance and preventive inspections, mechanical adjustments, and minor work to replace or repair building systems, surfaces, or materials is shifted to the capital budget. This sum will be replaced with non-bond capital funds to sustain levels of investment necessary to keep the current inventory of buildings in "superior" to "good" working condition, until the state chooses to modernize, renovate, or replace them.</p> <p>9. <b>Pension Funding Change</b> - Savings are achieved by adopting a new actuarial method for smoothing returns on assets for the Public Employees' Retirement System (PERS), the School Employees' Retirement System, and the Teachers' Retirement System (TRS). The new method varies the length of smoothing of a particular year's gain or loss depending on the difference from the actuarially-assumed rate of investment return. In addition, no contributions will be made toward the unfunded liabilities in the PERS and TRS Plans 1 during FY 2004 and FY 2005. (General Fund-State, Medical Aid Account-State, Accident Account-State)</p> <p>10. <b>Shellfish Biotoxin Monitoring</b> - Funding is provided for shellfish biotoxin monitoring by the Olympic Region Harmful Algal Bloom Program of the Olympic Natural Resources Center pursuant to Chapter 263, Laws of 2003 (SSB 6073). (General Fund-Local)</p> |
|---|--|

## University of Washington

11. **Health Benefits** - The employer contribution rate is increased from \$482.38 in FY 2003 to \$504.89 in FY 2004 and \$592.30 in FY 2005. At these rates, premium inflation is expected to average 15.5 percent a year and the employee contributions average 16.3 percent of the total premium in both fiscal years. These rates also assume an increase in co-payments from \$10 to \$15 for office visits. (General Fund-State, Medical Aid Account-State, Accident Account-State)
12. **Revolving Funds** - Funding levels for services provided by other state agencies, such as the Office of the Attorney General, are adjusted to reflect what those agencies are expected to bill for their services. (General Fund-State, Institutions of Higher Education Dedicated Local Account-Non-Appropriated)

## Washington State University

(Dollars in Thousands)

	GF-S	Other	Total
<b>2001-03 Expenditure Authority</b>	<b>395,169</b>	<b>422,155</b>	<b>817,324</b>
<b>2003-05 Maintenance Level</b>	<b>392,682</b>	<b>482,737</b>	<b>875,419</b>
<b>Policy Changes</b>			
1. Waive Less Tuition	-564	564	0
2. Pension Reduction Correction	74	0	74
3. Veterinary Student Enrollment	1,521	323	1,844
4. Wine Industry Education Partnership	837	150	987
5. General Inflation	-1,313	-3,893	-5,206
6. Recruitment and Retention	2,876	0	2,876
7. Facility Maintenance and Operations	1,236	0	1,236
8. Operating Cost Reduction	-20,678	9,479	-11,199
9. Building Maintenance to Capital	-7,876	0	-7,876
10. Pension Funding Change	-662	0	-662
11. Engineering & Science Institute	1,350	0	1,350
12. Health Benefits	5,833	0	5,833
13. Revolving Funds	-142	0	-142
14. Self-Insurance Premiums	45	0	45
<b>Total 2003-05 Biennium</b>	<b>375,219</b>	<b>489,360</b>	<b>864,579</b>
Fiscal Year 2004 Total	185,265	240,255	425,520
Fiscal Year 2005 Total	189,954	249,105	439,059

**Comments:**

1. **Waive Less Tuition** - Overall tuition waiver activity in FY 2005 is reduced. It is assumed that universities and colleges will replace this general fund reduction with tuition collected from enrolled students. This budget action is exercised pursuant to authority and discretion granted to the Legislature under RCW 28B.15.910. (General Fund-State, Institutions of Higher Education Operating Fees Account-Non-Appropriated)
2. **Pension Reduction Correction** - In the 2002 supplemental budget, the pension allotment reduction was calculated on the assumption that all higher education employees are in Department of Retirement System (DRS) plans. However, some higher education employees are in retirement plans that are not managed by DRS. As a result, the reductions for higher education institutions were too high. This item restores part of the General Fund-State reduction.
3. **Veterinary Student Enrollment** - Due to declining participation by Oregon State University, funding is provided to expand the size of the entering professional veterinary medicine class by 16 resident students each academic year during the 2003-05 biennium. (General Fund-State, Institutions of Higher Education Operating Fees Account-Non-Appropriated)
4. **Wine Industry Education Partnership** - Funding is provided to develop a comprehensive viticulture (grape growing) and enology (wine making) program that supports career path opportunities for Washington residents. Washington State University's (WSU's) share of this \$1 million state investment (also see Agency 699 - State Board for Community & Technical Colleges) is primarily for extension field personnel and services on an ongoing basis. One-time support of \$477,000 is provided in FY 2004 to serve as a bridge so that WSU may hire and make joint faculty appointments for the benefit of programs in Pullman and the Tri-Cities until permanent funding is secured by a successful application for high-demand instructional support from the Higher Education Coordinating Board. Building funds are appropriated to equip and renovate a Tri-Cities branch campus wet lab. (General Fund-State, Washington State University Capital Projects Account-State)
5. **General Inflation** - Agencies are required to find sufficient efficiencies in their operations to cover the cost of inflation in the goods, services, and supplies needed for performance of their missions. (General Fund-State, various other funds)
6. **Recruitment and Retention** - Funding is provided for competitive salary adjustments or offers to attract and retain quality faculty and staff.
7. **Facility Maintenance and Operations** - Funding is provided to maintain existing buildings and preserve related infrastructure during the 2003-05 biennium. Additional funds are also provided for newly-authorized capital projects that expand facility maintenance and operation requirements by adding square footage that is expected to be occupied before June 30, 2005.
8. **Operating Cost Reduction** - A state general fund reduction is made that may be partially offset by increasing tuition rates by 7 percent each academic year for resident undergraduate

## Washington State University

students. (General Fund-State, Institutions of Higher Education Operating Fees Account-Non-Appropriated)

9. **Building Maintenance to Capital** - Funding for routine maintenance and preventive inspections, mechanical adjustments, and minor work to replace or repair building systems, surfaces, or materials is shifted to the capital budget. This sum will be replaced with non-bond capital funds to sustain levels of investment necessary to keep the current inventory of buildings in "superior" to "good" working condition, until the state chooses to modernize, renovate, or replace them.
10. **Pension Funding Change** - Savings are achieved by adopting a new actuarial method for smoothing returns on assets for the Public Employees' Retirement System (PERS), the School Employees' Retirement System, and the Teachers' Retirement System (TRS). The new method varies the length of smoothing of a particular year's gain or loss depending on the difference from the actuarially-assumed rate of investment return. In addition, no contributions will be made toward the unfunded liabilities in the PERS and TRS Plans 1 during FY 2004 and FY 2005.
11. **Engineering & Science Institute** - Operating support is provided to enable WSU-Vancouver, Clark College, and Lower Columbia Community College to execute a regional partnership that will create an Institute for Engineering & Science in southwest Washington. Additional resources have been appropriated to the State Board for Community and Technical Colleges (see Agency 699) to prepare 168 FTE associate degree students for eventual transfer completion of baccalaureate degree programs in applied science, technology, and engineering.
12. **Health Benefits** - The employer contribution rate is increased from \$482.38 in FY 2003 to \$504.89 in FY 2004 and \$592.30 in FY 2005. At these rates, premium inflation is expected to average 15.5 percent a year and the employee contributions average 16.3 percent of the total premium in both fiscal years. These rates also assume an increase in co-payments from \$10 to \$15 for office visits.
13. **Revolving Funds** - Funding levels for services provided by other state agencies, such as the Office of the Attorney General, are adjusted to reflect what those agencies are expected to bill for their services.
14. **Self-Insurance Premiums** - State agencies pay an annual self-insurance premium to fund the state's Self-Insurance Liability Program. This program is responsible for paying costs related to tort lawsuits associated with state agency programs. An agency's self-insurance premium is based on factors such as past and current claims experience, the agency staffing levels, and estimated obligations. This item reflects the increased amount for the University's self-insurance premium in the 2003-05 biennium.

## Eastern Washington University

(Dollars in Thousands)

	GF-S	Other	Total
<b>2001-03 Expenditure Authority</b>	<b>89,241</b>	<b>73,488</b>	<b>162,729</b>
<b>2003-05 Maintenance Level</b>	<b>88,103</b>	<b>73,969</b>	<b>162,072</b>
<b>Policy Changes</b>			
1. Waive Less Tuition	-85	85	0
2. Pension Reduction Correction	18	0	18
3. General Inflation	-207	-481	-688
4. Recruitment and Retention	751	0	751
5. Facility Maintenance and Operations	318	0	318
6. Operating Cost Reduction	-6,006	3,582	-2,424
7. Building Maintenance to Capital	-1,726	0	-1,726
8. Pension Funding Change	-154	0	-154
9. Health Benefits	1,438	0	1,438
10. Revolving Funds	-22	0	-22
11. Self-Insurance Premiums	616	0	616
<b>Total 2003-05 Biennium</b>	<b>83,044</b>	<b>77,155</b>	<b>160,199</b>
Fiscal Year 2004 Total	40,861	37,140	78,001
Fiscal Year 2005 Total	42,183	40,015	82,198

**Comments:**

- 1. **Waive Less Tuition** - Overall tuition waiver activity in FY 2005 is reduced. It is assumed that universities and colleges will replace this general fund reduction with tuition collected from enrolled students. This budget action is exercised pursuant to authority and discretion granted to the Legislature under RCW 28B.15.910. (General Fund-State, Institutions of Higher Education Operating Fees Account-Non-Appropriated)
- 2. **Pension Reduction Correction** - In the 2002 supplemental budget, the pension allotment reduction was calculated on the assumption that all higher education employees are in Department of Retirement System (DRS) plans. However, some higher education employees are in retirement plans that are not managed by DRS. As a result, the reductions for higher education institutions were too high. This item restores part of the General Fund-State reduction.
- 3. **General Inflation** - Agencies are required to find sufficient efficiencies in their operations to cover the cost of inflation in the goods, services, and supplies needed for performance of their missions. (General Fund-State, various other funds)
- 4. **Recruitment and Retention** - Funding is provided for competitive salary adjustments or offers to attract and retain quality faculty and staff.
- 5. **Facility Maintenance and Operations** - Funding is provided to maintain existing buildings and preserve related infrastructure during the 2003-05 biennium. Additional funds are also provided for newly-authorized capital projects that expand facility maintenance and operation requirements by adding square footage that is expected to be occupied before June 30, 2005.
- 6. **Operating Cost Reduction** - A state general fund reduction is made that may be partially offset by increasing tuition rates by 7 percent each academic year for resident undergraduate students. (General Fund-State, Institutions of Higher Education Operating Fees Account-Non-Appropriated)
- 7. **Building Maintenance to Capital** - Funding for routine maintenance and preventive inspections, mechanical adjustments, and minor work to replace or repair building systems, surfaces, or materials is shifted to the capital budget. This sum will be replaced with non-bond capital funds to sustain levels of investment necessary to keep the current inventory of buildings in "superior" to "good" working condition, until the state chooses to modernize, renovate, or replace them.
- 8. **Pension Funding Change** - Savings are achieved by adopting a new actuarial method for smoothing returns on assets for the Public Employees' Retirement System (PERS), the School Employees' Retirement System, and the Teachers' Retirement System (TRS). The new method varies the length of smoothing of a particular year's gain or loss depending on the difference from the actuarially-assumed rate of investment return. In addition, no contributions will be made toward the unfunded liabilities in the PERS and TRS Plans 1 during FY 2004 and FY 2005.
- 9. **Health Benefits** - The employer contribution rate is increased from \$482.38 in FY 2003 to \$504.89 in FY 2004 and \$592.30 in FY 2005. At these rates, premium inflation is expected to average 15.5 percent a year and the employee contributions average 16.3 percent of the total premium in both fiscal years. These rates also assume an increase in co-payments from \$10 to \$15 for office visits.



## Eastern Washington University

10. **Revolving Funds** - Funding levels for services provided by other state agencies, such as the Office of the Attorney General, are adjusted to reflect what those agencies are expected to bill for their services.
11. **Self-Insurance Premiums** - State agencies pay an annual self-insurance premium to fund the state's Self-Insurance Liability Program. This program is responsible for paying costs related to tort lawsuits associated with state agency programs. An agency's self-insurance premium is based on factors such as past and current claims experience, the agency staffing levels, and estimated obligations. This item reflects the increased amount for the University's self-insurance premium in the 2003-05 biennium.

## Central Washington University

(Dollars in Thousands)

	GF-S	Other	Total
<b>2001-03 Expenditure Authority</b>	<b>85,572</b>	<b>89,577</b>	<b>175,149</b>
<b>2003-05 Maintenance Level</b>	<b>83,837</b>	<b>96,596</b>	<b>180,433</b>
<b>Policy Changes</b>			
1. Waive Less Tuition	-53	53	0
2. Pension Reduction Correction	16	0	16
3. General Inflation	-29	-551	-580
4. Recruitment and Retention	624	0	624
5. Facility Maintenance and Operations	67	0	67
6. Operating Cost Reduction	-5,390	3,782	-1,608
7. Building Maintenance to Capital	-1,886	0	-1,886
8. Enrollment Stabilization & Recovery	2,100	0	2,100
9. Pension Funding Change	-120	0	-120
10. Health Benefits	1,568	0	1,568
11. Revolving Funds	-50	0	-50
12. Self-Insurance Premiums	472	0	472
<b>Total 2003-05 Biennium</b>	<b>81,156</b>	<b>99,880</b>	<b>181,036</b>
Fiscal Year 2004 Total	39,765	48,584	88,349
Fiscal Year 2005 Total	41,391	51,296	92,687

**Comments:**

- |  |   |
|--|---|
| <p>1. <b>Waive Less Tuition</b> - Overall tuition waiver activity in FY 2005 is reduced. It is assumed that universities and colleges will replace this general fund reduction with tuition collected from enrolled students. This budget action is exercised pursuant to authority and discretion granted to the Legislature under RCW 28B.15.910. (General Fund-State, Institutions of Higher Education Operating Fees Account-Non-Appropriated)</p> <p>2. <b>Pension Reduction Correction</b> - In the 2002 supplemental budget, the pension allotment reduction was calculated on the assumption that all higher education employees are in Department of Retirement System (DRS) plans. However, some higher education employees are in retirement plans that are not managed by DRS. As a result, the reductions for higher education institutions were too high. This item restores part of the General Fund-State reduction.</p> <p>3. <b>General Inflation</b> - Agencies are required to find sufficient efficiencies in their operations to cover the cost of inflation in the goods, services, and supplies needed for performance of their missions. (General Fund-State, various other funds)</p> <p>4. <b>Recruitment and Retention</b> - Funding is provided for competitive salary adjustments or offers to attract and retain quality faculty and staff.</p> <p>5. <b>Facility Maintenance and Operations</b> - Funding is provided to maintain existing buildings and preserve related infrastructure during the 2003-05 biennium.</p> <p>6. <b>Operating Cost Reduction</b> - A state general fund reduction is made that may be partially offset by increasing tuition rates by 7 percent each academic year for resident undergraduate</p> | <p>students. (General Fund-State, Institutions of Higher Education Operating Fees Account-Non-Appropriated)</p> <p>7. <b>Building Maintenance to Capital</b> - Funding for routine maintenance and preventive inspections, mechanical adjustments, and minor work to replace or repair building systems, surfaces, or materials is shifted to the capital budget. This sum will be replaced with non-bond capital funds to sustain levels of investment necessary to keep the current inventory of buildings in "superior" to "good" working condition, until the state chooses to modernize, renovate, or replace them.</p> <p>8. <b>Enrollment Stabilization &amp; Recovery</b> - Funding is provided to partially restore state funded full-time equivalent (FTE) students that were deducted from the budgeted base in 2001, because enrollment has been fully recovered. This funding will provide for 196 additional FTE students during the 2003-05 biennium.</p> <p>9. <b>Pension Funding Change</b> - Savings are achieved by adopting a new actuarial method for smoothing returns on assets for the Public Employees' Retirement System (PERS), the School Employees' Retirement System, and the Teachers' Retirement System (TRS). The new method varies the length of smoothing of a particular year's gain or loss depending on the difference from the actuarially-assumed rate of investment return. In addition, no contributions will be made toward the unfunded liabilities in the PERS and TRS Plans 1 during FY 2004 and FY 2005.</p> <p>10. <b>Health Benefits</b> - The employer contribution rate is increased from \$482.38 in FY 2003 to \$504.89 in FY 2004 and \$592.30 in FY 2005. At these rates, premium inflation is expected to</p> |
|--|---|

## Central Washington University

average 15.5 percent a year and the employee contributions average 16.3 percent of the total premium in both fiscal years. These rates also assume an increase in co-payments from \$10 to \$15 for office visits.

11. **Revolving Funds** - Funding levels for services provided by other state agencies, such as the Office of the Attorney General, are adjusted to reflect what those agencies are expected to bill for their services.
12. **Self-Insurance Premiums** - State agencies pay an annual self-insurance premium to fund the state's Self-Insurance Liability Program. This program is responsible for paying costs related to tort lawsuits associated with state agency programs. An agency's self-insurance premium is based on factors such as past and current claims experience, the agency staffing levels, and estimated obligations. This item reflects the increased amount for the University's self-insurance premium in the 2003-05 biennium.

## The Evergreen State College

(Dollars in Thousands)

	GF-S	Other	Total
<b>2001-03 Expenditure Authority</b>	<b>49,513</b>	<b>39,311</b>	<b>88,824</b>
<b>2003-05 Maintenance Level</b>	<b>49,767</b>	<b>42,948</b>	<b>92,715</b>
<b>Policy Changes</b>			
1. Waive Less Tuition	-33	33	0
2. Pension Reduction Correction	8	0	8
3. General Inflation	0	-356	-356
4. Recruitment and Retention	376	0	376
5. Facility Maintenance and Operations	260	0	260
6. Operating Cost Reduction	-4,389	1,546	-2,843
7. Building Maintenance to Capital	-584	0	-584
8. Pension Funding Change	-109	0	-109
9. Charter Schools Study	50	0	50
10. Juvenile Offender Sentencing	26	0	26
11. Standards for Release of Offenders	24	0	24
12. WSIPP Youth Intervention Study	110	0	110
13. Prison Capacity Study	100	0	100
14. Health Benefits	907	0	907
15. Revolving Funds	-14	0	-14
16. Lapse - 2ESSB 5012	-50	0	-50
<b>Total 2003-05 Biennium</b>	<b>46,449</b>	<b>44,171</b>	<b>90,620</b>
Fiscal Year 2004 Total	22,856	21,799	44,655
Fiscal Year 2005 Total	23,593	22,372	45,965

**Comments:**

- |   |   |
|---|---|
| <p>1. <b>Waive Less Tuition</b> - Overall tuition waiver activity in FY 2005 is reduced. It is assumed that universities and colleges will replace this general fund reduction with tuition collected from enrolled students. This budget action is exercised pursuant to authority and discretion granted to the Legislature under RCW 28B.15.910. (General Fund-State, Institutions of Higher Education Operating Fees Account-Non-Appropriated)</p> <p>2. <b>Pension Reduction Correction</b> - In the 2002 supplemental budget, the pension allotment reduction was calculated on the assumption that all higher education employees are in Department of Retirement System (DRS) plans. However, some higher education employees are in retirement plans that are not managed by DRS. As a result, the reductions for higher education institutions were too high. This item restores part of the General Fund-State reduction.</p> <p>3. <b>General Inflation</b> - Agencies are required to find sufficient efficiencies in their operations to cover the cost of inflation in the goods, services, and supplies needed for performance of their missions. (Various funds)</p> <p>4. <b>Recruitment and Retention</b> - Funding is provided for competitive salary adjustments or offers to attract and retain quality faculty and staff.</p> <p>5. <b>Facility Maintenance and Operations</b> - Funding is provided to maintain existing buildings and preserve related infrastructure during the 2003-05 biennium.</p> | <p>6. <b>Operating Cost Reduction</b> - A state general fund reduction is made that may be partially offset by increasing tuition rates by 7 percent each academic year for resident undergraduate students. (General Fund-State, Institutions of Higher Education Operating Fees Account-Non-Appropriated)</p> <p>7. <b>Building Maintenance to Capital</b> - Funding for routine maintenance and preventive inspections, mechanical adjustments, and minor work to replace or repair building systems, surfaces, or materials is shifted to the capital budget. This sum will be replaced with non-bond capital funds to sustain levels of investment necessary to keep the current inventory of buildings in "superior" to "good" working condition, until the state chooses to modernize, renovate, or replace them.</p> <p>8. <b>Pension Funding Change</b> - Savings are achieved by adopting a new actuarial method for smoothing returns on assets for the Public Employees' Retirement System (PERS), the School Employees' Retirement System, and the Teachers' Retirement System (TRS). The new method varies the length of smoothing of a particular year's gain or loss depending on the difference from the actuarially-assumed rate of investment return. In addition, no contributions will be made toward the unfunded liabilities in the PERS and TRS Plans 1 during FY 2004 and FY 2005.</p> <p>9. <b>Charter Schools Study</b> - Funding is provided for the implementation of 2ESSB 5012 (Charter Schools) which provides for the establishment of a limited number of charter</p> |
|---|---|

## The Evergreen State College

schools. Specifically, the Washington State Institute for Public Policy (WSIPP) was directed to conduct an evaluation of the process used to establish charter schools, as well as outcomes. Because the bill was not enacted by June 30, 2003, the appropriation lapsed. See item 16.

10. **Juvenile Offender Sentencing** - Funding is provided for WSIPP to develop adherence and outcome standards for measuring the effectiveness of treatment programs referred to in Chapter 378, Laws of 2003, Partial Veto (ESSB 5903). The Institute shall present its conclusions and recommend standards to the Governor and Legislature by no later than January 1, 2004.
11. **Standards for Release of Offenders** - Funding is provided for WSIPP to study the results of the changes in "earned release" under Chapter 379, Laws of 2003 (ESSB 5990). The study shall determine whether the new policy affects the rate of recidivism or the type of offenses committed by persons whose release dates were affected by the new law. The Institute shall report its findings to the Governor and appropriate legislative committees by no later than December 1, 2008.
12. **WSIPP Youth Intervention Study** - Funding is provided for WSIPP to review research assessing the effectiveness of prevention and early intervention programs concerning children and youth, including programs designed to reduce the at-risk behaviors for children and youth identified in RCW 70.190.010(4).
13. **Prison Capacity Study** - Funding is provided for WSIPP to conduct a study of the relationship between prison overcrowding and construction and the current state criminal sentencing structure. The Institute will present preliminary findings to the Governor and to the Legislature by December 15, 2003, and a final report by March 15, 2004.
14. **Health Benefits** - The employer contribution rate is increased from \$482.38 in FY 2003 to \$504.89 in FY 2004 and \$592.30 in FY 2005. At these rates, premium inflation is expected to average 15.5 percent a year and the employee contributions average 16.3 percent of the total premium in both fiscal years. These rates also assume an increase in co-payments from \$10 to \$15 for office visits.
15. **Revolving Funds** - Funding levels for services provided by other state agencies, such as the Office of the Attorney General, are adjusted to reflect what those agencies are expected to bill for their services.
16. **Lapse - 2ESSB 5012** - Funding was provided to evaluate the process used to establish charter schools and related outcomes contingent upon enactment of 2ESSB 5012 (Charter Schools) by June 30, 2003. Because the bill was not passed by the Legislature, the appropriation lapsed.

## Western Washington University

(Dollars in Thousands)

	GF-S	Other	Total
<b>2001-03 Expenditure Authority</b>	<b>117,700</b>	<b>117,770</b>	<b>235,470</b>
<b>2003-05 Maintenance Level</b>	<b>117,852</b>	<b>140,221</b>	<b>258,073</b>
<b>Policy Changes</b>			
1. Waive Less Tuition	-107	107	0
2. Pension Reduction Correction	22	0	22
3. General Inflation	0	-949	-949
4. Recruitment and Retention	751	0	751
5. Facility Maintenance and Operations	272	0	272
6. Operating Cost Reduction	-8,389	5,597	-2,792
7. Building Maintenance to Capital	-2,814	0	-2,814
8. Pension Funding Change	-225	0	-225
9. Health Benefits	1,852	0	1,852
10. Revolving Funds	-32	0	-32
<b>Total 2003-05 Biennium</b>	<b>109,182</b>	<b>144,976</b>	<b>254,158</b>
Fiscal Year 2004 Total	53,645	71,157	124,802
Fiscal Year 2005 Total	55,537	73,819	129,356

**Comments:**

1. **Waive Less Tuition** - Overall tuition waiver activity in FY 2005 is reduced. It is assumed that universities and colleges will replace this general fund reduction with tuition collected from enrolled students. This budget action is exercised pursuant to authority and discretion granted to the Legislature under RCW 28B.15.910. (General Fund-State, Institutions of Higher Education Operating Fees Account-Non-Appropriated)
2. **Pension Reduction Correction** - In the 2002 supplemental budget, the pension allotment reduction was calculated on the assumption that all higher education employees are in Department of Retirement System (DRS) plans. However, some higher education employees are in retirement plans that are not managed by DRS. As a result, the reductions for higher education institutions were too high. This item restores part of the General Fund-State reduction.
3. **General Inflation** - Agencies are required to find sufficient efficiencies in their operations to cover the cost of inflation in the goods, services, and supplies needed for performance of their missions. (Various funds)
4. **Recruitment and Retention** - Funding is provided for competitive salary adjustments or offers to attract and retain quality faculty and staff.
5. **Facility Maintenance and Operations** - Funding is provided to maintain existing buildings and preserve related infrastructure during the 2003-05 biennium. Additional funds are also provided for newly-authorized capital projects that expand facility maintenance and operation requirements by adding square footage that is expected to be occupied before June 30, 2005.
6. **Operating Cost Reduction** - A state general fund reduction is made that may be partially offset by increasing tuition rates by 7 percent each academic year for resident undergraduate students. (General Fund-State, Institutions of Higher Education Operating Fees Account-Non-Appropriated)
7. **Building Maintenance to Capital** - Funding for routine maintenance and preventive inspections, mechanical adjustments, and minor work to replace or repair building systems, surfaces, or materials is shifted to the capital budget. This sum will be replaced with non-bond capital funds to sustain levels of investment necessary to keep the current inventory of buildings in "superior" to "good" working condition, until the state chooses to modernize, renovate, or replace them.
8. **Pension Funding Change** - Savings are achieved by adopting a new actuarial method for smoothing returns on assets for the Public Employees' Retirement System (PERS), the School Employees' Retirement System, and the Teachers' Retirement System (TRS). The new method varies the length of smoothing of a particular year's gain or loss depending on the difference from the actuarially-assumed rate of investment return. In addition, no contributions will be made toward the unfunded liabilities in the PERS and TRS Plans 1 during FY 2004 and FY 2005.
9. **Health Benefits** - The employer contribution rate is increased from \$482.38 in FY 2003 to \$504.89 in FY 2004 and \$592.30 in FY 2005. At these rates, premium inflation is expected to average 15.5 percent a year and the employee contributions average 16.3 percent of the total premium in both fiscal years. These rates also assume an increase in co-payments from \$10 to \$15 for office visits.
10. **Revolving Funds** - Funding levels for services provided by other state agencies, such as the Office of the Attorney General, are adjusted to reflect what those agencies are expected to bill for their services.

## Higher Education Coordinating Board

(Dollars in Thousands)

	GF-S	Other	Total
<b>2001-03 Expenditure Authority</b>	<b>264,158</b>	<b>15,785</b>	<b>279,943</b>
2003 Supplemental *	-29	0	-29
<b>Total 2001-03 Biennium</b>	<b>264,129</b>	<b>15,785</b>	<b>279,914</b>
<hr/>			
<b>2003-05 Maintenance Level</b>	<b>276,037</b>	<b>17,357</b>	<b>293,394</b>
<b>Policy Changes</b>			
1. Jefferson County Pilot Project	350	0	350
2. State Need Grant Increase	26,145	0	26,145
3. Washington Scholars	1,286	0	1,286
4. Washington Award for Voc Excellence	489	0	489
5. Reduction	-232	0	-232
6. High Demand Enrollments	8,275	0	8,275
7. Pension Funding Change	-43	-14	-57
8. Revolving Funds	-10	0	-10
<hr/>			
<b>Total 2003-05 Biennium</b>	<b>312,297</b>	<b>17,343</b>	<b>329,640</b>
Fiscal Year 2004 Total	150,169	8,454	158,623
Fiscal Year 2005 Total	162,128	8,889	171,017

**Comments:**

- |  |  |
|--|--|
| <p>1. <b>Jefferson County Pilot Project</b> - Continued funding is provided for a demonstration project to increase opportunities and participation in post-secondary education in rural areas of Jefferson County.</p>  | <p>to prepare undergraduates for careers in nursing and other health services, applied science and engineering, teaching and speech pathology, computing and information technology, and viticulture (grape growing) and enology (wine making).</p>  |
| <p>2. <b>State Need Grant Increase</b> - Funding is provided for new state budgeted, full-time equivalent (FTE) student enrollments and to keep pace with tuition increases that state universities and colleges may adopt under limits proposed for undergraduate study during the 2003-05 biennium. The effective income cutoff for need grants is 55 percent of the state's median family income.</p>   | <p>7. <b>Pension Funding Change</b> - Savings are achieved by adopting a new actuarial method for smoothing returns on assets for the Public Employees' Retirement System (PERS), the School Employees' Retirement System, and the Teachers' Retirement System (TRS). The new method varies the length of smoothing of a particular year's gain or loss depending on the difference from the actuarially-assumed rate of investment return. In addition, no contributions will be made toward the unfunded liabilities in the PERS and TRS Plans 1 during FY 2004 and FY 2005. (General Fund-State, General Fund-Federal, Advanced College Tuition Payment Program Account-Non-Appropriated)</p> |
| <p>3. <b>Washington Scholars</b> - Funding is provided to support increased use of state merit awards (24 each year) by students at Washington higher education institutions (\$259,000) and to restore awards to full tuition and fee scholarships (\$1,027,000) for all recipients.</p>  | <p>8. <b>Revolving Funds</b> - Funding levels for services provided by other state agencies, such as the Office of the Attorney General, are adjusted to reflect what those agencies are expected to bill for their services.</p>  |
| <p>4. <b>Washington Award for Voc Excellence</b> - Funding is provided to support increased use of excellence awards in vocational arts by students enrolling at Washington higher education institutions (\$76,000) and to restore awards to full tuition and fee scholarships (\$413,000) for all recipients.</p>  |  |
| <p>5. <b>Reduction</b> - The policy and coordination function within the Higher Education Coordinating Board is reduced.</p>   | <p>* Please see the 2003 Supplemental Operating Budget Section for additional information.</p>   |
| <p>6. <b>High Demand Enrollments</b> - The Board will manage a competitive process to award 500 FTE student enrollments in high-demand fields. Public baccalaureate institutions are eligible to apply for funding and may submit proposals that include cooperative partnerships with private institutions. State funds are budgeted at an average rate of \$11,000 per FTE for instruction. Enrollment contracts will be awarded principally</p> |  |

## Spokane Intercollegiate Research & Technology Inst

(Dollars in Thousands)

	GF-S	Other	Total
<b>2001-03 Expenditure Authority</b>	<b>2,896</b>	<b>1,327</b>	<b>4,223</b>
<b>2003-05 Maintenance Level</b>	<b>2,835</b>	<b>102</b>	<b>2,937</b>
<b>Policy Changes</b>			
1. General Inflation	-21	-2	-23
2. Pension Funding Change	-14	0	-14
3. Health Benefits	24	0	24
4. Revolving Funds	-2	0	-2
<b>Total 2003-05 Biennium</b>	<b>2,822</b>	<b>100</b>	<b>2,922</b>
Fiscal Year 2004 Total	1,403	50	1,453
Fiscal Year 2005 Total	1,419	50	1,469

**Comments:**

1. **General Inflation** - Agencies are required to find sufficient efficiencies in their operations to cover the cost of inflation in the goods, services, and supplies needed for performance of their missions. (General Fund-State, Institutions of Higher Education Dedicated Local Account-Non-Appropriated)
  
2. **Pension Funding Change** - Savings are achieved by adopting a new actuarial method for smoothing returns on assets for the Public Employees' Retirement System (PERS), the School Employees' Retirement System, and the Teachers' Retirement System (TRS). The new method varies the length of smoothing of a particular year's gain or loss depending on the difference from the actuarially-assumed rate of investment return. In addition, no contributions will be made toward the unfunded liabilities in the PERS and TRS Plans 1 during FY 2004 and FY 2005.
  
3. **Health Benefits** - The employer contribution rate is increased from \$482.38 in FY 2003 to \$504.89 in FY 2004 and \$592.30 in FY 2005. At these rates, premium inflation is expected to average 15.5 percent a year and the employee contributions average 16.3 percent of the total premium in both fiscal years. These rates also assume an increase in co-payments from \$10 to \$15 for office visits.
  
4. **Revolving Funds** - Funding levels for services provided by other state agencies, such as the Office of the Attorney General, are adjusted to reflect what those agencies are expected to bill for their services.



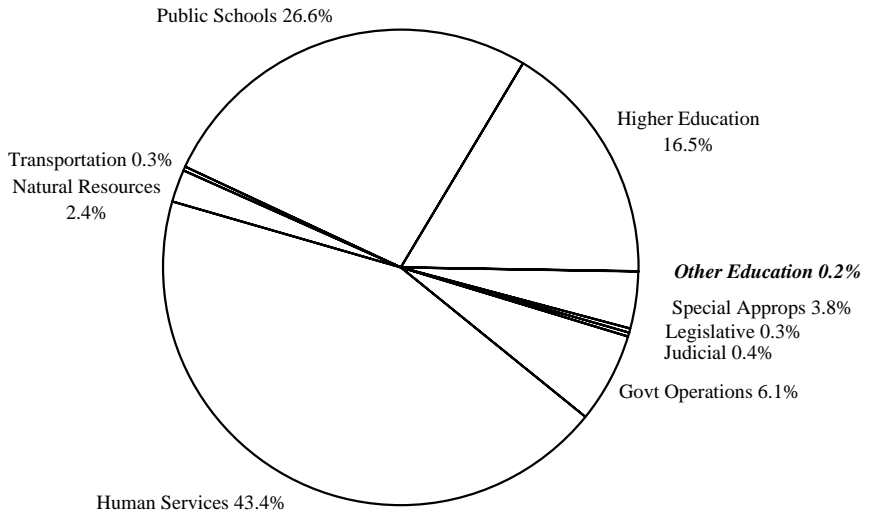
## Other Education

Appropriations for the 2003-05 biennium for the state's other education agencies, provide carryforward funding for the statutory and constitutional duties of these agencies. In order to attain administrative efficiencies, agency budgets are reduced for FTE staff years, salaries, benefits, and other operating costs commensurate with other state agencies.

## 2003-05 Washington State Operating Budget Total Budgeted Funds

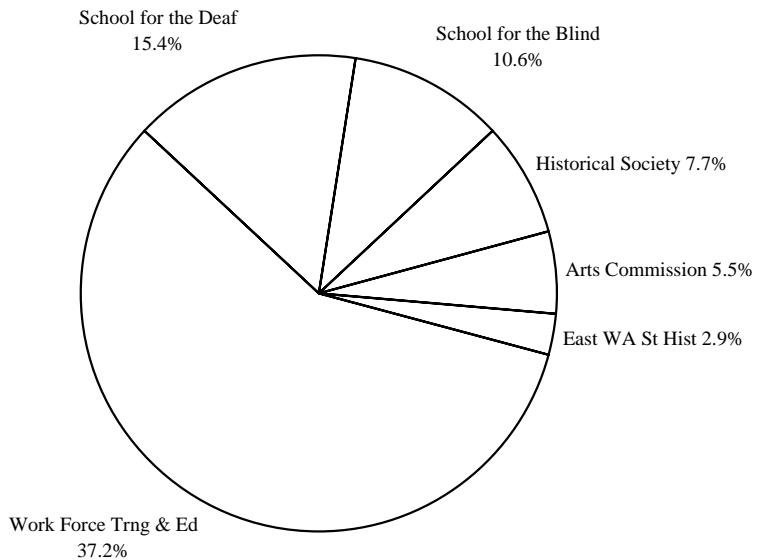
(Dollars in Thousands)

Legislative	136,394
Judicial	162,179
Governmental Operations	2,726,495
Human Services	19,457,885
Natural Resources	1,091,562
Transportation	123,957
Public Schools	11,906,608
Higher Education	7,400,500
<b>Other Education</b>	<b>99,594</b>
Special Appropriations	1,690,584
<b>Statewide Total</b>	<b>44,795,758</b>



### Washington State

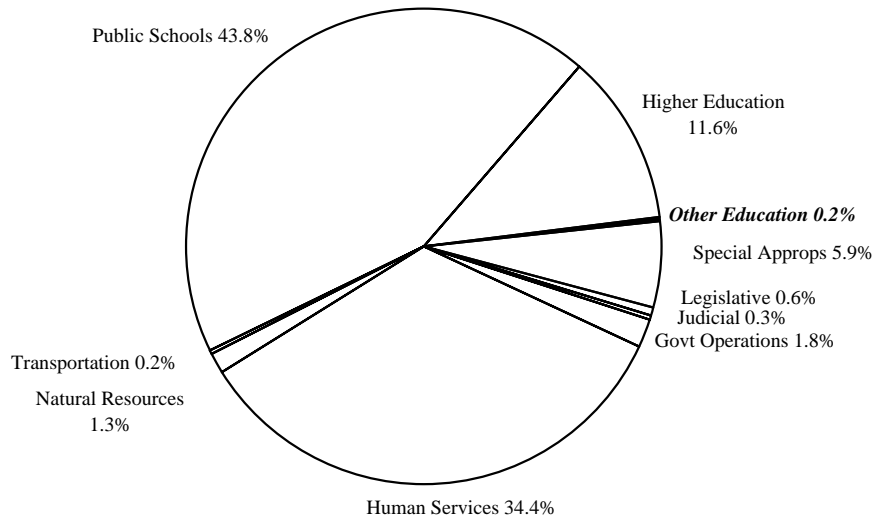
Work Force Trng & Ed	57,571
School for the Deaf	15,369
School for the Blind	10,590
State Hist Society	7,647
State Arts Comm	5,526
East WA State Hist Society	2,891
<b>Other Education</b>	<b>99,594</b>



## 2003-05 Washington State Operating Budget General Fund-State

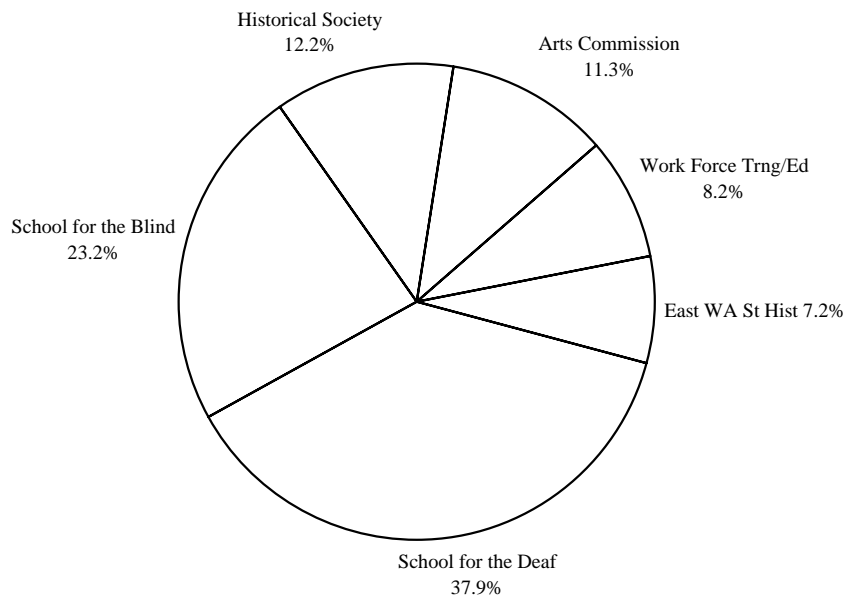
(Dollars in Thousands)

Legislative	129,628
Judicial	78,492
Governmental Operations	411,360
Human Services	7,933,222
Natural Resources	297,097
Transportation	48,834
Public Schools	10,104,649
Higher Education	2,667,195
<b>Other Education</b>	<b>39,932</b>
Special Appropriations	1,370,972
<b>Statewide Total</b>	<b>23,081,381</b>



## Washington State

School for the Deaf	15,137
School for the Blind	9,255
State Hist Society	4,867
State Arts Comm	4,500
Work Force Trng & Ed	3,282
East WA State Hist Society	2,891
<b>Other Education</b>	<b>39,932</b>



## Work Force Training & Education Coordinating Board

(Dollars in Thousands)

	GF-S	Other	Total
<b>2001-03 Expenditure Authority</b>	<b>3,395</b>	<b>45,486</b>	<b>48,881</b>
2003 Supplemental *	-4	0	-4
<b>Total 2001-03 Biennium</b>	<b>3,391</b>	<b>45,486</b>	<b>48,877</b>
<hr/>			
<b>2003-05 Maintenance Level</b>	<b>3,375</b>	<b>54,319</b>	<b>57,694</b>
<b>Policy Changes</b>			
1. General Inflation	-21	-6	-27
2. Pension Funding Change	-14	-8	-22
3. Revolving Funds	6	2	8
4. Staff Reduc. & Oper. Efficiencies	-64	-18	-82
<hr/>			
<b>Total 2003-05 Biennium</b>	<b>3,282</b>	<b>54,289</b>	<b>57,571</b>
Fiscal Year 2004 Total	1,662	25,590	27,252
Fiscal Year 2005 Total	1,620	28,699	30,319

**Comments:**

1. **General Inflation** - Agencies are required to find sufficient efficiencies in their operations to cover the cost of inflation in the goods, services, and supplies needed for performance of their missions. (General Fund-State, General Fund-Federal)
  
2. **Pension Funding Change** - Savings are achieved by adopting a new actuarial method for smoothing returns on assets for the Public Employees' Retirement System (PERS), the School Employees' Retirement System, and the Teachers' Retirement System (TRS). The new method varies the length of smoothing of a particular year's gain or loss depending on the difference from the actuarially-assumed rate of investment return. In addition, no contributions will be made toward the unfunded liabilities in the PERS and TRS Plans 1 during FY 2004 and FY 2005. (General Fund-State, General Fund-Federal)
  
3. **Revolving Funds** - Funding levels for services provided by other state agencies, such as the Office of the Attorney General, are adjusted to reflect what those agencies are expected to bill for their services. (General Fund-State, General Fund-Federal)
  
4. **Staff Reduc. & Oper. Efficiencies** - In order to attain administrative efficiencies, agency budgets are reduced for FTE staff years, salaries, benefits, and other operating costs. (General Fund-State, General Fund-Federal)

\* Please see the 2003 Supplemental Operating Budget Section for additional information.

## Washington State Arts Commission

(Dollars in Thousands)

	GF-S	Other	Total
<b>2001-03 Expenditure Authority</b>	<b>5,661</b>	<b>1,003</b>	<b>6,664</b>
<b>2003-05 Maintenance Level</b>	<b>5,654</b>	<b>1,028</b>	<b>6,682</b>
<b>Policy Changes</b>			
1. General Inflation	-14	-2	-16
2. Program Reductions	-1,080	0	-1,080
3. Pension Funding Change	-14	0	-14
4. Revolving Funds	10	0	10
5. Staff Reduc. & Oper. Efficiencies	-56	0	-56
<b>Total 2003-05 Biennium</b>	<b>4,500</b>	<b>1,026</b>	<b>5,526</b>
Fiscal Year 2004 Total	2,247	417	2,664
Fiscal Year 2005 Total	2,253	609	2,862

**Comments:**

1. **General Inflation** - Agencies are required to find sufficient efficiencies in their operations to cover the cost of inflation in the goods, services, and supplies needed for performance of their missions. (General Fund-State, General Fund-Federal)
  
2. **Program Reductions** - The Commission's budget is reduced by 19 percent from maintenance level as a general activity cut. The Commission shall use its managerial discretion to reduce spending in those areas that will have the least impact on implementing its mission.
  
3. **Pension Funding Change** - Savings are achieved by adopting a new actuarial method for smoothing returns on assets for the Public Employees' Retirement System (PERS), the School Employees' Retirement System, and the Teachers' Retirement System (TRS). The new method varies the length of smoothing of a particular year's gain or loss depending on the difference from the actuarially-assumed rate of investment return. In addition, no contributions will be made toward the unfunded liabilities in the PERS and TRS Plans 1 during FY 2004 and FY 2005.
  
4. **Revolving Funds** - Funding levels for services provided by other state agencies, such as the Office of the Attorney General, are adjusted to reflect what those agencies are expected to bill for their services.
  
5. **Staff Reduc. & Oper. Efficiencies** - In order to attain administrative efficiencies, agency budgets are reduced for FTE staff years, salaries, benefits, and other operating costs.

## Washington State Historical Society

(Dollars in Thousands)

	GF-S	Other	Total
<b>2001-03 Expenditure Authority</b>	<b>5,934</b>	<b>1,560</b>	<b>7,494</b>
2003 Supplemental *	-83	0	-83
<b>Total 2001-03 Biennium</b>	<b>5,851</b>	<b>1,560</b>	<b>7,411</b>
<hr/>			
<b>2003-05 Maintenance Level</b>	<b>5,682</b>	<b>2,583</b>	<b>8,265</b>
<b>Policy Changes</b>			
1. Lewis & Clark	20	0	20
2. General Inflation	-45	-31	-76
3. Program/Activity Reductions	-560	230	-330
4. Pension Funding Change	-26	-4	-30
5. Revolving Funds	8	2	10
6. Staff Reduc. & Oper. Efficiencies	-212	0	-212
<hr/>			
<b>Total 2003-05 Biennium</b>	<b>4,867</b>	<b>2,780</b>	<b>7,647</b>
Fiscal Year 2004 Total	2,400	890	3,290
Fiscal Year 2005 Total	2,467	1,890	4,357

**Comments:**

- 1. **Lewis & Clark** - Funding is provided to support Washington's advisory committee in preparations for inaugural events, celebrating the 200th anniversary of the Lewis and Clark Expedition from January 2003 through the early fall of 2006.
- 2. **General Inflation** - Agencies are required to find sufficient efficiencies in their operations to cover the cost of inflation in the goods, services, and supplies needed for performance of their missions. (General Fund-State, Local Museum Account-Non-Appropriated)
- 3. **Program/Activity Reductions** - State general fund support for the Historical Society's budget is reduced by 10 percent from maintenance level as a general activity cut. The Historical Society shall use its managerial discretion to reduce spending in those areas that will have the least impact on implementing its mission. (General Fund-State, Local Museum Account-Non-Appropriated)
- 4. **Pension Funding Change** - Savings are achieved by adopting a new actuarial method for smoothing returns on assets for the Public Employees' Retirement System (PERS), the School Employees' Retirement System, and the Teachers' Retirement System (TRS). The new method varies the length of smoothing of a particular year's gain or loss depending on the difference from the actuarially-assumed rate of investment return. In addition, no contributions will be made toward the unfunded liabilities in the PERS and TRS Plans 1 during FY 2004 and FY 2005. (General Fund-State, Local Museum Account-Non-Appropriated)
- 5. **Revolving Funds** - Funding levels for services provided by other state agencies, such as the Office of the Attorney General, are adjusted to reflect what those agencies are expected to bill for their services. (General Fund-State, Local Museum Account-Non-Appropriated)
- 6. **Staff Reduc. & Oper. Efficiencies** - In order to attain administrative efficiencies, agency budgets are reduced for FTE staff years, salaries, benefits, and other operating costs.

\* Please see the 2003 Supplemental Operating Budget Section for additional information.

## Eastern Washington State Historical Society

(Dollars in Thousands)

	GF-S	Other	Total
<b>2001-03 Expenditure Authority</b>	<b>3,163</b>	<b>0</b>	<b>3,163</b>
2003 Supplemental *	-42	0	-42
<b>Total 2001-03 Biennium</b>	<b>3,121</b>	<b>0</b>	<b>3,121</b>
<hr/>			
<b>2003-05 Maintenance Level</b>	<b>3,311</b>	<b>0</b>	<b>3,311</b>
<b>Policy Changes</b>			
1. General Inflation	-25	0	-25
2. Program Reductions	-291	0	-291
3. Pension Funding Change	-16	0	-16
4. Revolving Funds	12	0	12
5. Staff Reduc. & Oper. Efficiencies	-100	0	-100
<hr/>			
<b>Total 2003-05 Biennium</b>	<b>2,891</b>	<b>0</b>	<b>2,891</b>
Fiscal Year 2004 Total	1,430	0	1,430
Fiscal Year 2005 Total	1,461	0	1,461

**Comments:**

1. **General Inflation** - Agencies are required to find sufficient efficiencies in their operations to cover the cost of inflation in the goods, services, and supplies needed for performance of their missions.
2. **Program Reductions** - The Historical Society's budget is reduced by 9 percent from maintenance level as a general activity cut. The Historical Society shall use its managerial discretion to reduce spending in those areas that will have the least impact on implementing its mission.
3. **Pension Funding Change** - Savings are achieved by adopting a new actuarial method for smoothing returns on assets for the Public Employees' Retirement System (PERS), the School Employees' Retirement System, and the Teachers' Retirement System (TRS). The new method varies the length of smoothing of a particular year's gain or loss depending on the difference from the actuarially-assumed rate of investment return. In addition, no contributions will be made toward the unfunded liabilities in the PERS and TRS Plans 1 during FY 2004 and FY 2005.
4. **Revolving Funds** - Funding levels for services provided by other state agencies, such as the Office of the Attorney General, are adjusted to reflect what those agencies are expected to bill for their services.
5. **Staff Reduc. & Oper. Efficiencies** - In order to attain administrative efficiencies, agency budgets are reduced for FTE staff years, salaries, benefits, and other operating costs.

\* Please see the 2003 Supplemental Operating Budget Section for additional information.

## State School for the Blind

(Dollars in Thousands)

	GF-S	Other	Total
<b>2001-03 Expenditure Authority</b>	<b>9,174</b>	<b>1,254</b>	<b>10,428</b>
<b>2003-05 Maintenance Level</b>	<b>9,587</b>	<b>1,335</b>	<b>10,922</b>
<b>Policy Changes</b>			
1. General Inflation	-54	0	-54
2. Initiative 732 COLA	-92	0	-92
3. Pension Funding Change	-63	0	-63
4. Revolving Funds	14	0	14
5. Staff Reduc. & Oper. Efficiencies	-137	0	-137
<b>Total 2003-05 Biennium</b>	<b>9,255</b>	<b>1,335</b>	<b>10,590</b>
Fiscal Year 2004 Total	4,614	667	5,281
Fiscal Year 2005 Total	4,641	668	5,309

**Comments:**

1. **General Inflation** - Agencies are required to find sufficient efficiencies in their operations to cover the cost of inflation in the goods, services, and supplies needed for performance of their missions.
2. **Initiative 732 COLA** - The salary increases provided by Initiative 732 are suspended for the 2003-04 and 2004-05 school years, consistent with Chapter 20, Laws of 2003, 1st sp.s. (SB 6059 - Teachers' Cost-of-Living Adjustments [COLAs]).
3. **Pension Funding Change** - Savings are achieved by adopting a new actuarial method for smoothing returns on assets for the Public Employees' Retirement System (PERS), the School Employees' Retirement System, and the Teachers' Retirement System (TRS). The new method varies the length of smoothing of a particular year's gain or loss depending on the difference from the actuarially-assumed rate of investment return. In addition, no contributions will be made toward the unfunded liabilities in the PERS and TRS Plans 1 during FY 2004 and FY 2005.
4. **Revolving Funds** - Funding levels for services provided by other state agencies, such as the Office of the Attorney General, are adjusted to reflect what those agencies are expected to bill for their services.
5. **Staff Reduc. & Oper. Efficiencies** - In order to attain administrative efficiencies, agency budgets are reduced for FTE staff years, salaries, benefits, and other operating costs.



**State School for the Deaf**

(Dollars in Thousands)

	GF-S	Other	Total
2001-03 Expenditure Authority	15,146	232	15,378
2003 Supplemental *	-53	0	-53
<b>Total 2001-03 Biennium</b>	<b>15,093</b>	<b>232</b>	<b>15,325</b>
2003-05 Maintenance Level	15,586	0	15,586
Policy Changes			
1. General Inflation	-83	0	-83
2. Initiative 732 COLA	-101	0	-101
3. Outreach Services	0	232	232
4. Pension Funding Change	-86	0	-86
5. Revolving Funds	18	0	18
6. Staff Reduc. & Oper. Efficiencies	-197	0	-197
<b>Total 2003-05 Biennium</b>	<b>15,137</b>	<b>232</b>	<b>15,369</b>
Fiscal Year 2004 Total	7,578	116	7,694
Fiscal Year 2005 Total	7,559	116	7,675

*Comments:*



# Special Appropriations

## **Extraordinary Criminal Justice**

The costs of investigating and prosecuting the “Green River murders” accounted for more than half the costs of King County’s 18 aggravated murder cases in 2002. As a result, the Legislature appropriated \$766,000 to King County to assist in defraying extraordinary criminal justice costs incurred in the adjudication of aggravated murder cases.

## **Legislative Liaisons**

The Legislature prohibits state agencies and institutions from spending any funds appropriated in the operating budget to employ legislative liaisons or contract for legislative liaisons. Independently elected statewide officials are permitted to employ one legislative liaison during the biennium. The Legislature directs the Office of Financial Management (OFM) to reduce allotments for agencies by \$3.257 million from general fund appropriations to reflect the savings. *The Governor vetoed this item.*

## **Travel, Equipment, and Contracts**

In the operating budget, the Legislature directs OFM to reduce allotments for all agencies for equipment, travel, and management and organization personal services contracts by \$20 million from general fund appropriations. *The Governor vetoed this item.*

## **Backfill for Cities and Counties**

In the operating budget, the Legislature continues to replace a portion of the Motor Vehicle Excise Tax (MVET) funding for local governments and local public health districts eliminated as a result of the passage of Initiative 695 in 1999. Local public health districts are appropriated \$24 million per year from the Health Services Account. Cities and counties are each appropriated \$5 million of federal funds in fiscal year 2004.

## **Expand Junior-Level Transfer Student Enrollment**

The operating budget appropriates \$6.3 million to be allocated to public baccalaureate institutions to expand state-supported college access by 400 full-time equivalent student enrollments. With this funding, the Legislature intends to assist qualified residents seeking to transfer with an associate degree or credits sufficient to enter degree programs with junior-class standing.

## **Health Benefits**

A total of \$127 million (\$85 million General Fund-State) is provided to cover the increased cost of medical, dental, life, and disability insurance benefits provided to state agency and higher education employees and retirees.

The budget anticipates that the total cost of medical insurance purchased on behalf of current employees will increase by an average of 15.5 percent per year next biennium. The state’s cost for that increase is partially offset by requiring employees to pay an average of 16 percent of the cost of their medical insurance, compared to an average of 14 percent now, and increasing the co-payments for medical office visits to \$15, from \$10 now. Dental insurance and basic levels of life and disability insurance will continue to be provided at no cost to the employee. With the increases in state funding, the average monthly employee contribution is expected to increase from \$72.38 in calendar year 2003 to \$96.43 in calendar year 2004 and \$110.58 in calendar year 2005.

The cost of supplemental medical insurance for retirees enrolled in Medicare is expected to increase by approximately 13.9 percent per year. The monthly retiree subsidy is increased so that, on average, the state will continue to cover approximately 44 percent of the cost of supplemental insurance for Medicare-eligible retirees.

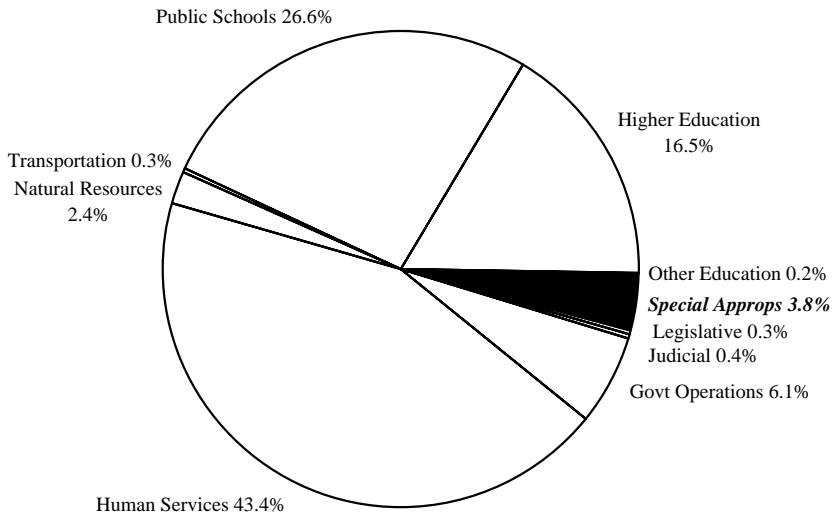
**Pension Funding Method Change**

A savings of \$87.7 million General Fund-State is achieved by adopting a new actuarial method for smoothing returns on assets for the Public Employees' Retirement System (PERS), the School Employees' Retirement System (SERS), and the Teachers' Retirement System (TRS). The method varies the length of smoothing of a particular year's gain or loss depending on the difference from the actuarially assumed rate of investment return. In addition, no contributions are made towards the unfunded liabilities in PERS and TRS Plan 1 during the biennium.

## 2003-05 Washington State Operating Budget Total Budgeted Funds

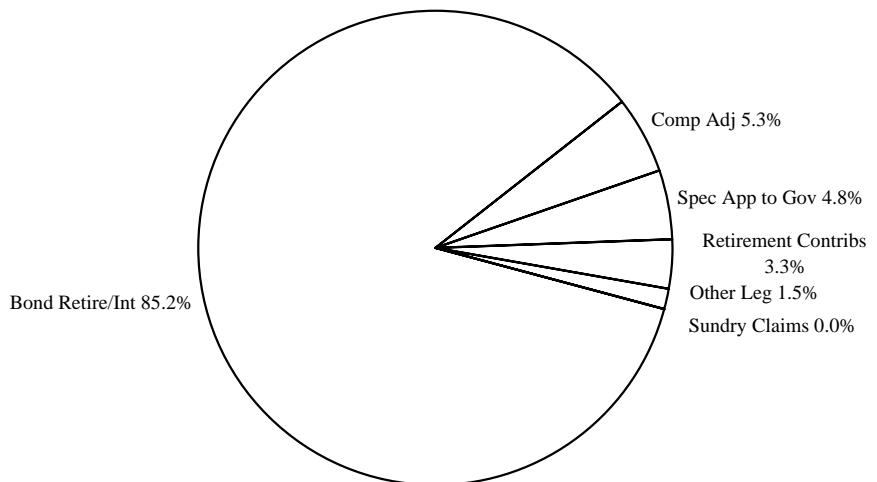
(Dollars in Thousands)

Legislative	136,394
Judicial	162,179
Governmental Operations	2,726,495
Human Services	19,457,885
Natural Resources	1,091,562
Transportation	123,957
Public Schools	11,906,608
Higher Education	7,400,500
Other Education	99,594
<b><i>Special Appropriations</i></b>	<b><i>1,690,584</i></b>
<b>Statewide Total</b>	<b>44,795,758</b>



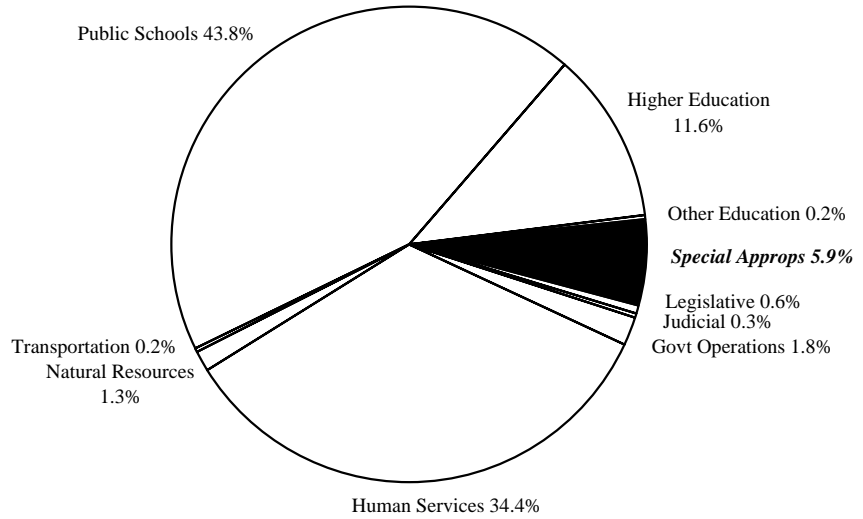
## Washington State

Bond Retire/Int	1,439,607
St Employ Comp Adj	89,733
Special Approps to Governor	81,015
Retirement Contributions	55,170
Other Legislation	24,676
Sundry Claims	383
<b><i>Special Appropriations</i></b>	<b><i>1,690,584</i></b>



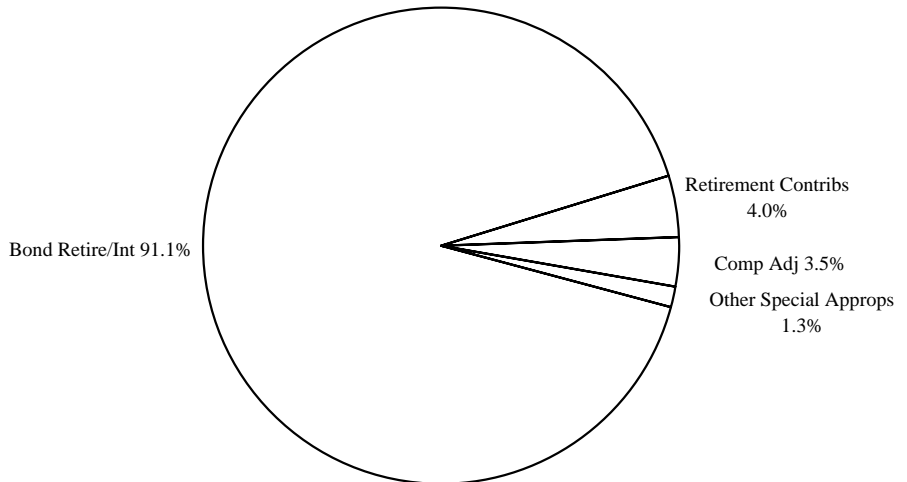
**2003-05 Washington State Operating Budget**  
**General Fund-State**  
(Dollars in Thousands)

Legislative	129,628
Judicial	78,492
Governmental Operations	411,360
Human Services	7,933,222
Natural Resources	297,097
Transportation	48,834
Public Schools	10,104,649
Higher Education	2,667,195
Other Education	39,932
<b><i>Special Appropriations</i></b>	<b><i>1,370,972</i></b>
<b>Statewide Total</b>	<b>23,081,381</b>



**Washington State**

Bond Retire/Int	1,249,251
Retirement Contributions	55,170
St Employ Comp Adj	48,284
Other Special Approps	18,267
<b><i>Special Appropriations</i></b>	<b><i>1,370,972</i></b>



### Bond Retirement and Interest

(Dollars in Thousands)

	<u>GF-S</u>	<u>Other</u>	<u>Total</u>
<b>2001-03 Expenditure Authority</b>	<b>1,251,110</b>	<b>181,470</b>	<b>1,432,580</b>
2003 Supplemental *	-40,040	-9,598	-49,638
<b>Total 2001-03 Biennium</b>	<b>1,211,070</b>	<b>171,872</b>	<b>1,382,942</b>
<b>2003-05 Maintenance Level</b>	<b>1,227,608</b>	<b>186,245</b>	<b>1,413,853</b>
<b>Policy Changes</b>			
1. General Inflation	-18	-112	-130
2. New Debt 2003-05 Capital Budget	21,661	4,223	25,884
<b>Total 2003-05 Biennium</b>	<b>1,249,251</b>	<b>190,356</b>	<b>1,439,607</b>
Fiscal Year 2004 Total	597,106	106,374	703,480
Fiscal Year 2005 Total	652,145	83,982	736,127

**Comments:**

1. **General Inflation** - Agencies are required to find sufficient efficiencies in their operations to cover the cost of inflation in the goods, services, and supplies needed for performance of their missions. (General Fund-State, State Building Construction Account-State)
2. **New Debt 2003-05 Capital Budget** - Debt service and bond sale expenses will be incurred for new debt issued to fund the 2003-05 capital budget. (General Fund-State, State Building Construction Account-State, State Taxable Building Construction Account-State)

NOTE: Amounts shown here reflect only the omnibus appropriations act. The remainder of the Bond Retirement & Interest's budget is shown in the Transportation Budget Section of this document.

\* Please see the 2003 Supplemental Operating Budget Section for additional information.

## Contributions to Retirement Systems

(Dollars in Thousands)

	GF-S	Other	Total
<b>2001-03 Expenditure Authority</b>	<b>44,145</b>	<b>0</b>	<b>44,145</b>
2003 Supplemental *	232	0	232
<b>Total 2001-03 Biennium</b>	<b>44,377</b>	<b>0</b>	<b>44,377</b>
<hr/>			
<b>2003-05 Maintenance Level</b>	<b>55,170</b>	<b>0</b>	<b>55,170</b>
<hr/>			
<b>Total 2003-05 Biennium</b>	<b>55,170</b>	<b>0</b>	<b>55,170</b>
Fiscal Year 2004 Total	27,756	0	27,756
Fiscal Year 2005 Total	27,414	0	27,414

**Comments:**

There were no policy level changes.

\* Please see the 2003 Supplemental Operating Budget Section for additional information.



### Sundry Claims

(Dollars in Thousands)

	<u>GF-S</u>	<u>Other</u>	<u>Total</u>
<b>2001-03 Expenditure Authority</b>	<b>274</b>	<b>5</b>	<b>279</b>
2003 Supplemental *	490	16	506
<b>Total 2001-03 Biennium</b>	<b>764</b>	<b>21</b>	<b>785</b>
<b>2003-05 Maintenance Level</b>	<b>0</b>	<b>0</b>	<b>0</b>
<b>Policy Changes</b>			
1. Deer and Elk Damage Claims	0	365	365
2. Self-Defense Claims	18	0	18
<b>Total 2003-05 Biennium</b>	<b>18</b>	<b>365</b>	<b>383</b>
Fiscal Year 2004 Total	18	365	383
Fiscal Year 2005 Total	0	0	0

**Comments:**

1. **Deer and Elk Damage Claims** - On the recommendation of the State Office of Risk Management, payment is made under RCW 77.12.280 for claims for damages to agricultural crops by wildlife. (Wildlife Account-State)
2. **Self-Defense Claims** - On the recommendation of the State Office of Risk Management, payment is made under RCW 9A.16.110 for claims for reimbursement of legal costs and other expenses of criminal defendants acquitted on the basis of self defense.

\* Please see the 2003 Supplemental Operating Budget Section for additional information.

## Special Appropriations to the Governor

(Dollars in Thousands)

	GF-S	Other	Total
<b>2001-03 Expenditure Authority</b>	<b>107,369</b>	<b>97,404</b>	<b>204,773</b>
2003 Supplemental *	4,000	0	4,000
<b>Total 2001-03 Biennium</b>	<b>111,369</b>	<b>97,404</b>	<b>208,773</b>
<b>2003-05 Maintenance Level</b>	<b>22,636</b>	<b>52,000</b>	<b>74,636</b>
<b>Policy Changes</b>			
1. Liability Account	-10,638	0	-10,638
2. Extraordinary Crim Justice Costs	0	766	766
3. Legislative Liaisons	-3,257	0	-3,257
4. Travel, Equipment, Contracts	-20,000	0	-20,000
5. I-695 Backfill for Counties	0	5,000	5,000
6. I-695 Backfill for Cities	0	5,000	5,000
7. Higher Education Enrollments	6,251	0	6,251
8. Governor Veto	23,257	0	23,257
<b>Total 2003-05 Biennium</b>	<b>18,249</b>	<b>62,766</b>	<b>81,015</b>
Fiscal Year 2004 Total	9,124	34,766	43,890
Fiscal Year 2005 Total	9,125	28,000	37,125

**Comments:**

- |  |   |
|--|---|
| <p>1. <b>Liability Account</b> - Savings are projected in the state general fund based on historical patterns in tort claims, settlements, and judgments.</p> <p>2. <b>Extraordinary Crim Justice Costs</b> - Funding is provided for assistance to King County for extraordinary criminal justice costs incurred in the adjudication of aggravated murder cases. (Public Safety and Education Account-State)</p> <p>3. <b>Legislative Liaisons</b> - Funding is reduced for state agency legislative liaisons. <i>The Governor vetoed this item. See item 8.</i></p> <p>4. <b>Travel, Equipment, Contracts</b> - Funding is reduced resulting from an across-the-board reduction in travel, equipment, and personal service contract expenditures. <i>The Governor vetoed this item. See item 8.</i></p> <p>5. <b>I-695 Backfill for Counties</b> - Funding is provided for distribution to specified counties to mitigate the loss of local revenue following the passage of Initiative 695. (General Fund-Federal)</p> <p>6. <b>I-695 Backfill for Cities</b> - Funding is provided for distribution to cities to mitigate the loss of local revenue following the passage of Initiative 695. (General Fund-Federal)</p> <p>7. <b>Higher Education Enrollments</b> - Funds are provided to support 400 full-time equivalent resident transfer students entering public baccalaureate institutions with junior-class standing beginning with the 2003-04 academic year.</p> <p>8. <b>Governor Veto</b> - The Governor vetoed Sections 717 and 724 of Chapter 25, Laws of 2003, 1st sp.s., Partial Veto (ESSB 5404), which reduced state general fund spending for agency</p> | <p>legislative liaisons and for travel, equipment, and personal service contract expenditures.</p> <p>* Please see the 2003 Supplemental Operating Budget Section for additional information.</p> |
|--|---|

## State Employee Compensation Adjustments

(Dollars in Thousands)

	GF-S	Other	Total
<b>2001-03 Expenditure Authority</b>	<b>103,943</b>	<b>93,548</b>	<b>197,491</b>
<b>2003-05 Maintenance Level</b>	<b>1,162</b>	<b>217</b>	<b>1,379</b>
<b>Policy Changes</b>			
1. Health Benefits	47,122	41,232	88,354
<b>Total 2003-05 Biennium</b>	<b>48,284</b>	<b>41,449</b>	<b>89,733</b>
Fiscal Year 2004 Total	8,821	7,361	16,182
Fiscal Year 2005 Total	39,463	34,088	73,551

**Comments:**

1. **Health Benefits** - A total of \$135 million (\$85 million General Fund-State) is provided to cover the increased cost of medical, dental, life, and disability insurance benefits provided on behalf of state and higher education employees and retirees. This item represents the share of that total increase associated with state agency employees and retirees. The increase for higher education employees and retirees is allocated in the higher education sections of the budget.

The budget anticipates that the total cost of medical insurance purchased on behalf of current employees will increase by an average of 15.5 percent per year next biennium. The state's cost for that increase is partially offset by: (1) requiring employees to pay an average of 16.3 percent of the cost of their medical insurance, compared to an average of 14 percent now; and (2) increasing co-payments for medical office visits to \$15, from \$10 now. Dental insurance and basic levels of life and disability insurance will continue to be provided at no cost to the employee.

The cost of supplemental medical insurance for retirees enrolled in Medicare is expected to increase by approximately 13.9 percent per year. The budget provides for the same rate of increase in the monthly retiree subsidy so that, on average, the state will continue to cover approximately 44 percent of the cost of supplemental insurance for Medicare-eligible retirees. (General Fund-State, General Fund-Federal, General Fund-Local, other funds)



# 2003 Supplemental Omnibus Operating Budget

## 2001-03 Estimated Revenues and Expenditures

### General Fund-State

(Dollars in Millions)

<b>Resources</b>	
<b>Beginning Fund Balance</b>	<b>599.1</b>
<b>March 2003 Revenue Forecast</b>	<b>21,163.0</b>
Fund Transfers to General Fund	289.0
Tobacco Securitization	450.0
Transfer from Emergency Reserve Fund	325.0
Changes in Reserves and Other Adjustments	55.7
<b>Total Resources (Revenue/Fund Balance)</b>	<b>22,881.8</b>
<b>Appropriations</b>	
<b>Biennial Appropriation *</b>	<b>22,451.5</b>
2003 Supplemental and Adjustments to FY 2003 in 2003-05 Budget	130.9
<b>Spending Level</b>	<b>22,582.4</b>
<b>Unrestricted General Fund Balance</b>	
<b>Projected Ending Fund Balance</b>	<b>299.3</b>
<b>Emergency Reserve Fund</b>	
<b>Beginning Fund Balance</b>	<b>462.1</b>
Actual/Estimated Interest Earnings	15.5
Transfers and Appropriations	(420.0)
<b>Projected Ending Fund Balance</b>	<b>57.6</b>

\* Not shown above are federal assistance funds appropriated to states pursuant to Public Law (PL) 108-27. Washington expects to receive a total of \$400.5 million from this source, \$390.5 million of which was appropriated in the 2001-03 biennium.

# Washington State Omnibus Operating Budget

## 2001-03 Expenditure Authority

### TOTAL STATE

(Dollars in Thousands)

	General Fund-State			Total All Funds		
	2001-03	2003 Supp	Rev 2001-03	2001-03	2003 Supp	Rev 2001-03
Legislative	129,818	0	129,818	136,110	0	136,110
Judicial	73,294	2,212	75,506	140,864	2,217	143,081
Governmental Operations	383,769	-1,362	382,407	2,649,413	36,128	2,685,541
Other Human Services	1,234,610	19,787	1,254,397	3,538,947	-47,648	3,491,299
DSHS	6,126,587	90,898	6,217,485	15,437,738	-570,616	14,867,122
Natural Resources	315,637	17,738	333,375	1,102,464	28,068	1,130,532
Transportation	40,166	388	40,554	105,690	1,813	107,503
Total Education	12,640,369	36,554	12,676,923	18,054,276	100,679	18,154,955
Public Schools	9,854,332	36,765	9,891,097	11,503,685	100,890	11,604,575
Higher Education	2,731,564	-29	2,731,535	6,439,607	-29	6,439,578
Other Education	54,473	-182	54,291	110,984	-182	110,802
Special Appropriations	<u>1,506,841</u>	<u>-35,318</u>	<u>1,471,523</u>	<u>1,879,268</u>	<u>-44,900</u>	<u>1,834,368</u>
<b>Total Budget Bill</b>	<b>22,451,091</b>	<b>130,897</b>	<b>22,581,988</b>	<b>43,044,770</b>	<b>-494,259</b>	<b>42,550,511</b>
Appropriations in Other Legislation	<u>100</u>	<u>0</u>	<u>100</u>	<u>25,100</u>	<u>0</u>	<u>25,100</u>
<b>Statewide Total</b>	<b>22,451,191</b>	<b>130,897</b>	<b>22,582,088</b>	<b>43,069,870</b>	<b>-494,259</b>	<b>42,575,611</b>

*Note: Includes all operating appropriations from both the Omnibus and Transportation Budgets enacted through the 2003 legislative session.*

# Washington State Omnibus Operating Budget

## 2001-03 Expenditure Authority

### LEGISLATIVE AND JUDICIAL

(Dollars in Thousands)

	General Fund-State			Total All Funds		
	2001-03	2003 Supp	Rev 2001-03	2001-03	2003 Supp	Rev 2001-03
House of Representatives	55,385	0	55,385	55,430	0	55,430
Senate	45,662	0	45,662	45,707	0	45,707
Jt Leg Audit & Review Committee	4,069	0	4,069	4,069	0	4,069
LEAP Committee	2,747	0	2,747	2,950	0	2,950
Office of the State Actuary	0	0	0	2,054	0	2,054
Joint Legislative Systems Comm	13,253	0	13,253	14,959	0	14,959
Statute Law Committee	7,826	0	7,826	10,065	0	10,065
Redistricting Commission	876	0	876	876	0	876
<b>Total Legislative</b>	<b>129,818</b>	<b>0</b>	<b>129,818</b>	<b>136,110</b>	<b>0</b>	<b>136,110</b>
Supreme Court	10,987	0	10,987	10,987	0	10,987
State Law Library	3,906	0	3,906	3,906	0	3,906
Court of Appeals	25,618	0	25,618	25,618	0	25,618
Commission on Judicial Conduct	1,895	0	1,895	1,895	0	1,895
Office of Administrator for Courts	30,288	2,042	32,330	85,514	2,042	87,556
Office of Public Defense	600	170	770	12,944	175	13,119
<b>Total Judicial</b>	<b>73,294</b>	<b>2,212</b>	<b>75,506</b>	<b>140,864</b>	<b>2,217</b>	<b>143,081</b>
<b>Total Legislative/Judicial</b>	<b>203,112</b>	<b>2,212</b>	<b>205,324</b>	<b>276,974</b>	<b>2,217</b>	<b>279,191</b>

# Washington State Omnibus Operating Budget

## 2001-03 Expenditure Authority

### GOVERNMENTAL OPERATIONS

(Dollars in Thousands)

	General Fund-State			Total All Funds		
	2001-03	2003 Supp	Rev 2001-03	2001-03	2003 Supp	Rev 2001-03
Office of the Governor	8,525	-58	8,467	12,652	-84	12,568
Office of the Lieutenant Governor	877	0	877	877	0	877
Public Disclosure Commission	3,756	0	3,756	3,756	0	3,756
Office of the Secretary of State	16,931	0	16,931	35,548	0	35,548
Governor's Office of Indian Affairs	543	5	548	543	5	548
Asian-Pacific-American Affrs	434	-17	417	434	-17	417
Office of the State Treasurer	0	0	0	12,870	0	12,870
Office of the State Auditor	1,952	0	1,952	43,984	0	43,984
Comm Salaries for Elected Officials	227	0	227	227	0	227
Office of the Attorney General	8,881	3	8,884	164,973	3	164,976
Caseload Forecast Council	1,231	0	1,231	1,231	0	1,231
Dept of Financial Institutions	0	0	0	24,392	0	24,392
Dept Community, Trade, Econ Dev	131,092	-476	130,616	354,566	28,147	382,713
Economic & Revenue Forecast Cncl	1,011	0	1,011	1,011	0	1,011
Office of Financial Management	24,964	-20	24,944	70,952	11,980	82,932
Office of Administrative Hearings	0	0	0	22,444	1,079	23,523
Department of Personnel	0	0	0	32,886	0	32,886
State Lottery Commission	0	0	0	812,320	0	812,320
Washington State Gambling Comm	0	0	0	29,353	0	29,353
WA State Comm on Hispanic Affairs	436	5	441	436	5	441
African-American Affairs Comm	418	5	423	418	5	423
Personnel Appeals Board	0	0	0	1,705	0	1,705
Department of Retirement Systems	0	0	0	53,244	0	53,244
State Investment Board	0	0	0	13,461	0	13,461
Department of Revenue	150,768	-830	149,938	161,068	-830	160,238
Board of Tax Appeals	2,200	0	2,200	2,200	0	2,200
Municipal Research Council	0	0	0	4,575	0	4,575
Minority & Women's Business Enterp	0	0	0	2,616	0	2,616
Dept of General Administration	1,204	-9	1,195	129,658	-9	129,649
Department of Information Services	0	0	0	207,397	0	207,397
Office of Insurance Commissioner	0	0	0	30,550	0	30,550
State Board of Accountancy	0	0	0	1,716	0	1,716
Forensic Investigations Council	0	0	0	276	0	276
Washington Horse Racing Commission	0	0	0	4,436	0	4,436
WA State Liquor Control Board	2,922	0	2,922	155,626	480	156,106
Utilities and Transportation Comm	0	0	0	30,829	0	30,829
Board for Volunteer Firefighters	0	0	0	569	0	569
Military Department	17,875	30	17,905	148,358	-4,636	143,722
Public Employment Relations Comm	4,564	0	4,564	4,564	0	4,564
Growth Management Hearings Board	2,958	0	2,958	2,958	0	2,958
State Convention and Trade Center	0	0	0	67,734	0	67,734
<b>Total Governmental Operations</b>	<b>383,769</b>	<b>-1,362</b>	<b>382,407</b>	<b>2,649,413</b>	<b>36,128</b>	<b>2,685,541</b>



# Washington State Omnibus Operating Budget

## 2001-03 Expenditure Authority

### HUMAN SERVICES

(Dollars in Thousands)

	General Fund-State			Total All Funds		
	2001-03	2003 Supp	Rev 2001-03	2001-03	2003 Supp	Rev 2001-03
WA State Health Care Authority	6,655	0	6,655	722,545	-58,132	664,413
Human Rights Commission	5,307	-136	5,171	6,951	114	7,065
Bd of Industrial Insurance Appeals	0	0	0	29,619	0	29,619
Criminal Justice Training Comm	0	0	0	18,756	0	18,756
Department of Labor and Industries	11,094	0	11,094	463,701	-6,173	457,528
Indeterminate Sentence Review Board	1,968	0	1,968	1,968	0	1,968
Home Care Quality Authority	152	19	171	152	19	171
Department of Health	112,277	-95	112,182	653,217	-3,734	649,483
Department of Veterans' Affairs	19,590	554	20,144	71,918	226	72,144
Department of Corrections	1,072,559	19,451	1,092,010	1,110,323	20,245	1,130,568
Dept of Services for the Blind	3,240	-6	3,234	17,756	537	18,293
Sentencing Guidelines Commission	1,768	0	1,768	1,768	0	1,768
Department of Employment Security	0	0	0	440,273	-750	439,523
<b>Total Other Human Services</b>	<b>1,234,610</b>	<b>19,787</b>	<b>1,254,397</b>	<b>3,538,947</b>	<b>-47,648</b>	<b>3,491,299</b>

# Washington State Omnibus Operating Budget

## 2001-03 Expenditure Authority

### DEPARTMENT OF SOCIAL & HEALTH SERVICES

(Dollars in Thousands)

	General Fund-State			Total All Funds		
	2001-03	2003 Supp	Rev 2001-03	2001-03	2003 Supp	Rev 2001-03
Children and Family Services	456,146	0	456,146	832,552	6,733	839,285
Juvenile Rehabilitation	162,258	-826	161,432	230,853	-984	229,869
Mental Health	583,737	11,546	595,283	1,147,254	9,761	1,157,015
Developmental Disabilities	629,106	-1,659	627,447	1,207,851	-4,282	1,203,569
Long-Term Care	1,019,137	522	1,019,659	2,088,762	314	2,089,076
Economic Services Administration	837,958	11,998	849,956	2,231,343	16,314	2,247,657
Alcohol & Substance Abuse	72,873	-474	72,399	230,878	-484	230,394
Medical Assistance Payments	2,205,908	67,406	2,273,314	7,151,576	-601,345	6,550,231
Vocational Rehabilitation	20,520	-14	20,506	103,115	-64	103,051
Administration/Support Svcs	52,838	2,399	55,237	100,783	3,421	104,204
Payments to Other Agencies	86,106	0	86,106	112,771	0	112,771
<b>Total DSHS</b>	<b>6,126,587</b>	<b>90,898</b>	<b>6,217,485</b>	<b>15,437,738</b>	<b>-570,616</b>	<b>14,867,122</b>
<b>Total Human Services</b>	<b>7,361,197</b>	<b>110,685</b>	<b>7,471,882</b>	<b>18,976,685</b>	<b>-618,264</b>	<b>18,358,421</b>

# Washington State Omnibus Operating Budget

## 2001-03 Expenditure Authority

### NATURAL RESOURCES

(Dollars in Thousands)

	General Fund-State			Total All Funds		
	2001-03	2003 Supp	Rev 2001-03	2001-03	2003 Supp	Rev 2001-03
Columbia River Gorge Commission	777	0	777	1,526	0	1,526
Department of Ecology	73,687	-58	73,629	320,271	-39	320,232
WA Pollution Liab Insurance Program	0	0	0	2,150	0	2,150
State Parks and Recreation Comm	62,538	-8	62,530	99,285	532	99,817
Interagency Comm for Outdoor Rec	323	0	323	14,270	0	14,270
Environmental Hearings Office	1,668	0	1,668	1,668	0	1,668
State Conservation Commission	4,272	0	4,272	7,770	0	7,770
Dept of Fish and Wildlife	90,709	-6	90,703	287,586	444	288,030
Department of Natural Resources	66,414	17,867	84,281	276,766	27,396	304,162
Department of Agriculture	15,249	-57	15,192	91,172	-265	90,907
<b>Total Natural Resources</b>	<b>315,637</b>	<b>17,738</b>	<b>333,375</b>	<b>1,102,464</b>	<b>28,068</b>	<b>1,130,532</b>

# Washington State Omnibus Operating Budget

## 2001-03 Expenditure Authority

### TRANSPORTATION

(Dollars in Thousands)

---

	General Fund-State			Total All Funds		
	<u>2001-03</u>	<u>2003 Supp</u>	<u>Rev 2001-03</u>	<u>2001-03</u>	<u>2003 Supp</u>	<u>Rev 2001-03</u>
Washington State Patrol	29,500	338	29,838	71,397	1,669	73,066
Department of Licensing	<u>10,666</u>	<u>50</u>	<u>10,716</u>	<u>34,293</u>	<u>144</u>	<u>34,437</u>
<b>Total Transportation</b>	<b>40,166</b>	<b>388</b>	<b>40,554</b>	<b>105,690</b>	<b>1,813</b>	<b>107,503</b>

# Washington State Omnibus Operating Budget

## 2001-03 Expenditure Authority

### EDUCATION

(Dollars in Thousands)

	General Fund-State			Total All Funds		
	2001-03	2003 Supp	Rev 2001-03	2001-03	2003 Supp	Rev 2001-03
OSPI & Statewide Programs	51,480	0	51,480	192,176	17,195	209,371
General Apportionment	7,498,021	16,692	7,514,713	7,498,021	16,692	7,514,713
Pupil Transportation	385,695	18,726	404,421	385,695	18,726	404,421
School Food Services	6,200	0	6,200	296,387	10,805	307,192
Special Education	828,926	1,502	830,428	1,085,333	40,110	1,125,443
Traffic Safety Education	4,277	1	4,278	4,277	1	4,278
Educational Service Districts	9,328	0	9,328	9,328	0	9,328
Levy Equalization	295,863	857	296,720	295,863	857	296,720
Elementary/Secondary School Improv	0	0	0	201,737	-2,077	199,660
Institutional Education	37,731	-814	36,917	46,279	-814	45,465
Ed of Highly Capable Students	12,699	17	12,716	12,699	17	12,716
Student Achievement Program	0	0	0	391,149	64	391,213
Education Reform	67,030	119	67,149	128,101	119	128,220
Transitional Bilingual Instruction	87,501	-592	86,909	107,781	-1,117	106,664
Learning Assistance Program (LAP)	135,956	-633	135,323	266,587	-633	265,954
Block Grants	23,204	-9	23,195	23,204	-9	23,195
State Flexible Education Funds	20,612	0	20,612	20,612	0	20,612
Better Schools Program	8,996	0	8,996	8,996	0	8,996
Compensation Adjustments	380,813	899	381,712	381,004	954	381,958
Common School Construction	0	0	0	148,456	0	148,456
<b>Total Public Schools</b>	<b>9,854,332</b>	<b>36,765</b>	<b>9,891,097</b>	<b>11,503,685</b>	<b>100,890</b>	<b>11,604,575</b>

# Washington State Omnibus Operating Budget

## 2001-03 Expenditure Authority

### PUBLIC SCHOOLS

(Dollars in Thousands)

	General Fund-State			Total All Funds		
	2001-03	2003 Supp	Rev 2001-03	2001-03	2003 Supp	Rev 2001-03
Higher Education Coordinating Board	264,158	-29	264,129	279,943	-29	279,914
University of Washington	679,674	0	679,674	2,925,540	0	2,925,540
Washington State University	395,169	0	395,169	817,324	0	817,324
Eastern Washington University	89,241	0	89,241	162,729	0	162,729
Central Washington University	85,572	0	85,572	175,149	0	175,149
The Evergreen State College	49,513	0	49,513	88,824	0	88,824
Spokane Intercollegiate & Tech Inst	2,896	0	2,896	4,223	0	4,223
Western Washington University	117,700	0	117,700	235,470	0	235,470
Community/Technical College System	1,047,641	0	1,047,641	1,750,405	0	1,750,405
<b>Total Higher Education</b>	<b>2,731,564</b>	<b>-29</b>	<b>2,731,535</b>	<b>6,439,607</b>	<b>-29</b>	<b>6,439,578</b>
State School for the Blind	9,174	0	9,174	10,428	0	10,428
State School for the Deaf	15,146	-53	15,093	15,378	-53	15,325
Work Force Trng & Educ Coord Board	3,395	-4	3,391	48,881	-4	48,877
State Library	12,000	0	12,000	18,976	0	18,976
Washington State Arts Commission	5,661	0	5,661	6,664	0	6,664
Washington State Historical Society	5,934	-83	5,851	7,494	-83	7,411
East Wash State Historical Society	3,163	-42	3,121	3,163	-42	3,121
<b>Total Other Education</b>	<b>54,473</b>	<b>-182</b>	<b>54,291</b>	<b>110,984</b>	<b>-182</b>	<b>110,802</b>
<b>Total Education</b>	<b>12,640,369</b>	<b>36,554</b>	<b>12,676,923</b>	<b>18,054,276</b>	<b>100,679</b>	<b>18,154,955</b>

# Washington State Omnibus Operating Budget

## 2001-03 Expenditure Authority

### SPECIAL APPROPRIATIONS

(Dollars in Thousands)

	General Fund-State			Total All Funds		
	2001-03	2003 Supp	Rev 2001-03	2001-03	2003 Supp	Rev 2001-03
Bond Retirement and Interest	1,251,110	-40,040	1,211,070	1,432,580	-49,638	1,382,942
Special Approps to the Governor	107,369	4,000	111,369	204,773	4,000	208,773
Sundry Claims	274	490	764	279	506	785
State Employee Compensation Adjust	103,943	0	103,943	197,491	0	197,491
Contributions to Retirement Systems	44,145	232	44,377	44,145	232	44,377
<b>Total Budget Bill</b>	<b>1,506,841</b>	<b>-35,318</b>	<b>1,471,523</b>	<b>1,879,268</b>	<b>-44,900</b>	<b>1,834,368</b>
Appropriations in Other Legislation	100	0	100	25,100	0	25,100
<b>Total Special Appropriations</b>	<b>1,506,941</b>	<b>-35,318</b>	<b>1,471,623</b>	<b>1,904,368</b>	<b>-44,900</b>	<b>1,859,468</b>

**2001-03 Washington State Omnibus Operating Budget**  
**2003 Supplemental Budget**  
**Chapter 10, Laws of 2003, Partial Veto (SSB 5403)**  
(Dollars in Thousands)

	<u>GF-S</u>	<u>Other</u>	<u>Total</u>
<b>Judicial</b>			
<b>Office of the Administrator for the Courts</b>			
1. Superior Court Judges' Benefits	2,042	0	2,042
<b>Office of Public Defense</b>			
2. Dependency and Termination	170	5	175
<b>Total Judicial</b>	<b><u>2,212</u></b>	<b><u>5</u></b>	<b><u>2,217</u></b>
<b>Governmental Operations</b>			
<b>Office of the Governor</b>			
3. 2003 Supplemental FTE Reduction	-58	-26	-84
<b>Governor's Office of Indian Affairs</b>			
4. Collocation of Offices	5	0	5
<b>Comm on Asian-Pacific-American Affairs</b>			
5. Collocation of Office	5	0	5
6. Adjustment for Actual Underspending	-22	0	-22
Total	<u>-17</u>	<u>0</u>	<u>-17</u>
<b>Office of the Attorney General</b>			
7. Tort Defense County Prosecutors	12	0	12
8. 2003 Supplemental FTE Reduction	-9	0	-9
Total	<u>3</u>	<u>0</u>	<u>3</u>
<b>Dept of Community, Trade, &amp; Economic Development</b>			
9. Federal Authority Level Increase	0	28,623	28,623
10. 2003 Supplemental FTE Reduction	-476	0	-476
Total	<u>-476</u>	<u>28,623</u>	<u>28,147</u>
<b>Office of Financial Management</b>			
11. Increased Federal Authority	0	12,000	12,000
12. 2003 Supplemental FTE Reduction	-20	0	-20
Total	<u>-20</u>	<u>12,000</u>	<u>11,980</u>
<b>Office of Administrative Hearings</b>			
13. 2003 Unemployment Caseload Increase	0	1,079	1,079
<b>WA State Commission on Hispanic Affairs</b>			
14. Collocation of Office	5	0	5
<b>WA State Comm on African-American Affairs</b>			
15. Collocation of Office	5	0	5
<b>Department of Revenue</b>			
16. Property Tax Deferral Payments	-380	0	-380
17. 2003 Supplemental FTE Reduction	-450	0	-450
Total	<u>-830</u>	<u>0</u>	<u>-830</u>



**2001-03 Washington State Omnibus Operating Budget**  
**2003 Supplemental Budget**  
**Chapter 10, Laws of 2003, Partial Veto (SSB 5403)**  
(Dollars in Thousands)

	<u>GF-S</u>	<u>Other</u>	<u>Total</u>
<b>Department of General Administration</b>			
18. 2003 Supplemental FTE Reduction	-9	0	-9
<b>Washington State Liquor Control Board</b>			
19. Distribution Center Costs	0	480	480
<b>Military Department</b>			
20. Nisqually Earthquake Adjustment	0	-6,414	-6,414
21. Disaster Response Adjustment	0	-3,891	-3,891
22. Federal Funding Adjustment	0	3,996	3,996
23. Flood Lawsuit Defense Costs	0	145	145
24. National Guard Activation Costs	30	0	30
25. Homeland Security	0	1,498	1,498
Total	30	-4,666	-4,636
<b>Total Governmental Operations</b>	<b><u>-1,362</u></b>	<b><u>37,490</u></b>	<b><u>36,128</u></b>

**DSHS**

**Children and Family Services**

26. Mandatory Caseload Changes	3,661	744	4,405
27. Centennial Building Lease Savings	132	44	176
28. Postage	58	21	79
29. Administrative Reductions	-56	-18	-74
30. Cost Allocation/Incr Fed Revenue	-7,556	7,556	0
31. Foster Parent Training	271	100	371
32. DD Parent Participation	690	122	812
33. 2003 Supplemental FTE Reduction	-904	-1,836	-2,740
34. Adoption Tax Credit	-100	0	-100
35. Governor Veto	3,804	0	3,804
Total	0	6,733	6,733

**Juvenile Rehabilitation**

36. Mandatory Workload Changes	-763	-154	-917
37. Centennial Building Lease Savings	20	0	20
38. Postage	7	0	7
39. Administrative Reductions	-90	-4	-94
Total	-826	-158	-984

**Mental Health**

40. Mandatory Workload Changes	672	178	850
41. Mandatory Caseload Changes	2,341	2,350	4,691
42. Balanced Budget Act Implementation	500	500	1,000
43. Special Commitment Ctr Legal Fees	392	0	392
44. Postage	6	1	7
45. Increase DSH	5,778	-5,778	0
46. Administrative Reductions	-194	-71	-265
47. HIPAA Standard Transactions	928	928	1,856
48. Marr Lawsuit	1,123	107	1,230
Total	11,546	-1,785	9,761

**2001-03 Washington State Omnibus Operating Budget**  
**2003 Supplemental Budget**  
**Chapter 10, Laws of 2003, Partial Veto (SSB 5403)**  
(Dollars in Thousands)

	<u>GF-S</u>	<u>Other</u>	<u>Total</u>
<b>Developmental Disabilities</b>			
49. Mandatory Caseload Changes	-363	-363	-726
50. State Supplemental Payments	156	157	313
51. SSI Client Contributions	153	0	153
52. Postage	12	11	23
53. Administrative Reductions	-222	-109	-331
54. Olmstead Placement Reversal	-192	-124	-316
55. Audit Responses	143	96	239
56. Headquarters Overspending	934	709	1,643
57. Reduce funding for Arc Settlement	-3,000	-3,000	-6,000
58. DD Parent Participation	720	0	720
Total	<u>-1,659</u>	<u>-2,623</u>	<u>-4,282</u>
<b>Long-Term Care</b>			
59. Mandatory Caseload Changes	6,016	5,816	11,832
60. Centennial Building Lease Savings	36	35	71
61. SSI Client Contributions	218	34	252
62. Basic Health Plan	35	1,116	1,151
63. Home Care Worker Wage	-2,927	-2,945	-5,872
64. Postage	16	15	31
65. 2003 Supplemental FTE Reduction	-91	-146	-237
66. Administrative Reductions	-411	-154	-565
67. Forecast Cost/Utilization	-2,762	-4,359	-7,121
68. Abuse Prevention	0	772	772
69. Adult Family Homes Licensing Fee	392	-392	0
Total	<u>522</u>	<u>-208</u>	<u>314</u>
<b>Economic Services Administration</b>			
70. Mandatory Caseload Changes	10,574	3,436	14,010
71. Centennial Building Lease Savings	215	207	422
72. Increase Incapacity Exams	1,469	301	1,770
73. Banking Fees	105	204	309
74. IRS Intercept Program Costs	31	61	92
75. Food Assistance Program	2,820	0	2,820
76. Postage	242	268	510
77. Administrative Reductions	-1,822	-416	-2,238
78. 2003 Supplemental FTE Reduction	-1,947	0	-1,947
79. Improved Eligibility Verification	311	255	566
Total	<u>11,998</u>	<u>4,316</u>	<u>16,314</u>
<b>Alcohol and Substance Abuse</b>			
80. Postage	8	2	10
81. Administrative Reductions	-455	-12	-467
82. 2003 Supplemental FTE Reduction	-27	0	-27
Total	<u>-474</u>	<u>-10</u>	<u>-484</u>
<b>Medical Assistance Payments</b>			
83. Mandatory Workload Changes	0	478	478
84. Mandatory Caseload Changes	8,189	26,301	34,490

**2001-03 Washington State Omnibus Operating Budget**  
**2003 Supplemental Budget**  
**Chapter 10, Laws of 2003, Partial Veto (SSB 5403)**  
(Dollars in Thousands)

	<u>GF-S</u>	<u>Other</u>	<u>Total</u>
<b>Medical Assistance Payments (continued)</b>			
85. Program Transfers	887	1,938	2,825
86. MMIS Procurement	21	189	210
87. ProShare & UPL Adjustments	0	-731,888	-731,888
88. Postage	23	41	64
89. Utilization Changes	56,752	23,686	80,438
90. Administrative Reductions	-1,200	-2,116	-3,316
91. Trauma Assistance	5,600	6,100	11,700
92. HIPAA Standard Transactions	454	3,633	4,087
93. DSH Disallowance	6,892	-6,892	0
94. 2003 Supplemental FTE Reduction	-99	-224	-323
95. Immigrant Prenatal Care	-10,113	10,113	0
96. Improved Eligibility Verification	0	-110	-110
Total	<u>67,406</u>	<u>-668,751</u>	<u>-601,345</u>
<b>Vocational Rehabilitation</b>			
97. Centennial Building Lease Savings	25	0	25
98. Postage	8	0	8
99. Administrative Reductions	-47	-50	-97
Total	<u>-14</u>	<u>-50</u>	<u>-64</u>
<b>Administration and Supporting Services</b>			
100. Program Transfers	-887	-1,938	-2,825
101. Centennial Building Lease Savings	3	1	4
102. Postage	24	10	34
103. Administrative Reductions	4,497	2,950	7,447
104. HIPAA Standard Transactions	100	100	200
105. 2003 Supplemental FTE Reduction	-1,368	-111	-1,479
106. SSP Coordination	30	10	40
Total	<u>2,399</u>	<u>1,022</u>	<u>3,421</u>
<b>Total DSHS</b>	<b><u>90,898</u></b>	<b><u>-661,514</u></b>	<b><u>-570,616</u></b>
<b>Other Human Services</b>			
<b>Washington State Health Care Authority</b>			
107. Technical Correction	0	0	0
108. Defer Basic Health Expansion	0	-28,556	-28,556
109. Increased Income Verification	0	288	288
110. Basic Health Enrollment Management	0	-27,524	-27,524
111. Transfer for Insurance Sys. Project	0	-2,200	-2,200
112. 2003 Supplemental FTE Reduction	0	-140	-140
Total	<u>0</u>	<u>-58,132</u>	<u>-58,132</u>
<b>Human Rights Commission</b>			
113. Capture State Savings to Date	-136	250	114
<b>Department of Labor and Industries</b>			
114. Adjust CVC Projection	0	-1,173	-1,173

**2001-03 Washington State Omnibus Operating Budget**  
**2003 Supplemental Budget**  
**Chapter 10, Laws of 2003, Partial Veto (SSB 5403)**  
(Dollars in Thousands)

	<u>GF-S</u>	<u>Other</u>	<u>Total</u>
<b>Department of Labor and Industries (continued)</b>			
115. Safety & Health Impact Grant Prog	0	-5,000	-5,000
Total	<u>0</u>	<u>-6,173</u>	<u>-6,173</u>
<b>Home Care Quality Authority</b>			
116. Labor Negotiator	19	0	19
<b>Department of Health</b>			
117. Operator Cert. Fee Authority	0	121	121
118. Federal Vaccine Purchases	0	-5,060	-5,060
119. Private/Local Expenditure Authority	0	1,300	1,300
120. 2003 Supplemental FTE Reduction	-95	0	-95
Total	<u>-95</u>	<u>-3,639</u>	<u>-3,734</u>
<b>Department of Veterans' Affairs</b>			
121. New MicroSoft Licensing Fee Imposed	103	0	103
122. Workers Compensation Changes	123	0	123
123. Updated Revenue Forecast	328	-328	0
Total	<u>554</u>	<u>-328</u>	<u>226</u>
<b>Department of Corrections</b>			
124. Utility Rate Adjustments	1,324	0	1,324
125. Federal Fund Transfer	-794	794	0
126. Health Care Inflation	1,880	0	1,880
127. Kent Office Fire	280	0	280
128. Legal Mandates	77	0	77
129. Rate Increases	222	0	222
130. Regulatory Compliance	140	0	140
131. Workload Increase	20,268	0	20,268
132. 2003 Supplemental FTE Reduction	-696	0	-696
133. Delay OMNI Phase II Modifications	-3,250	0	-3,250
Total	<u>19,451</u>	<u>794</u>	<u>20,245</u>
<b>Department of Services for the Blind</b>			
134. 2003 Supplemental FTE Reduction	-6	0	-6
135. Federal Funds Adjustment	0	543	543
Total	<u>-6</u>	<u>543</u>	<u>537</u>
<b>Department of Employment Security</b>			
136. Technical Correction	0	-750	-750
<b>Total Other Human Services</b>	<u><b>19,787</b></u>	<u><b>-67,435</b></u>	<u><b>-47,648</b></u>
<b>Natural Resources</b>			
<b>Department of Ecology</b>			
137. Loan Tracking System	0	28	28
138. 2003 Supplemental FTE Reduction	-58	-9	-67
Total	<u>-58</u>	<u>19</u>	<u>-39</u>

**2001-03 Washington State Omnibus Operating Budget**  
**2003 Supplemental Budget**  
**Chapter 10, Laws of 2003, Partial Veto (SSB 5403)**  
(Dollars in Thousands)

	<u>GF-S</u>	<u>Other</u>	<u>Total</u>
<b>State Parks and Recreation Commission</b>			
139. Parking Fee Implementation	0	540	540
140. Firefighting at Steamboat Rock	16	0	16
141. 2003 Supplemental FTE Reduction	-24	0	-24
Total	-8	540	532
<b>Department of Fish and Wildlife</b>			
142. 2002-03 Winter Feeding	0	200	200
143. Federal Spending Authority	0	0	0
144. Spartina Weed Control	0	233	233
145. Fish Food Cost Increase	35	17	52
146. 2003 Supplemental FTE Reduction	-41	0	-41
Total	-6	450	444
<b>Department of Natural Resources</b>			
147. 2003 Supplemental FTE Reduction	-29	-2	-31
148. Fire Suppression	17,896	9,331	27,227
149. Derelict Vessel Removal	0	200	200
Total	17,867	9,529	27,396
<b>Department of Agriculture</b>			
150. Pesticide Strategy Reduction	0	-225	-225
151. 2003 Supplemental FTE Reduction	-57	0	-57
152. State Toxics Reduction	0	-416	-416
153. Governor Veto	0	433	433
Total	-57	-208	-265
<b>Total Natural Resources</b>	<b>17,738</b>	<b>10,330</b>	<b>28,068</b>
<b>Transportation</b>			
<b>Washington State Patrol</b>			
154. Administrative Fee Recovery	0	712	712
155. Federal Spending Authority	0	640	640
156. DNA Kits	375	0	375
157. 2003 Supplemental FTE Reduction	-37	-21	-58
Total	338	1,331	1,669
<b>Department of Licensing</b>			
158. Credit Card Costs	40	0	40
159. Lease Rate Adjustments	43	94	137
160. 2003 Supplemental FTE Reduction	-33	0	-33
Total	50	94	144
<b>Total Transportation</b>	<b>388</b>	<b>1,425</b>	<b>1,813</b>

**2001-03 Washington State Omnibus Operating Budget**  
**2003 Supplemental Budget**  
**Chapter 10, Laws of 2003, Partial Veto (SSB 5403)**  
(Dollars in Thousands)

	<u>GF-S</u>	<u>Other</u>	<u>Total</u>
<b>Public Schools</b>			
<b>OSPI &amp; Statewide Programs</b>			
161. Federal and Other Funds Update	0	17,195	17,195
<b>General Apportionment</b>			
162. Enrollment and Workload Adjustments	16,692	0	16,692
<b>Pupil Transportation</b>			
163. Enrollment and Workload Adjustments	18,726	0	18,726
<b>School Food Services</b>			
164. Federal and Other Funds Update	0	10,805	10,805
<b>Special Education</b>			
165. Federal and Other Funds Update	0	37,640	37,640
166. Enrollment and Workload Adjustments	1,502	968	2,470
Total	1,502	38,608	40,110
<b>Traffic Safety Education</b>			
167. Enrollment and Workload Adjustments	1	0	1
<b>Levy Equalization</b>			
168. Levy Equalization Update	857	0	857
<b>Elementary &amp; Secondary School Improvement</b>			
169. Federal and Other Funds Update	0	-2,077	-2,077
<b>Institutional Education</b>			
170. Enrollment and Workload Adjustments	-814	0	-814
<b>Education of Highly Capable Students</b>			
171. Enrollment and Workload Adjustments	17	0	17
<b>Student Achievement Program</b>			
172. Enrollment and Workload Adjustments	0	64	64
<b>Education Reform</b>			
173. Enrollment and Workload Adjustments	119	0	119
<b>Transitional Bilingual Instruction</b>			
174. Federal and Other Funds Update	0	-525	-525
175. Enrollment and Workload Adjustments	-592	0	-592
Total	-592	-525	-1,117
<b>Learning Assistance Program (LAP)</b>			
176. Enrollment and Workload Adjustments	-633	0	-633
<b>Block Grants</b>			
177. Enrollment and Workload Adjustments	-9	0	-9

**2001-03 Washington State Omnibus Operating Budget**  
**2003 Supplemental Budget**  
**Chapter 10, Laws of 2003, Partial Veto (SSB 5403)**  
(Dollars in Thousands)

	<u>GF-S</u>	<u>Other</u>	<u>Total</u>
<b>Compensation Adjustments</b>			
178. Enrollment and Workload Adjustments	899	55	954
<b>Total Public Schools</b>	<b><u>36,765</u></b>	<b><u>64,125</u></b>	<b><u>100,890</u></b>
<b>Higher Education</b>			
<b>Higher Education Coordinating Board</b>			
179. Staff Reduction & Efficiencies	-29	0	-29
<b>Total Higher Education</b>	<b><u>-29</u></b>	<b><u>0</u></b>	<b><u>-29</u></b>
<b>Other Education</b>			
<b>State School for the Deaf</b>			
180. 2003 Supplemental FTE Reduction	-53	0	-53
<b>Work Force Training &amp; Education Coordinating Board</b>			
181. Staff Reduction & Efficiencies	-4	0	-4
<b>Washington State Historical Society</b>			
182. Acq & Maint Historic Collection	-8	0	-8
183. Agency Administration	-23	0	-23
184. Community Outreach Activities	-6	0	-6
185. Historical Education	-9	0	-9
186. Museum Op & Facilities Maintenance	-13	0	-13
187. State Historical Exhibits	-24	0	-24
Total	<u>-83</u>	<u>0</u>	<u>-83</u>
<b>Eastern Washington State Historical Society</b>			
188. Maintain Cultural/Art/Hist Collect	-3	0	-3
189. Agency Administration	-8	0	-8
190. Museum Operations, Maint & Exhibits	-31	0	-31
Total	<u>-42</u>	<u>0</u>	<u>-42</u>
<b>Total Other Education</b>	<b><u>-182</u></b>	<b><u>0</u></b>	<b><u>-182</u></b>
<b>Special Appropriations</b>			
<b>Bond Retirement and Interest</b>			
191. Supplemental 2003	-40,040	-9,598	-49,638
<b>Special Approps to the Governor</b>			
192. FTE Reduction Contingency Pool	1,000	0	1,000
193. Liability Account	3,000	0	3,000
194. Reduce Travel, Equipment, Contracts	-6,000	-6,000	-12,000
195. Emergency Travel, Equipment, etc.	1,000	1,000	2,000
196. Governor Veto	5,000	5,000	10,000
Total	<u>4,000</u>	<u>0</u>	<u>4,000</u>

**2001-03 Washington State Omnibus Operating Budget**  
**2003 Supplemental Budget**  
**Chapter 10, Laws of 2003, Partial Veto (SSB 5403)**  
(Dollars in Thousands)

	<u>GF-S</u>	<u>Other</u>	<u>Total</u>
<b>Sundry Claims</b>			
197. Self-Defense Claims	33	0	33
198. State Employee Death Benefit	450	0	450
199. Deer and Elk Damage Claims	0	16	16
200. RCW 27.44.040(1) Claims	7	0	7
Total	490	16	506
<b>Contributions to Retirement Systems</b>			
201. FY 2003 Spending Level	232	0	232
<b>Total Special Appropriations</b>	<b><u>-35,318</u></b>	<b><u>-9,582</u></b>	<b><u>-44,900</u></b>
<b>Total 2003 Supplemental</b>	<b><u>130,897</u></b>	<b><u>-625,156</u></b>	<b><u>-494,259</u></b>

**Comments:**

**Office of the Administrator for the Courts**

1. SUPERIOR COURT JUDGES' BENEFITS - Funding is provided pursuant to a recent Thurston County Superior Court decision that requires the state to reimburse counties for 100 percent of Superior Court judges' benefits. The agency will reimburse all counties for amounts paid during FY 2002, as well as pay 100 percent of the Superior Court judges' benefits in FY 2003.

**Office of Public Defense**

2. DEPENDENCY AND TERMINATION - Funding is provided to continue the Dependency and Termination Program, currently underway in Benton, Franklin, and Pierce Counties. The agency has since secured some grant funding and providing \$170,000 in additional state funds will allow the program to continue through the end of the 2001-03 biennium. (General Fund-State, General Fund-Local)

**Office of the Governor**

3. 2003 SUPPLEMENTAL FTE REDUCTION - Funding is reduced as a result of a statewide hiring freeze and/or other staffing reductions assumed or reflected in the supplemental budget act. (General Fund-State, Water Quality Account-State)

**Governor's Office of Indian Affairs**

4. COLLOCATION OF OFFICES - One-time funding is provided to collocate the Governor's Office of Indian Affairs with the Commissions on Asian-Pacific-American Affairs, African-American Affairs, and Hispanic Affairs.

**Comm on Asian-Pacific-American Affairs**

5. COLLOCATION OF OFFICE - One-time funding is provided to collocate the Governor's Office of Indian Affairs with the Commissions on Asian-Pacific-American Affairs, African-American Affairs, and Hispanic Affairs.
6. ADJUSTMENT FOR ACTUAL UNDERSPENDING - Appropriation authority is reduced to reflect actual expenditures.

**Office of the Attorney General**

7. TORT DEFENSE COUNTY PROSECUTORS - Funding is provided for the payment of ongoing tort defense costs related to county prosecutor actions.
8. 2003 SUPPLEMENTAL FTE REDUCTION - Funding is reduced as a result of a statewide hiring freeze and/or other staffing reductions assumed or reflected in the supplemental budget act.



**2001-03 Washington State Omnibus Operating Budget**  
**2003 Supplemental Budget**  
**Chapter 10, Laws of 2003, Partial Veto (SSB 5403)**

**Dept of Community, Trade, & Economic Development**

9. FEDERAL AUTHORITY LEVEL INCREASE - Congress has increased federal appropriations for the Low-Income Home Energy Assistance Program (LIHEAP). LIHEAP provides payments to utility companies on behalf of low-income households that cannot afford to pay their energy bills. (General Fund-Federal)
10. 2003 SUPPLEMENTAL FTE REDUCTION - Funding is reduced as a result of a statewide hiring freeze and/or other staffing reductions assumed or reflected in the supplemental budget act.

**Office of Financial Management**

11. INCREASED FEDERAL AUTHORITY - Congress has increased the federal appropriation for the AmeriCorps Program, which supports the Washington Reading Corps, the Washington Conservation Corps, and various other programs designed to benefit the citizens of Washington State. Federal funding is also provided for National Criminal History projects. (General Fund-Federal)
12. 2003 SUPPLEMENTAL FTE REDUCTION - Funding is reduced as a result of a statewide hiring freeze and/or other staffing reductions assumed or reflected in the supplemental budget act.

**Office of Administrative Hearings**

13. 2003 UNEMPLOYMENT CASELOAD INCREASE - The unemployment caseload continues to increase due to economic conditions in the state of Washington. The Employment Security Department will pay the Office of Administrative Hearings for the increase in hearings from federal funds. (Administrative Hearings Revolving Account-State)

**WA State Commission on Hispanic Affairs**

14. COLLOCATION OF OFFICE - One-time funding is provided to collocate the Governor's Office of Indian Affairs with the Commissions on Asian-Pacific-American Affairs, African-American Affairs, and Hispanic Affairs.

**WA State Comm on African-American Affairs**

15. COLLOCATION OF OFFICE - One-time funding is provided to collocate the Governor's Office of Indian Affairs with the Commissions on Asian-Pacific-American Affairs, African-American Affairs, and Hispanic Affairs.

**Department of Revenue**

16. PROPERTY TAX DEFERRAL PAYMENTS - The number of applications for the Property Tax Deferral Program has been declining, resulting in lower expenditures. The Department of Revenue expects this change to have an ongoing impact on the program.
17. 2003 SUPPLEMENTAL FTE REDUCTION - Funding is reduced as a result of a statewide hiring freeze and/or other staffing reductions assumed or reflected in the supplemental budget act.

**Department of General Administration**

18. 2003 SUPPLEMENTAL FTE REDUCTION - Funding is reduced as a result of a statewide hiring freeze and/or other staffing reductions assumed or reflected in the supplemental budget act.

**Washington State Liquor Control Board**

19. DISTRIBUTION CENTER COSTS - Additional expenditure authority is provided for staffing in order to accommodate increased sales volumes. (Liquor Revolving Account-State)

**Military Department**

20. NISQUALLY EARTHQUAKE ADJUSTMENT - Funding is adjusted to reflect the most recent estimates available to repair damages caused by the 2001 Nisqually Earthquake. The adjustment is based on estimates produced by the Department in January 2003. (Nisqually Earthquake Account-State, Nisqually Earthquake Account-Federal)
21. DISASTER RESPONSE ADJUSTMENT - Funding is adjusted to reflect the most recent estimates available to repair damages caused by floods and other disasters in the mid-1990s. The adjustment is based on estimates produced by the Department in January 2003. (Disaster Response Account-State, Disaster Response Account-Federal)

**2001-03 Washington State Omnibus Operating Budget**  
**2003 Supplemental Budget**  
**Chapter 10, Laws of 2003, Partial Veto (SSB 5403)**

**Military Department (continued)**

22. FEDERAL FUNDING ADJUSTMENT - Funding is adjusted to reflect increased federal support for operations, maintenance, environmental management, electronic and physical security, and telecommunications support by the National Guard Bureau. (General Fund-Federal)
23. FLOOD LAWSUIT DEFENSE COSTS - One-time funding is provided for lawsuit defense costs related to 1996 Nisqually River floods. (Disaster Response Account-State)
24. NATIONAL GUARD ACTIVATION COSTS - One-time funding is provided for the medical costs of a National Guard member related to fighting fires while on state active duty, as required under RCW 38.40.030.
25. HOMELAND SECURITY - The Federal Emergency Management Agency (FEMA) has awarded \$2.5 million to Washington for homeland security purposes. Of that amount, FEMA has earmarked \$1.6 million for local jurisdictions; \$0.4 million for the Citizen Corps and Community Emergency Response Teams; \$50,000 to conduct assessments of state and local Emergency Operation Centers; and \$0.3 million for terrorism consequence management. Of the remaining \$0.2 million, the Military Department will retain \$0.1 million for administration of the grant, and \$0.1 million is available to state agencies on a competitive basis for homeland security preparedness. No state match is required for this grant award. Funding is provided for the portion of the award the Department expects to spend during FY 2003. (General Fund-Federal)

**DSHS -- Children and Family Services**

26. MANDATORY CASELOAD CHANGES - Funding is provided for workload increases based on the February 2002 caseload forecast adopted by the Caseload Forecast Council and the expenditure forecast projected by the Department of Social and Health Services (DSHS) Office of Forecasting and Policy Analysis for the Adoption and Foster Care Programs. (General Fund-State, General Fund-Federal)
27. CENTENNIAL BUILDING LEASE SAVINGS - Funding was reduced in the 2001-03 biennial budget, anticipating that Centennial Buildings I and II would be purchased by the Department of General Administration. These purchases did not occur; therefore, funding to support existing Centennial Building leases is restored. (General Fund-State, General Fund-Federal)
28. POSTAGE - Funding is provided for the increase in postage rates from \$0.34 to \$0.37, which went into effect June 30, 2002. (General Fund-State, General Fund-Federal)
29. ADMINISTRATIVE REDUCTIONS - Administrative reductions made in the 2002 supplemental budget are distributed to all programs within DSHS. (General Fund-State, General Fund-Federal)
30. COST ALLOCATION/INCR FED REVENUE - FY 2003 federal earnings for the Division of Children and Family Services Direct Social Services through December exceed the level anticipated in the budget. This adjustment assumes that the Department's successful initiative to improve federal earnings continues for the rest of the fiscal year. (General Fund-State, General Fund-Federal)
31. FOSTER PARENT TRAINING - The amount of \$371,000 and 4.5 FTEs are provided to meet the requirements of Section IV, the unsafe placements provision, of the Braam lawsuit injunction. Although the remaining sections of the lawsuit were stayed, pending appeal to the Washington State Supreme Court, unsafe placements was not. As a result, in August 2002, DSHS began providing specialized training for foster parents and staff on sexually-aggressive and physically-assaultive youth. (General Fund-State, General Fund-Federal)
32. DD PARENT PARTICIPATION - Funding was reduced in the 2002 supplemental budget, anticipating that legislation needed to authorize the Division of Child Support to assess and collect child support from parents of children with developmental disabilities (DD) would pass. That legislation was not enacted; therefore, funding is restored. (General Fund-State, General Fund-Federal)
33. 2003 SUPPLEMENTAL FTE REDUCTION - Funding is reduced as a result of a statewide hiring freeze and/or other staffing reductions assumed or reflected in the supplemental budget act. (General Fund-State, General Fund-Federal)

**2001-03 Washington State Omnibus Operating Budget**  
**2003 Supplemental Budget**  
**Chapter 10, Laws of 2003, Partial Veto (SSB 5403)**

**DSHS -- Children and Family Services (continued)**

34. ADOPTION TAX CREDIT - The Governor's proposed 2003-05 budget includes a savings in the Adoption Support Program based on negotiating lower adoption support payments in recognition of the new \$10,000 federal income tax credit available to families who adopt a child. This reduction assumes that the Department implements that proposed policy beginning in April 2003.
35. GOVERNOR VETO - The Governor vetoed a portion of Section 202 of Chapter 10, Laws of 2003, Partial Veto (SSB 5403), which restores \$3.804 million General Fund-State funding in FY 2003 for the Children's Administration.

**DSHS -- Juvenile Rehabilitation**

36. MANDATORY WORKLOAD CHANGES - Funding is adjusted to reflect the February 2003 caseload forecast adopted by the Caseload Forecast Council, which assumes that 83 fewer juvenile offenders will require residential services in FY 2003 than were previously budgeted. Adjustments also reflect projected changes in parole, diagnostics, and additional suicide prevention watches. (General Fund-State, General Fund-Federal)
37. CENTENNIAL BUILDING LEASE SAVINGS - Funding was reduced in the 2001-03 biennial budget, anticipating that Centennial Buildings I and II would be purchased by the Department of General Administration. These purchases did not occur; therefore, funding to support existing Centennial Building leases is restored.
38. POSTAGE - Funding is provided for the increase in postage rates from \$0.34 to \$0.37, which went into effect June 30, 2002.
39. ADMINISTRATIVE REDUCTIONS - The administrative reductions made in the 2002 supplemental budget are distributed to all programs within DSHS. (General Fund-State, General Fund-Federal)

**DSHS -- Mental Health**

40. MANDATORY WORKLOAD CHANGES - Expenditures at Western State Hospital (WSH) are exceeding budgeted levels even though the patient population is currently below the level assumed in the budget. Additional funding is provided to address some of the over-expenditures at WSH, which are partially the result of an increase in the number of patients who, in addition to their behavioral or mental condition, are also developmentally disabled. (General Fund-State, General Fund-Federal)
41. MANDATORY CASELOAD CHANGES - Based on the February 2003 projections adopted by the Caseload Forecast Council, an average of 835,000 children and adults will be eligible for Medicaid-funded community mental health services during the 2001-03 biennium. As a result of the forecast, managed care payments to the Regional Support Networks (RSNs) will also be higher than originally budgeted. (General Fund-State, General Fund-Federal)
42. BALANCED BUDGET ACT IMPLEMENTATION - The Balanced Budget Act of 1997 (BBA) places new recordkeeping and reporting requirements on managed care organizations. The rules were published in final form in June 2002 and are to be implemented no later than August 13, 2003. The rules have an impact on the Regional Support Networks (RSNs), as prepaid health plans are made administratively equal to Health Maintenance Organizations (HMOs) under the BBA. Funding is provided for: (1) client notifications as required under the BBA; and (2) an actuarial rate analysis/cost effectiveness study. (General Fund-State, General Fund-Federal)
43. SPECIAL COMMITMENT CTR LEGAL FEES - Funding is provided to cover state reimbursement to counties for the cost of civil commitment proceedings that were higher than originally budgeted.
44. POSTAGE - Funding is provided for the increase in postage rates from \$0.34 to \$0.37, which went into effect June 30, 2002. (General Fund-State, General Fund-Federal)
45. INCREASE DSH - The amount of federal funding available under the Institution for Mental Disease Disproportionate Share Hospital (DSH) Program has decreased to \$49,572,600 in FY 2003 from \$55,350,000 in FY 2002, resulting in a need for additional state funding to offset the lost federal funding. (General Fund-State, General Fund-Federal)
46. ADMINISTRATIVE REDUCTIONS - The administrative reductions made in the 2002 supplemental budget are distributed to all programs within DSHS. (General Fund-State, General Fund-Federal)

**2001-03 Washington State Omnibus Operating Budget**  
**2003 Supplemental Budget**  
**Chapter 10, Laws of 2003, Partial Veto (SSB 5403)**

**DSHS -- Mental Health (continued)**

47. HIPAA STANDARD TRANSACTIONS - Funding is provided to the Mental Health Division to comply with the new standardized codes for electronic transactions that the federal Health Insurance Portability and Accountability Act (HIPAA) requires to be used for all health billing transactions. (General Fund-State, General Fund-Federal)
48. MARR LAWSUIT - Funding is provided for Eastern State Hospital (ESH) to provide additional specialized care, combining both habilitation and mental health treatment components, for persons with developmental disabilities who require the level and intensity of psychiatric care best provided by the state hospital. Funding will support an additional two FTEs, staff training, facility alteration, court monitors, and attorney fees as provided in the final settlement agreement. (General Fund-State, General Fund-Federal)

**DSHS -- Developmental Disabilities**

49. MANDATORY CASELOAD CHANGES - Medicaid Personal Care Program expenditures are projected to be lower than the level assumed in the 2002 supplemental budget for FY 2003 based on the February 2003 projections adopted by the Caseload Forecast Council and actual program expenditures for July through September 2002. (General Fund-State, General Fund-Federal)
50. STATE SUPPLEMENTAL PAYMENTS - Funding is provided for additional staff to manage the implementation of the Supplemental Security Income (SSI)/State Supplemental Payment (SSP) Program established during the 2002 legislative session. (General Fund-State, General Fund-Federal)
51. SSI CLIENT CONTRIBUTIONS - The 2002 supplemental budget eliminated supplemental state payments to some recipients of SSI. As a result, those who are in state-funded residential care have less income to contribute to their cost of care, resulting in increased state costs.
52. POSTAGE - Funding is provided for the increase in postage rates from \$0.34 to \$0.37, which went into effect June 30, 2002. (General Fund-State, General Fund-Federal)
53. ADMINISTRATIVE REDUCTIONS - The administrative reductions made in the 2002 supplemental budget are spread to all programs within DSHS. (General Fund-State, General Fund-Federal)
54. OLMSTEAD PLACEMENT REVERSAL - The 2001-03 biennial budget provided funding for community residential placements and corresponding support services for up to 80 individuals to transition from state RHCs. In addition, savings were to be achieved through the consolidation of cottages resulting from vacancies at RHCs due to normal attrition and anticipated vacancies accruing as a result of residents moving to community settings. A negative funding adjustment in community residential is made to reflect the fact that: (1) 18 fewer clients moved to community settings in FY 2002 than originally budgeted; and (2) there is a slower rate of placement into the community than projected for the first half of FY 2003. Fewer client moves to the community results in a need for additional funding to the RHCs to account for: (1) a six-month delay in a cottage closing at Rainier School; and (2) two less cottages being consolidated at Fircrest School. (General Fund-State, General Fund-Federal)
55. AUDIT RESPONSES - Recent audits by the Joint Legislative Audit Review Committee, Sterling Associates, and the Center for Medicaid and Medicare Services identified a need to improve the quality of program data, fiscal and program management, and operational control over the Developmental Disabilities Program. Funding and FTE authority are provided for those positions that have already been filled. (General Fund-State, General Fund-Federal)
56. HEADQUARTERS OVERSPENDING - Funding and FTEs are provided to address program support over-expenditures that have been occurring for the past several years. The adjustment covers projected over-expenditures for FY 2003. (General Fund-State, General Fund-Federal)
57. REDUCE FUNDING FOR ARC SETTLEMENT - In December 2002, the court denied Arc's and DSHS's joint motion for preliminary approval of a settlement regarding developmental disabilities services. Funding included for the proposed settlement in the FY 2002 supplemental budget is reduced based on the level of funding that has not already been committed for services. (General Fund-State, General Fund-Federal)

**2001-03 Washington State Omnibus Operating Budget**  
**2003 Supplemental Budget**  
**Chapter 10, Laws of 2003, Partial Veto (SSB 5403)**

**DSHS -- Developmental Disabilities (continued)**

58. DD PARENT PARTICIPATION - Funding was reduced in the 2002 supplemental budget, anticipating that legislation needed to authorize the Division of Child Support to assess and collect child support from parents of children with developmental disabilities would pass. That legislation was not enacted; therefore, funding is restored. (General Fund-State, General Fund-Federal)

**DSHS -- Long-Term Care**

59. MANDATORY CASELOAD CHANGES - Funding is provided for changes in the number of clients who utilize long-term care services based upon forecasts adopted by the Caseload Forecast Council. An average of 46,800 people are now expected to receive state-funded long-term care services in FY 2003, which is 0.3 percent more than previously forecasted and budgeted. A majority of the increase is attributable to an average of 29 more people than expected receiving state-funded nursing home care and to an average of 283 more people than budgeted receiving publicly-funded care in their own homes. (General Fund-State, General Fund-Federal)
60. CENTENNIAL BUILDING LEASE SAVINGS - Funding was reduced in the 2001-03 biennial budget, anticipating that Centennial Buildings I and II would be purchased by the Department of General Administration. These purchases did not occur; therefore, funding to support existing Centennial Building leases is restored. (General Fund-State, General Fund-Federal)
61. SSI CLIENT CONTRIBUTIONS - The 2002 supplemental budget eliminated SSP to some recipients of SSI. As a result, those who are in state-funded residential care have less income to contribute to their cost of care, resulting in increased state costs for that care. (General Fund-State, General Fund-Federal)
62. BASIC HEALTH PLAN - Home care workers who contract directly with the state are eligible to enroll in the Basic Health Plan (BHP) at a cost of \$10 per month if their income is less than 200 percent of the federal poverty level. For those employed by home care agencies, DSHS reimburses the agency for the cost of employee coverage equivalent to that offered by BHP, regardless of the worker's income. Expenditures on such coverage increased by 35 percent in FY 2002, and exceeded budgeted levels by 15 percent, primarily due to increased billings by home care agencies. Similar increases are occurring in FY 2003, resulting in the need for additional funding. (General Fund-State, General Fund-Federal, Health Services Account)
63. HOME CARE WORKER WAGE - The Governor vetoed the provision in the 2002 supplemental budget that provided funding for a 25-cent per hour wage increase for individual and agency providers of home care services. This item adjusts appropriation levels accordingly. (General Fund-State, General Fund-Federal)
64. POSTAGE - Funding is provided for the increase in postage rates from \$0.34 to \$0.37, which went into effect June 30, 2002. (General Fund-State, General Fund-Federal)
65. 2003 SUPPLEMENTAL FTE REDUCTION - Funding is reduced as a result of a statewide hiring freeze and/or other staffing reductions assumed or reflected in the supplemental budget act.
66. ADMINISTRATIVE REDUCTIONS - The administrative reductions made in the 2002 supplemental budget are distributed to all programs within DSHS. (General Fund-State, General Fund-Federal)
67. FORECAST COST/UTILIZATION - The net public cost per long-term care recipient is now projected to be about 0.9 percent less than previously budgeted for FY 2003. This is primarily because nursing home rates are about 0.8 percent lower than originally budgeted; and nursing home resident contributions toward their cost of care are slightly higher than budgeted, as are financial recoveries from the estates of deceased long-term care recipients. These savings are partially offset by payments for adult family homes, which are 4.6 percent higher per recipient than budgeted; and for assisted living facilities, which are 3.9 percent higher. (General Fund-State, General Fund-Federal)
68. ABUSE PREVENTION - The federal government requires that allegations of actual or potential harm to nursing home residents be investigated within ten days. Since 1999, Washington has employed 14 quality assurance nurses to assure that this standard is met, five of whom were funded with additional funds appropriated by the Legislature in 2000, and the other nine of whom have been funded with federal matching funds and grants. This item provides appropriation authority for the federally-funded staff. (General Fund-Federal)

**2001-03 Washington State Omnibus Operating Budget**  
**2003 Supplemental Budget**  
**Chapter 10, Laws of 2003, Partial Veto (SSB 5403)**

**DSHS -- Long-Term Care (continued)**

69. ADULT FAMILY HOMES LICENSING FEE - The 2002 supplemental budget anticipated that adult family home licensing fees would be increased from \$50 per home to about \$233 per home in FY 2003, to offset approximately one-third of the state cost of licensing and inspecting such facilities. The necessary authorizing legislation was not enacted, and so the anticipated state savings have not occurred. (General Fund-State, General Fund-Private/Local)

**DSHS -- Economic Services Administration**

70. MANDATORY CASELOAD CHANGES - Funding is provided for caseload changes in the Refugee Assistance and General Assistance Programs and for decreasing child support recoveries. (General Fund-State, General Fund-Federal)
71. CENTENNIAL BUILDING LEASE SAVINGS - Funding was reduced in the 2001-03 biennial budget, anticipating that Centennial Buildings I and II would be purchased by the Department of General Administration. These purchases did not occur; therefore, funding to support existing Centennial Building leases is restored. (General Fund-State, General Fund-Federal)
72. INCREASE INCAPACITY EXAMS - Funding is provided for increased quantity and cost of incapacity exams for the General Assistance (GA) Program. The number of GA incapacity exams has increased due to the growing number of applicants and increased emphasis on objective "evidence-based" eligibility determination. (General Fund-State, General Fund-Federal)
73. BANKING FEES - Funding is provided for increased banking fees. Funds recovered by the Division of Child Support from increased use of electronic fund transfers have been subtracted from the banking fees increase. (General Fund-State, General-Fund Federal)
74. IRS INTERCEPT PROGRAM COSTS - Federal regulations require Washington State's Child Support Enforcement Program to participate in the federal Internal Revenue Service (IRS) Tax Intercept Program. Funding is provided for an incremental increase in the cost per intercept and for growth in the number of intercepts. (General Fund-State, General Fund-Federal)
75. FOOD ASSISTANCE PROGRAM - In the 2002 supplemental budget, the Legislature reduced the FY 2003 funding for State Food Assistance for Legal Immigrants, assuming the federal Farm Bill would restore federal benefits to most legal immigrants effective October 1, 2002. Under the Food Stamp Reauthorization Act of 2002, federal benefit restoration for the largest portion of the legal immigrant population was delayed until April 2003; therefore, partial funding is restored to provide state food assistance for those months that were not federally funded in FY 2003.
76. POSTAGE - Funding is provided for the increase in postage rates from \$0.34 to \$0.37, which went into effect June 30, 2002. (General Fund-State, General Fund-Federal)
77. ADMINISTRATIVE REDUCTIONS - Administrative reductions made in the 2002 supplemental budget are distributed to all programs within DSHS. (General Fund-State, General Fund-Federal)
78. 2003 SUPPLEMENTAL FTE REDUCTION - Funding is reduced as a result of a statewide hiring freeze and/or other staffing reductions assumed or reflected in the supplemental budget act.
79. IMPROVED ELIGIBILITY VERIFICATION - Additional funding is provided for the Department to: (1) increase and improve efforts to verify that children and pregnant women are in fact eligible for the medical assistance services they receive; and (2) review their continued eligibility for medical assistance services every six months, rather than annually as presently occurs. The improved income verification efforts are to be implemented no later than April 1, 2003, and are to include review of recipient documentation and employer contacts to verify that the income declared by applicants and recipients is accurate. These efforts will be supplemented by electronic records checks that will be in place by July 1, 2003. The six-month rather than annual review of continued eligibility is to be implemented no later than November 2003. The Department is to have in place all computer changes, administrative rules and procedures, and staffing arrangements as required to timely implement the six-month eligibility reviews by November 2003. (General Fund-State, General Fund-Federal)

**2001-03 Washington State Omnibus Operating Budget**  
**2003 Supplemental Budget**  
**Chapter 10, Laws of 2003, Partial Veto (SSB 5403)**

**DSHS -- Alcohol and Substance Abuse**

80. POSTAGE - Funding is provided for the increase in postage rates from \$0.34 to \$0.37, which went into effect June 30, 2002. (General Fund-State, General Fund-Federal)
81. ADMINISTRATIVE REDUCTIONS - Administrative reductions made in the 2002 supplemental budget are distributed to all programs within DSHS. (General Fund-State, General Fund-Federal)
82. 2003 SUPPLEMENTAL FTE REDUCTION - Funding is reduced as a result of a statewide hiring freeze and/or other staffing reductions assumed or reflected in the supplemental budget act.

**DSHS -- Medical Assistance Payments**

83. MANDATORY WORKLOAD CHANGES - Additional federally-funded staff are authorized for the Division of Disability Determination Services (DDS) to determine eligibility for social security disability benefits in accordance with federal rules. The DDS has sufficient state-fund under-expenditures to meet federal matching requirements. (General Fund-Federal)
84. MANDATORY CASELOAD CHANGES - On average, approximately 865,000 persons per month are now expected to enroll in state medical assistance programs in FY 2003. This is about 1 percent less than previously budgeted; however, there is a net increase in required state and federal expenditures, because enrollment of two high-cost groups, pregnant women and persons with disabilities, has grown more than anticipated, offsetting the savings from slower growth among other groups. (General Fund-State, General Fund-Federal, Health Services Account-State)
85. PROGRAM TRANSFERS - The Payment Review Program, which uses technological tools and software to identify and prevent inappropriate provider billings, is transferred from the Administration and Support Services Administration to the Medical Assistance Administration. (General Fund-State, General Fund-Federal)
86. MMIS PROCUREMENT - The Medicaid Management Information System (MMIS) is the system which supports payment and management analysis of over 20 million individual medical billings, totaling over \$3 billion, each year. The current system has been in operation for almost 20 years and is based upon a 1979 design for which adequate technical support is increasingly difficult to obtain. Funding is provided for a feasibility study to assess long-term, system-wide needs and develop a strategy to replace, rather than reprocure, the existing system. (General Fund-State, General Fund-Federal)
87. PROSHARE & UPL ADJUSTMENTS - This item adjusts appropriation levels to reflect the reduced level of federal intergovernmental transfer payments to the Health Services Account now anticipated for the 2001-03 biennium. The 2002 supplemental budget anticipated that the federal government would approve \$1.05 billion of "pro-share" intergovernmental transfer payments to public hospital districts, resulting in \$550 million of net revenue gain for the state Health Services Account and public hospitals. Since then, the federal government has agreed to only \$396 million of such payments, resulting in \$218 million net revenue for the state and hospitals. In addition, both the original 2001-03 budget and the 2002 supplemental budget anticipated approximately \$99 million of other "Medicare Upper Payment Limit" (UPL) transactions with public hospital districts, which were expected to result in about \$50 million of net revenues for the hospitals and the Health Services Account. DSHS has now concluded that only about \$21 million of such transactions will be feasible. (Health Services Account-State, General Fund-Federal)
88. POSTAGE - Funding is provided for the increase in postage rates from \$0.34 to \$0.37, which went into effect June 30, 2002. (General Fund-State, General Fund-Federal)
89. UTILIZATION CHANGES - Costs per eligible medical assistance recipient are now projected to be about 4.2 percent higher in FY 2003 than anticipated in the 2002 supplemental budget forecast. The primary reasons for the increase are: higher drug and hospitalization costs for aged and disabled recipients; a substantial increase in federally-required enhancement payments to community and rural health clinics; and \$15 million of increased expenditures for the Take Charge Family Planning Program. (General Fund-State, General Fund-Federal, Health Services Account)
90. ADMINISTRATIVE REDUCTIONS - The administrative reductions made in the 2002 supplemental budget are distributed to all programs within DSHS. (General Fund-State, General Fund-Federal)

**2001-03 Washington State Omnibus Operating Budget**  
**2003 Supplemental Budget**  
**Chapter 10, Laws of 2003, Partial Veto (SSB 5403)**

**DSHS -- Medical Assistance Payments (continued)**

91. TRAUMA ASSISTANCE - The Department of Health and the DSHS Medical Assistance Program jointly administer a system for paying enhanced rates to hospitals and physicians for treating traumatically-injured recipients of state medical assistance. In the spring of 2002, the departments concluded that the enhanced hospital and physician payment rates had significantly exceeded appropriations from the Trauma Account during the 1999-01 biennium, and were exceeding budgeted levels at an even faster pace in the current biennium. In response, the agencies suspended all payments from the Trauma Account in spring 2002, both for the enhancement rates which were exceeding budgeted levels, and also for the hospital and ambulance service grant programs, which were not.

Subsequent analysis has shown that the enhancement billings exceeded budgeted levels by \$16.9 million during the 1999-01 biennium, resulting in unbudgeted claims upon the state general fund and by \$11 million during the first 10 months of the 2001-03 biennium.

Sufficient additional funding is provided for the agencies to: (1) resume hospital and ambulance service grant payments at the levels originally budgeted for the current biennium; and (2) pay any outstanding claims at the enhanced rate for services delivered prior to the suspension of the enhanced rate system in spring 2002. The enhanced rate system is not to be resumed for services delivered subsequent to the spring 2002 suspension, pending development by the agencies and authorization in the 2003-05 biennial budget of a method for avoiding future cost overruns. (General Fund-State, Emergency Medical Services and Trauma Care Systems Trust Account-State)

92. HIPAA STANDARD TRANSACTIONS - Funding is provided to modify MMIS to comply with the new standardized codes which the federal Health Insurance Portability and Accountability Act (HIPAA) requires be used for all health billing transactions. (General Fund-State, General Fund-Federal)
93. DSH DISALLOWANCE - The Medical Assistance Administration makes additional state and federal disproportionate share hospital (DSH) payments to hospitals which serve a disproportionate number of Medicaid and medically indigent patients. Recently, the federal Office of the Inspector General completed an audit of FY 1999 payments under the program, and identified \$23.3 million of federal monies which may need to be refunded, primarily on the grounds that some of the hospitals' actual uncompensated care costs were less than the projected uncompensated care costs upon which the payments were based. The state is currently disputing \$16.4 million of the federal disallowance. The remaining \$6.9 million will be deducted from federal payments otherwise due the state this year and are replaced with state funds.
94. 2003 SUPPLEMENTAL FTE REDUCTION - Funding is reduced as a result of a statewide hiring freeze and/or other staffing reductions assumed or reflected in the supplemental budget act.
95. IMMIGRANT PRENATAL CARE - Under new federal regulations, the state expects to be able to use federal funds available under the State Children's Health Initiative Program (SCHIP) to cover 65 percent of the cost of providing prenatal care to women who are not eligible for Medicaid because of their immigration status. (General Fund-State, General Fund-Federal)
96. IMPROVED ELIGIBILITY VERIFICATION - Additional funding is provided for the Department to: (1) increase and improve efforts to verify that children and pregnant women are in fact eligible for the medical assistance services they receive; and (2) review their continued eligibility for medical assistance services every six months, rather than annually as presently occurs. The improved income verification efforts are to be implemented no later than April 1, 2003, and are to include review of recipient documentation and employer contacts to verify that the income declared by applicants and recipients is accurate. These efforts will be supplemented by electronic records checks that will be in place by July 1, 2003. The six-month rather than annual review of continued eligibility is to be implemented no later than November 2003. The Department is to have in place all computer changes, administrative rules and procedures, and staffing arrangements as required to timely implement the six-month eligibility reviews by November 2003. (General Fund-State, Health Services Account-State, General Fund-Federal)

**DSHS -- Vocational Rehabilitation**

97. CENTENNIAL BUILDING LEASE SAVINGS - Funding was reduced in the 2001-03 biennial budget, anticipating that Centennial Buildings I and II would be purchased by the Department of General Administration. These purchases did not occur; therefore, funding to support existing Centennial Building leases is restored.



**2001-03 Washington State Omnibus Operating Budget**  
**2003 Supplemental Budget**  
**Chapter 10, Laws of 2003, Partial Veto (SSB 5403)**

**DSHS -- Vocational Rehabilitation (continued)**

98. POSTAGE - Funding is provided for the increase in postage rates from \$0.34 to \$0.37, which went into effect June 30, 2002.
99. ADMINISTRATIVE REDUCTIONS - Administrative reductions made in the 2002 supplemental budget are distributed to all programs within DSHS. (General Fund-State, General Fund-Federal)

**DSHS -- Administration and Supporting Services**

100. PROGRAM TRANSFERS - The Payment Review Program is transferred from the Administration and Supporting Services Division to the Medical Assistance Administration. (General Fund-State, General Fund-Federal)
101. CENTENNIAL BUILDING LEASE SAVINGS - Funding was reduced in the 2001-03 biennial budget, anticipating that Centennial Buildings I and II would be purchased by the Department of General Administration. These purchases did not occur; therefore, funding to support existing Centennial Building leases is restored. (General Fund-State, General Fund-Federal)
102. POSTAGE - Funding is provided for the increase in postage rates from \$0.34 to \$0.37, which went into effect June 30, 2002. (General Fund-State, General Fund-Federal)
103. ADMINISTRATIVE REDUCTIONS - Administrative reductions made in the 2002 supplemental budget are distributed to all programs within DSHS. (General Fund-State, General Fund-Federal)
104. HIPAA STANDARD TRANSACTIONS - Funding is provided to implement standards for electronic transactions to comply with the Health Insurance Portability and Accountability Act (HIPAA). Funding provided within the Administration and Supporting Services Division is for any required changes in central agency reporting functions that must be done as a result of changes in MMIS. Funding is not provided for major changes to payment systems beyond MMIS. Funding for MMIS changes is provided within the Medical Assistance Administration. (General Fund-State, General Fund-Federal)
105. 2003 SUPPLEMENTAL FTE REDUCTION - Funding is reduced as a result of a statewide hiring freeze and/or other staffing reductions assumed or reflected in the supplemental budget act. (General Fund-State, General Fund-Federal)
106. SSP COORDINATION - Funding is provided for coordination of efforts to meet State Supplemental Payment (SSP) requirements of the federal Supplemental Security Income Program (SSI). The Department shall include allowable payments for foster children who are eligible for SSI in achieving the federal maintenance of effort requirement. (General Fund-State, General Fund-Federal)

**Washington State Health Care Authority**

107. TECHNICAL CORRECTION - Funding incorrectly allocated to the Uniform Dental Plan Benefits Administration Account in the 2002 Supplemental Budget is re-allocated to the State Health Care Authority Administrative Account.
108. DEFER BASIC HEALTH EXPANSION - In the 2002 supplemental budget, increased tax revenues generated by Initiative 773 were to be used to expand Basic Health Plan (BHP) enrollments to a total of 172,000 persons per month by June 2003. This item represents the difference in cost between the increase to 172,000 enrollments funded in the 2002 supplemental budget and the estimated December 2002 BHP enrollment level of 140,575. (Health Services Account-State, General Fund-Federal, Basic Health Trust Account-Non-Appropriated)
109. INCREASED INCOME VERIFICATION - Additional funding and staff are assigned to verifying the eligibility of BHP enrollees for membership and subsidy levels. This additional staffing level is offset by a staff reduction in enrollment, permitted by the management of BHP enrollment that limits admission solely to children and limited groups of adults with dependents. In combination with prior efforts to improve enrollee eligibility verification, some additional enrollees are expected to be found ineligible through these efforts. (Health Services Account -State, General Fund-Federal)

**2001-03 Washington State Omnibus Operating Budget**  
**2003 Supplemental Budget**  
**Chapter 10, Laws of 2003, Partial Veto (SSB 5403)**

**Washington State Health Care Authority (continued)**

110. BASIC HEALTH ENROLLMENT MANAGEMENT - As directed by the Governor, the Health Care Authority (HCA) has been limiting new admissions to BHP since December 2002. This item represents the additional premium subsidy and administrative savings which will occur as a result of only enrolling children and limited groups of adults with dependents. As a result of this managed enrollment policy, subsidized enrollment is expected to total about 120,777 in June 2003. (Health Services Account-State, General Fund-Federal, Basic Health Trust Account-Non-Appropriated)
111. TRANSFER FOR INSURANCE SYS. PROJECT - HCA is replacing a computer system that handles accounting for public employee and BHP benefits. The project was originally scheduled for completion by June 30, 2003, but completion is now not expected until September 30, 2003. Because final payments will not be made until testing and acceptance of the completed system, \$2.2 million of appropriation authority for the project is shifted from the 2001-03 biennium to the 2003-05 biennium. (HCA Administrative-State, Health Services-State)
112. 2003 SUPPLEMENTAL FTE REDUCTION - Funding is reduced as a result of a statewide hiring freeze and/or other staffing reductions assumed or reflected in the supplemental budget act.

**Human Rights Commission**

113. CAPTURE STATE SAVINGS TO DATE - Appropriation authority is adjusted to reflect actual expenditures. (General Fund-State, General Fund-Federal)

**Department of Labor and Industries**

114. ADJUST CVC PROJECTION - Spending authority for Crime Victims Compensation (CVC) is reduced due to a revised revenue forecast. (Public Safety and Education-Local)
115. SAFETY & HEALTH IMPACT GRANT PROG - The Safety and Health Impact Grant Program can only continue when there are excess funds over the 10 percent contingency reserve. Since there are no excess funds in this fiscal year, this program is eliminated. (Medical Aid Account)

**Home Care Quality Authority**

116. LABOR NEGOTIATOR - Funding is provided for a half-time labor negotiator to provide ongoing assistance in negotiating and developing the collective bargaining agreement between the Home Care Quality Authority and home care workers.

**Department of Health**

117. OPERATOR CERT. FEE AUTHORITY - New federal requirements, effective in January 2001, require that there be at least one certified operator for every community water system which serves 50 or more connections. As a result, approximately 1,500 additional operators have had to be tested and certified, with the cost of those functions covered by the applicants' certification fees. This item provides the Department with the appropriation authority to cover those costs. No additional fee increase is required. (Waterworks Operator Certification Account-State)
118. FEDERAL VACCINE PURCHASES - Despite a temporary national shortage of four vaccines, the Department of Health projects that it will expend \$69 million this biennium on childhood vaccines, rather than \$67 million as previously projected. State Health Services Account expenditures are reduced during the current year through the use of the calendar year 2003 allotment of federally-provided vaccine funding in state FY 2003, rather than in state FY 2004 as originally budgeted. (Health Services Account-State)
119. PRIVATE/LOCAL EXPENDITURE AUTHORITY - The Department of Health receives contributions from private and local sources and some fee revenues which are deposited into "local" rather than other dedicated accounts. Such "local fund" revenues may only be expended to the extent that the Legislature has provided sufficient appropriation authority. This item provides the authority to expend the higher-than-anticipated revenues from three sources: (1) the Susan G. Komen Foundation, for breast and cervical cancer screening; (2) the Seattle-King County Health Department's federal Ryan White grant, for payment of insurance premiums on behalf of persons with HIV/AIDS; and (3) the Newborn Screening Program, for conducting and collecting fees for screenings. (General Fund-Private/Local)
120. 2003 SUPPLEMENTAL FTE REDUCTION - Funding is reduced as a result of a statewide hiring freeze and/or other staffing reductions assumed or reflected in the supplemental budget act.

**2001-03 Washington State Omnibus Operating Budget**  
**2003 Supplemental Budget**  
**Chapter 10, Laws of 2003, Partial Veto (SSB 5403)**

**Department of Veterans' Affairs**

121. NEW MICROSOFT LICENSING FEE IMPOSED - Effective July 2002, the cost of upgrading from older versions of software increased substantially, and technical support was discontinued for software older than the previous release. Under these circumstances, it became more cost-effective for the agency to pay an annual licensing fee than to continue its previous practice of purchasing upgrades as conditions warranted. Funding is provided to cover the difference in cost between the new annual licensing fee arrangement and the agency's average expenditures on software licensing, purchases, and upgrades in prior years.
122. WORKERS COMPENSATION CHANGES - Funding is provided to cover the cost of the 38 percent average increase in workers compensation rates which was applied to the state veterans' homes effective January 1, 2003. Increased costs will be absorbed within existing funding levels by the agency's headquarters and field offices, as is being done by other state administrative units.
123. UPDATED REVENUE FORECAST - Funding is provided to cover lower-than-anticipated earnings from federal and private/local sources. (General Fund-State, General Fund-Federal, and General Fund-Private/Local)

**Department of Corrections**

124. UTILITY RATE ADJUSTMENTS - Funding is provided for costs associated with utility rate and price increases experienced at the Department's facilities.
125. FEDERAL FUND TRANSFER - The federal Bureau of Justice Assistance allocated \$794,000 more in State Criminal Alien Assistance Program (SCAAP) funds than was originally estimated. The Department receives federal SCAAP funds to assist in paying the cost of incarcerating illegal aliens who have committed serious crimes in Washington. (General Fund-State, General Fund-Federal)
126. HEALTH CARE INFLATION - Funding is provided for inflation in health care services, including increased costs for psychotropic drugs and for medical supplies and services.
127. KENT OFFICE FIRE - Funding is provided to replace lost equipment and reimburse other expenses that the Department incurred as a result of the Kent Community Corrections Office fire on July 6, 2002.
128. LEGAL MANDATES - Funding is provided for an additional sewer bond at Stafford Creek Corrections Center, pursuant to a mediation agreement between the Department of Corrections, the city of Aberdeen, and the Friends of Grays Harbor. Additional sewer needs are related to the opening of two additional units at the Stafford Creek Corrections Center.
129. RATE INCREASES - Funding is provided to cover increased Department of Health fees authorized by the 2002 Legislature and increased rates from the Office of the Secretary of State for archives and records retention. Funding is also provided to cover impact fees for Snohomish County Sheriff's Department personnel as part of the Department's obligations under a Memorandum of Understanding on the Twin Rivers Corrections Center.
130. REGULATORY COMPLIANCE - Funding is provided for regulatory compliance activities that include lease purchasing automated medication devices and paying impact fees to the Snohomish County Fire District.
131. WORKLOAD INCREASE - Funding is provided for workload increases based upon the February 2003 forecast adopted by the Caseload Forecast Council. The forecast includes an average of 933 additional inmates during FY 2003 and 732 additional offenders on active supervision in the community by the end of FY 2003. Funding is adjusted to reflect: (1) The opening of the last two units at the Stafford Creek Corrections Center; (2) the anticipated acquisition of 250 rent-a-beds from other jurisdictions; (3) the acquisition of the Mission Creek minimum-security facility from the Department of Social and Health Services; (4) the addition of 90 minimum security beds at the Airway Heights Corrections Center; and (5) the establishment of various emergency measures to accommodate the growth in the inmate population at the Monroe Correctional Complex and other facilities. It is assumed that the agency would not be able to add administrative staff by the end of the biennium and can therefore maintain current spending patterns in the Administration Program.
132. 2003 SUPPLEMENTAL FTE REDUCTION - Funding is reduced as a result of a statewide hiring freeze and/or other staffing reductions assumed or reflected in the supplemental budget act.

**2001-03 Washington State Omnibus Operating Budget**  
**2003 Supplemental Budget**  
**Chapter 10, Laws of 2003, Partial Veto (SSB 5403)**

**Department of Corrections (continued)**

133. DELAY OMNI PHASE II MODIFICATIONS - Funding from the second phase of the Department's project to replace the Offender-Based Tracking System with the new Offender Management Network Information (OMNI) system is shifted from FY 2003 to the 2003-05 biennium to account for modifications to the sentence structure and classification modules. These modules will be carried forward from the 2001-03 biennium in order to prevent the Department from incurring additional costs to the OMNI project as a result of offender sentencing and supervision changes enacted by the Legislature in Chapter 379, Laws of 2003 (ESSB 5990).

**Department of Services for the Blind**

134. 2003 SUPPLEMENTAL FTE REDUCTION - Funding is reduced as a result of a statewide hiring freeze and/or other staffing reductions assumed or reflected in the supplemental budget act.
135. FEDERAL FUNDS ADJUSTMENT - Federal appropriation authority is provided to allow the Department to spend all federal funds received in FY 2003. (General Fund-Federal)

**Department of Employment Security**

136. TECHNICAL CORRECTION - A technical adjustment is made to correct the fund source and dollar amount for Chapter 149, Laws of 2002, Partial Veto (EHB 2901 - Unemployment Insurance) passed during the 2002 legislative session. Funding should have been provided from the Employment Services Administrative Account, rather than the Administrative Contingency Account. In addition, portions of the bill were repealed by Referendum 53; therefore, the Department does not need as much funding to implement the remainder of the bill. (Administrative Contingency Account-State, Employment Services Account-State)

**Department of Ecology**

137. LOAN TRACKING SYSTEM - Funding is provided to complete an automated loan tracking system to manage current and future water quality improvement loans. (Water Pollution Control Revolving-State)
138. 2003 SUPPLEMENTAL FTE REDUCTION - Funding is reduced as a result of a statewide hiring freeze and/or other staffing reductions assumed or reflected in the supplemental budget act.

**State Parks and Recreation Commission**

139. PARKING FEE IMPLEMENTATION - Funding is provided for costs incurred by the commission due to implementing the vehicle parking fee that went into effect on January 1, 2003. (Parks Renewal and Stewardship Account-State)
140. FIREFIGHTING AT STEAMBOAT ROCK - Funding is provided for fire mobilization costs associated with the 2001 fire at Steamboat Rock State Park.
141. 2003 SUPPLEMENTAL FTE REDUCTION - Funding is reduced as a result of a statewide hiring freeze and/or other staffing reductions assumed or reflected in the supplemental budget act.

**Department of Fish and Wildlife**

142. 2002-03 WINTER FEEDING - Funding is provided for increased costs of hay and to purchase emergency winter feed (alfalfa hay and deer pellets) to maintain deer and elk herds. Increased feeding is in response to habitat damage from fires on the north shore of Lake Chelan. (Wildlife Fund-State)
143. FEDERAL SPENDING AUTHORITY - Federal and local appropriation authority is redistributed between the General Fund and the Wildlife Fund to reflect actual federal and local expenditures through July 2002. (General Fund-Federal, Wildlife Fund-Private/Local)
144. SPARTINA WEED CONTROL - Funding is provided to continue spartina control activities in Willapa Bay, Grays Harbor, and Camano Island in north Puget Sound. In response to a non-specific reduction in the 2002 Supplemental Budget, the Department of Fish and Wildlife reduced spartina control funding in FY 2003. (Aquatic Lands Enhancement Account-State)

**2001-03 Washington State Omnibus Operating Budget**  
**2003 Supplemental Budget**  
**Chapter 10, Laws of 2003, Partial Veto (SSB 5403)**

**Department of Fish and Wildlife (continued)**

145. FISH FOOD COST INCREASE - Funding is provided to cover a 7.5 percent increase in the cost of fish food used by hatcheries across the state to produce salmon and trout for recreational and commercial purposes. General Fund-State and Wildlife Fund-State funds are provided proportionate to each funds' contribution to hatchery operations. (General Fund-State, Wildlife Fund-State)
146. 2003 SUPPLEMENTAL FTE REDUCTION - Funding is reduced as a result of a statewide hiring freeze and/or other staffing reductions assumed or reflected in the supplemental budget act.

**Department of Natural Resources**

147. 2003 SUPPLEMENTAL FTE REDUCTION - Funding is reduced as a result of a statewide hiring freeze and/or other staffing reductions assumed or reflected in the supplemental budget act.
148. FIRE SUPPRESSION - Funding is provided for fire suppression costs incurred during the 2002 fire season. The General Fund-Federal appropriation is reduced by \$326,000 to match expected federal reimbursements. (General Fund-State, General Fund-Federal)
149. DERELICT VESSEL REMOVAL - Appropriation authority is provided for costs incurred by authorized public entities for removal of derelict and abandoned vessels. Chapter 286, Laws of 2002 (ESHB 2376), provides the authority and funding mechanism to seize, remove, and dispose of derelict vessels. (Derelict Vessel Removal Account-State)

**Department of Agriculture**

150. PESTICIDE STRATEGY REDUCTION - One-time savings are realized from staffing and other efficiencies during the current biennium. Funding and staffing are reduced to match the expected expenditure level of the Pesticide Strategy Program during FY 2003. (State Toxics Control Account-State)
151. 2003 SUPPLEMENTAL FTE REDUCTION - Funding is reduced as a result of a statewide hiring freeze and/or other staffing reductions assumed or reflected in the supplemental budget act.
152. STATE TOXICS REDUCTION - Savings are realized from a lower level of reimbursement to county horticultural pest and disease boards for the costs of pest control and tree removal on abandoned orchards. (Agricultural Local Account-Non-Appropriated, State Toxics Control Account-State)
153. GOVERNOR VETO - The Governor vetoed a portion of Section 305 of Chapter 10, Laws of 2003, Partial Veto (SSB 5403), which had the effect of restoring a reduction made to the non-provisoed portion of the State Toxics Control Account appropriation. The Governor then directed the Department to place an equal amount of the agency's provisoed State Toxics Control appropriation (\$433,000) in reserve. (State Toxics Control Account-State)

**Washington State Patrol**

154. ADMINISTRATIVE FEE RECOVERY - Additional expenditure authority is provided for the payment of administrative fees collected for the Office of the Superintendent of Public Instruction and the Department of Social and Health Services for fingerprint-based background checks of applicants. (Fingerprint Identification Account-State)
155. FEDERAL SPENDING AUTHORITY - Additional federal appropriation authority is provided to fully expend grant funds awarded to the State Patrol. (General Fund-Federal)
156. DNA KITS - One-time funding is provided to the Crime Laboratory Division for additional DNA kits. The kits are needed for an increased number of DNA analysis cases, due to using a more advanced method which allows analysis of trace evidence. The State Patrol is encouraged to apply for federal grants to assist in reducing the backlog.
157. 2003 SUPPLEMENTAL FTE REDUCTION - Funding is reduced as a result of a statewide hiring freeze and/or other staffing reductions assumed or reflected in the supplemental budget act.

**2001-03 Washington State Omnibus Operating Budget**  
**2003 Supplemental Budget**  
**Chapter 10, Laws of 2003, Partial Veto (SSB 5403)**

**Department of Licensing**

- 158. CREDIT CARD COSTS - Funding is provided for credit card transaction fees due to more expensive vessel licenses and a greater number of vessel licenses being renewed over the Internet than originally anticipated.
- 159. LEASE RATE ADJUSTMENTS - Funding is provided to cover increased lease costs at the Olympia Black Lake offices. (General Fund-State, other funds)
- 160. 2003 SUPPLEMENTAL FTE REDUCTION - Funding is reduced as a result of a statewide hiring freeze and/or other staffing reductions assumed or reflected in the supplemental budget act.

**Public Schools -- OSPI & Statewide Programs**

- 161. FEDERAL AND OTHER FUNDS UPDATE - The Superintendent of Public Instruction has submitted revised estimates for federal grants and other non-state revenues. The appropriation authority is increased to match higher-than-expected revenues. (General Fund-Federal, Miscellaneous Program Account-Non-Appropriated)

**Public Schools -- General Apportionment**

- 162. ENROLLMENT AND WORKLOAD ADJUSTMENTS - The public school enrollment for the 2002-03 school year is higher than expected by 672 FTE students (from 958,563 to 959,234). The education and experience of certificated instructional staff (staff mix) is also slightly above the levels assumed in the 2002 supplemental budget. In addition, the funding needed to complete school district allocations for the 2001-02 school year is \$4.3 million higher than expected, due to school district adjustments submitted after the end of the 2002 state fiscal year.

**Public Schools -- Pupil Transportation**

- 163. ENROLLMENT AND WORKLOAD ADJUSTMENTS - Public school enrollment growth is higher than expected, resulting in a funding increase for student transportation (from 4,621,751 weighted student miles to 4,700,801). The depreciation system payments are significantly higher than expected with new system depreciation more than doubling (from \$13.8 million to \$30.3 million) and contractor depreciation increasing from \$6.0 million to \$6.3 million. Prices on the state bid were significantly higher for one category of bus, which received only one contractor bid. This category will be removed from future state bid lists, which is expected to return depreciation payments to historical averages after this biennium.

**Public Schools -- School Food Services**

- 164. FEDERAL AND OTHER FUNDS UPDATE - The Superintendent of Public Instruction has submitted revised estimates of federal grants and allocations. The appropriation authority is increased to match higher-than-expected revenues. (General Fund-Federal)

**Public Schools -- Special Education**

- 165. FEDERAL AND OTHER FUNDS UPDATE - The Superintendent of Public Instruction has submitted revised estimates of federal grants and allocations for education programs. The appropriation authority is increased to match higher-than-expected revenues. (General Fund-Federal)
- 166. ENROLLMENT AND WORKLOAD ADJUSTMENTS - Enrollment in special education programs is higher than expected for the 2002-03 school year (up from 118,146 students to 118,389 students). In addition, the funding needed to complete school district allocations for the 2001-02 school year is \$1.3 million higher than expected, due to school district adjustments submitted after the end of the 2002 state fiscal year.

The special education funds are allocated to districts for students ages 3-21, up to 13 percent of the district's total enrollment. State funds are provided for the first 12.7 percent of enrollment, with the remaining allocation for special education enrollment between 12.7 percent and 13.0 percent provided through federal special education funds. The 2002-03 school year is the first year in which the additional funding is provided for special education enrollment above 12.7 percent of total district enrollment. The estimates for 12.7 percent enrollment and the additional 0.3 percent enrollment have been adjusted since the original budget proposal (from 117,097 to 116,992 for the 12.7 percent enrollment with state funding, and from 1,049 to 1,398 for the 0.3 percent enhancement funded through federal funds). (General Fund-State, General Fund-Federal)

**2001-03 Washington State Omnibus Operating Budget**  
**2003 Supplemental Budget**  
**Chapter 10, Laws of 2003, Partial Veto (SSB 5403)**

**Public Schools -- Traffic Safety Education**

167. ENROLLMENT AND WORKLOAD ADJUSTMENTS - The funding necessary to complete the final Traffic Safety Education allocations is increased due to higher-than-expected enrollments in traffic safety programs in the 2001-02 school year.

**Public Schools -- Levy Equalization**

168. LEVY EQUALIZATION UPDATE - Higher-than-expected assessed property values, local levy bases, and increased voter approval of local levies combined to increase the amounts needed for Local Effort Assistance.

**Public Schools -- Elementary & Secondary School Improvement**

169. FEDERAL AND OTHER FUNDS UPDATE - The Superintendent of Public Instruction has submitted revised estimates of federal grants and allocations for education programs. The appropriation authority is adjusted to match the expected revenues. (General Fund-Federal)

**Public Schools -- Institutional Education**

170. ENROLLMENT AND WORKLOAD ADJUSTMENTS - Enrollment in institutions is lower than anticipated by 155 FTE students (from 2,191 to 2,036).

**Public Schools -- Education of Highly Capable Students**

171. ENROLLMENT AND WORKLOAD ADJUSTMENTS - Funding for the Highly Capable Program is provided for up to 2 percent of each district's K-12 enrollment. To account for higher-than-expected K-12 enrollment, funding for the gifted program is increased.

**Public Schools -- Student Achievement Program**

172. ENROLLMENT AND WORKLOAD ADJUSTMENTS - Property tax revenues are deposited into the Student Achievement Fund, to be distributed to school districts based on the full-time equivalent (FTE) student enrollment from the prior school year. A portion of lottery revenues are also deposited into the Student Achievement Fund. FY 2003 revenues into the Student Achievement Fund from each source are updated, resulting in a net increase of \$64,000 and changing the maximum allocation per FTE student from \$219.84 to \$220.00 for the 2002-03 school year. (Student Achievement Fund-State)

**Public Schools -- Education Reform**

173. ENROLLMENT AND WORKLOAD ADJUSTMENTS - More teachers attained certification from the National Board for Professional Teaching Standards than was originally expected, bringing the total to 218 National Board certified teachers in Washington classrooms.

**Public Schools -- Transitional Bilingual Instruction**

174. FEDERAL AND OTHER FUNDS UPDATE - The Superintendent of Public Instruction has submitted revised estimates of federal grants and allocations for education programs. The appropriation authority is adjusted to match the revenue estimates. (General Fund-Federal)
175. ENROLLMENT AND WORKLOAD ADJUSTMENTS - Enrollment in transitional bilingual programs is 809 students lower than expected for the 2002-03 school year (down from 66,866 students to 66,058).

**Public Schools -- Learning Assistance Program (LAP)**

176. ENROLLMENT AND WORKLOAD ADJUSTMENTS - The Learning Assistance Program provides funds to school districts based on the proportion of low-achieving students in each district, defined by the percentage of students scoring in the lowest quartile on nationally-normed tests. Districts also receive LAP funds based on the percentage of students, beyond the statewide average, who receive free and reduced-price lunch. The percentage of students scoring in the lowest national quartile is declining, lowering the LAP allocation to school districts. The percentage of students above the state average for free and reduced-price lunch is higher than expected. These combined factors result in a \$633,000 reduction in the LAP budget.

**2001-03 Washington State Omnibus Operating Budget**  
**2003 Supplemental Budget**  
**Chapter 10, Laws of 2003, Partial Veto (SSB 5403)**

**Public Schools -- Block Grants**

177. ENROLLMENT AND WORKLOAD ADJUSTMENTS - The funding to complete the final block grant allocations is reduced by \$9,000 due to lower-than-expected final enrollments for the 2001-02 school year.

**Public Schools -- Compensation Adjustments**

178. ENROLLMENT AND WORKLOAD ADJUSTMENTS - Public school enrollment is higher than expected in the 2002-03 school year, increasing the number of teachers and staff funded by the state. Additionally, the education and experience of certificated instructional staff (staff mix) is slightly above the levels assumed in the 2002 supplemental budget. Both of these factors raise the cost of providing the health benefit and Initiative 732 cost-of-living increases in the 2002-03 school year. (General Fund-State, General Fund-Federal)

**Higher Education Coordinating Board**

179. STAFF REDUCTION & EFFICIENCIES - Funding is reduced as a result of a statewide hiring freeze and/or other staffing reductions imposed by the Governor to reduce full-time equivalent (FTE) employment. The reduction in staffing is assumed to be permanent and will reduce ongoing 2003-05 expenditures.

**State School for the Deaf**

180. 2003 SUPPLEMENTAL FTE REDUCTION - Funding is reduced as a result of a statewide hiring freeze and/or other staffing reductions assumed or reflected in the supplemental budget act.

**Work Force Training & Education Coordinating Board**

181. STAFF REDUCTION & EFFICIENCIES - Funding is reduced as a result of a statewide hiring freeze and/or other staffing reductions imposed by the Governor to reduce full-time equivalent (FTE) employment. The reduction in staffing is assumed to be permanent and will reduce ongoing 2003-05 expenditures.

**Washington State Historical Society**

182. ACQ & MAINT HISTORIC COLLECTION - Funding for acquisition and maintenance of historic collections is reduced by 9 percent starting April 2003.
183. AGENCY ADMINISTRATION - Funding for agency administration is reduced by 7 percent starting April 2003.
184. COMMUNITY OUTREACH ACTIVITIES - Funding for community outreach activities is reduced by 10 percent starting April 2003.
185. HISTORICAL EDUCATION - Funding for historical education activities is reduced by 14 percent starting April 2003.
186. MUSEUM OP & FACILITIES MAINTENANCE - Funding for museum operations and facilities maintenance is reduced by 6 percent starting April 2003.
187. STATE HISTORICAL EXHIBITS - Funding for state historical exhibits is reduced by 17 percent starting April 2003.

**Eastern Washington State Historical Society**

188. MAINTAIN CULTURAL/ART/HIST COLLECT - Funding for maintenance of historic collections is reduced by 6 percent starting April 2003.
189. AGENCY ADMINISTRATION - Funding for agency administration is reduced by 6 percent starting April 2003.
190. MUSEUM OPERATIONS, MAINT & EXHIBITS - Funding for museum operations, maintenance, and exhibits is reduced by 10 percent starting April 2003.

**Bond Retirement and Interest**

191. SUPPLEMENTAL 2003 - Savings are achieved in debt service due to lower interest rates. (General Fund-State and various other funds)



**2001-03 Washington State Omnibus Operating Budget**  
**2003 Supplemental Budget**  
**Chapter 10, Laws of 2003, Partial Veto (SSB 5403)**

**Special Approps to the Governor**

192. FTE REDUCTION CONTINGENCY POOL - Funding is reduced in state agencies to reflect reduced employment levels in those agencies. Up to \$1 million is provided for assistance to state agencies that are unable to effectively absorb the FTE reductions made in the 2003 supplemental budget.
193. LIABILITY ACCOUNT - Additional funding is provided to cover settlement costs anticipated by the end of the 2001-03 biennium.
194. REDUCE TRAVEL, EQUIPMENT, CONTRACTS - State agency expenditures for discretionary travel, equipment, and personal service contracts are reduced by \$5 million. A portion of these savings is appropriated to the Governor for emergency allocation to state agencies to address critical needs (see next item). *The Governor vetoed this provision.*
195. EMERGENCY TRAVEL, EQUIPMENT, ETC. - A portion of the savings from the 20 percent reduction in agency expenditures for travel, equipment, and personal service contracts is appropriated to the Governor to be used on an emergency basis to allocate to state agencies to fund critically-necessary travel, equipment, and personal service contracts. *The Governor vetoed this provision.*
196. GOVERNOR VETO - The Governor vetoed Sections 706 and 707 of Chapter 10, Laws of 2003, Partial Veto (SSB 5403), which reduced state agency expenditures for discretionary travel, equipment, and personal service contracts from the state general fund by \$5 million.

The Governor also vetoed Section 707 which imposed restrictions on state employment.

**Sundry Claims**

197. SELF-DEFENSE CLAIMS - On the recommendation of the State Office of Risk Management, payment is made under RCW 9A.16.110 for claims for reimbursement of legal costs and other expenses of criminal defendants acquitted on the basis of self defense.
198. STATE EMPLOYEE DEATH BENEFIT - A death benefit payment is paid to the families of three state employees pursuant to section 715, chapter 7, Laws of 2001, 2nd sp.s.
199. DEER AND ELK DAMAGE CLAIMS - On the recommendation of the State Office of Risk Management, payment is made under RCW 77.12.280 for claims for damages to agricultural crops by wildlife. (Wildlife Account-State)
200. RCW 27.44.040(1) CLAIMS - Payment is made for a claim arising pursuant to RCW 27.44.040(1) (Indian Graves).

**Contributions to Retirement Systems**

201. FY 2003 SPENDING LEVEL - Funding is increased to compensate for a higher-than-expected salary base in the Law Enforcement and Fire Fighters Retirement System.



# 2003-05 Transportation Budget

## *Operating and Capital*

### TABLE OF CONTENTS

<b>Subject</b>	<b>Page</b>
Agency Summary Report .....	322
Pie Chart: Major Components by Agency .....	323
Budget Highlights .....	324
Fund Balances for Selected Funds .....	331
Pie Chart: Components by Fund Type .....	332
Pie Chart: Major Components by Fund Source and Type .....	333
Fund Summary Report .....	334
Pie Chart: Operating and Capital Components .....	335
2003-05 Capital Project List – Current Law .....	336
2003-05 Capital Project List – New Law .....	359
Directory of Agency Detail Reports .....	363
2003 Supplemental Transportation Budget .....	427

# 2003-05 Washington State Transportation Budget

## Agency Summary

### TOTAL OPERATING AND CAPITAL BUDGET

#### Total Appropriated Funds

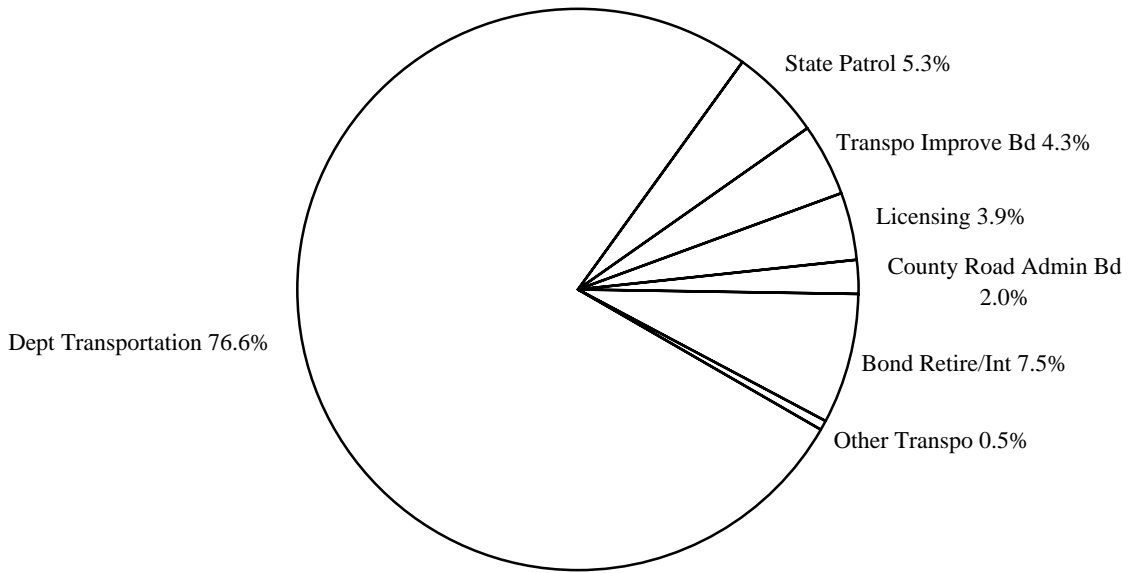
(Dollars in Thousands)

	Enacted
<b>Department of Transportation</b>	<b>3,603,586</b>
Pgm C - Information Technology	70,770
Pgm D - Hwy Mgmt & Facilities	48,344
Pgm F - Aviation	6,039
Pgm H - Pgm Delivery Mgmt & Suppt	49,410
Pgm I1 - Improvements - Mobility	717,257
Pgm I2 - Improvements - Safety	140,280
Pgm I3 - Improvements - Econ Init	103,827
Pgm I4 - Improvements - Env Retro	22,171
Pgm I7 - Tacoma Narrows Br	613,300
Pgm K - Transpo Economic Part	1,011
Pgm M - Highway Maintenance	289,029
Pgm P1 - Preservation - Roadway	255,060
Pgm P2 - Preservation - Structures	325,460
Pgm P3 - Preservation - Other Facil	76,459
Pgm Q - Traffic Operations	68,192
Pgm S - Transportation Management	27,554
Pgm T - Transpo Plan, Data & Resch	47,899
Pgm U - Charges from Other Agys	61,082
Pgm V - Public Transportation	49,186
Pgm W - WA State Ferries-Cap	182,596
Pgm X - WA State Ferries-Op	314,700
Pgm Y - Rail	80,374
Pgm Z - Local Programs	53,586
<b>Washington State Patrol</b>	<b>251,099</b>
Field Operations Bureau	177,611
Support Services Bureau	71,283
Capital	2,205
<b>Department of Licensing</b>	<b>182,151</b>
Management & Support Services	13,185
Information Systems	17,927
Vehicle Services	63,336
Driver Services	87,703
Legislative Transportation Comm	2,374
Board of Pilotage Commissioners	272
Utilities and Transportation Comm	293
WA Traffic Safety Commission	20,820
County Road Administration Board	94,184
Transportation Improvement Board	200,647
Marine Employees' Commission	352
Transportation Commission	807
Freight Mobility Strategic Invest	616
State Parks and Recreation Comm	972
Department of Agriculture	315
State Employee Compensation Adjust	-4,855
<b>Total Appropriation</b>	<b>4,353,633</b>
Bond Retirement and Interest	352,296
<b>Total</b>	<b>4,705,929</b>

**2003-05 Washington State Transportation Budget**  
**Chapter 360, Laws of 2003, Partial Veto (ESHB 1163)**  
**Total Appropriated Funds**

(Dollars in Thousands)

**MAJOR COMPONENTS BY AGENCY**  
**Total Operating and Capital Budget**



<b>Major Transportation Agencies</b>	
Department of Transportation	3,603,586
Washington State Patrol	251,099
Transportation Improvement Board	200,647
Department of Licensing	182,151
County Road Administration Board	94,184
Bond Retirement and Interest	352,296
Other Transportation	21,966
<b>Total</b>	<b>4,705,929</b>

## 2003-05 Transportation Budget Overview

---

The 2003 Legislature faced the challenge of balancing growing demands for new revenues for transportation with possible impacts that an increase in taxes or fees may have on a weak economy. The issues surrounding transportation financing were tightly interwoven with a widespread desire to improve the accountability and efficiency of the state's transportation system.

Consideration of new revenue for transportation was made in the context of recent revenue reductions brought about by voter approval and subsequent Legislative endorsement of Initiative 695 in the 2000 legislative session. I-695 eliminated the state Motor Vehicle Excise Tax (MVET) that was a significant source of funding for the ferry system, public transit, and highway construction.

Initiative 776 (Chapter 1, Laws 2003), which passed in November 2002 further reduced state and local transportation revenues by eliminating several local option motor vehicle taxes and eliminating a portion of the state truck weight fee. I-776 was pending appeal during the 2003 session.

During the same November 2002 election, the voters rejected Referendum 51, which was placed on the ballot by the 2002 Legislature. Referendum 51 proposed to raise transportation taxes and fees and was accompanied by a specific expenditure plan for the new funds and reform measures linked to the passage of the new revenues.

### **Session Outcomes**

Within the 105 day regular session, the Legislature passed a package of transportation bills that raised transportation fees and taxes, created a performance audit board, instituted changes in contracting and permitting to increase efficiencies, addressed ferry system financing and services, provided local transportation agencies additional resources and flexibility, and established a 10-year investment plan with a clearly defined project list and timelines.

The bills passed that address accountability, efficiencies, and local government financing include:

#### **Accountability**

- ✓ Performance audits and citizen involvement in oversight of the transportation system – Chapter 362, Laws of 2003 (SSB 5748)
- ✓ Legislators' membership in project planning organizations – Chapter 351, Laws of 2003 (ESB 5245)

#### **Efficiency**

- ✓ Contracting out, prevailing wage process reforms, and transportation efficiencies – Chapter 363, Laws of 2003 (SSB 5248)
- ✓ Transportation permit streamlining – Chapter 8, Laws of 2003 (ESB 5279)
- ✓ Ferry terminal alternative contracting – Chapter 352, Laws of 2003 (SSB 5520)
- ✓ Authorizing public transportation benefit areas and ferry districts to operate passenger-only ferry service – Chapter 83, Laws of 2003 (ESHB 1853)
- ✓ Exercising sound business practices to enhance revenues for Washington State Ferries – Chapter 374, Laws of 2003 (SSB 5974)
- ✓ Incentives for private passenger-only operations – Chapter 373, Laws of 2003 (EHB 1388)

#### **Regional Options**

- ✓ Regional Transportation Investment District Area (RTID) Equity – Chapter 194, Laws of 2003 (SHB 2033)
- ✓ Regional Transportation Investment District Bonding – Chapter 372, Laws of 2003 (SB 5769)
- ✓ Local gas tax – Chapter 350, Laws of 2003 (ESSB 5247)

## New Transportation Revenues

### Chapter 361, Laws of 2003, Partial Veto (ESHB 2231)

The Legislature passed a transportation revenue package to support a list of projects and programs identified in the transportation budget. The funds from the five-cent fuel tax and weight fee increases are deposited into a separate account within the Motor Vehicle Fund. The new account, the Transportation 2003 Account, is also referred to as the Nickel Account.

Expenditures from the account must be used only for projects or improvements identified as transportation 2003 projects or improvements in the omnibus transportation budget and to pay for the principle and interest on the bonds authorized for transportation 2003 projects. Upon completion of the projects, any money remaining in the account must be used for principle and interest on the bonds authorized for transportation 2003 projects. Any funds in excess of the bond payments may be used for maintenance on those projects. The five-cent fuel tax expires when the bond payments for the identified projects are completely paid for.

### **10-Year Revenue Plan** (Dollars in Thousands)

#### Revenues Restricted to Highway Use (18<sup>th</sup> Amendment):

▪ Five Cent Fuel Tax Increase	1,747,250
▪ 15 Percent Increase to Weight Fees	118,224
▪ Title Fee Transfer to Nickel Account	<u>58,500</u>
Total Cash Revenue	1,923,974
Bond Proceeds	2,600,000
Debt Service on New Bonds	<u>-950,471</u>
Total 18 <sup>th</sup> Amendment Funds	3,573,503

#### Mobility Revenues (Available for any Transportation Investment):

▪ Sales Tax on Motor Vehicles (three tenths of 1 percent)	347,797
▪ Plate Retention Fee	<u>40,000</u>
Total Cash Revenue	387,797
Bond Proceeds	349,500
Less Debt Service	<u>-132,100</u>
Total Mobility Revenues	605,197
<b>Total 10-Year Revenues</b>	<b>4,178,700</b>

## Transportation Investments

### Chapter 360, Laws of 2003, Partial Veto (ESHB 1163)

The transportation budget includes expenditure authorization for both the new revenue authorized in ESHB 2231 and revenues that are realized from the pre-existing user fees and taxes.

The new revenue supports a transportation package that includes both highway construction and non-highway transportation alternatives. The size of the highway portion of the package (18<sup>th</sup> amendment revenues) was established to fix safety and congestion problems in the 39 counties and to be the foundation for the three county RTID in the Puget Sound region. The package makes specific project appropriations to hold the Department of Transportation to cost estimates and timelines. Of the new funding, 93.2 percent is provided for specific projects whose name and description may be found in lists incorporated into the budget.

The new funding is tied to a 2003 highway project list outlining where the funds will be spent. The projects will accomplish the following objectives in the next 10 years:

Lane miles added	269
Completes usable segments*	99
New interchanges	11
Significant interchange improvements	25
Projects that include High Occupancy Vehicle (HOV) lanes	16

\* state highway mobility and safety improvement segments

### 10-Year Planned Expenditure Highlights (New and Existing Resources)

#### Highway Investments

**Safety is a priority for funding.** The package makes investments in safety projects throughout the state. One such project invests \$177 million to begin to repair the Alaskan Way Viaduct. Others fix unsafe highways, for example, State Route (SR) 270 in Pullman, replace dangerous intersections, widen two-lane roadways, straighten dangerous curves, build left turn lanes, improve dangerous bridges, install traffic signals, and install median barriers to prevent vehicles from crossing the center line.

- **Preservation is also a priority for funding.** The package includes funding to replace crumbling concrete road surfaces, repair bridges in danger of collapse during earthquakes, replace the east half of the Hood Canal Bridge, repair the Yakima Bridge in Richland on SR 240, and makes other major investments to make sure that existing facilities are maintained.
- **Congestion relief is significantly addressed.** The amount of \$2.2 billion will be invested in the Central Puget Sound road system to improve Interstate (I)-405; add HOV lanes on I-5, SR 167, SR 16, and other roadways; and make other investments that will allow traffic to move more freely. The North-South freeway in Spokane is funded at \$190 million, to address an identified bottleneck. Other investments are made in congested areas throughout the state.

#### Non-highway Mobility Investments:

- **Passenger-only ferry service.** The transportation budget maintains a state role in the passenger-only ferry business, funding service between Vashon Island and Seattle, as well as 13 weeks of service between Bremerton and Seattle. Newly passed legislation (Chapter 83, Laws of 2003 – ESHB 1853) gives Kitsap Transit the opportunity to reinstitute passenger-only service between Bremerton and Seattle.
- **Rural and urban transit.** The package makes an investment in transit, with nearly \$100 million for local transit service for the elderly and disabled who depend on transit. There is also new investment in rural transit service. Funding for the Seattle street car to serve South Lake Union is provided.



- **Passenger rail.** Investments of \$183 million are made in the passenger rail system, with critical track improvements from Vancouver, Washington to Bellingham. The package provides funding to purchase another trainset to operate an additional run between Seattle and Portland.
- **Freight rail.** To improve the movements of goods throughout the state and to the ports, \$45 million is provided, which will reduce truck traffic on the state's highways.
- **Commuter trip reduction.** Provides \$30 million for tax incentives and grants to businesses that provide financial incentives to employees to reduce the number of single occupant vehicle trips.
- **Vanpools.** Funding in the amount of \$30 million is provided for vanpools to provide commuting options.
- **Off-road recreation.** Funding for off-road recreation is increased each biennium for a total increase of \$20 million over 10 years by increasing the base calculation method by one cent per biennium over the next five biennia.
- **Rail Barge Facility.** Funding of \$15.5 million is provided for the facility to accommodate oversized cargo to complement the Port of Everett's existing deep-water terminals. (Chapter 26, Laws of 2003, 1<sup>st</sup> sp.s., Partial Veto, Section 509 – SSB 5401)

### Ferry System

- **Four new auto ferries.** The sum of \$67 million is provided for a new auto ferry (in addition to three new auto ferries provided for in current law).
- **Terminal improvements.** The amount of \$231 million is provided for the Mukilteo multimodal terminal, the Anacortes multimodal terminal, the Edmonds multimodal terminal, and preservation of terminals at Lopez, Friday Harbor, Bremerton, Seattle, Vashon, Tahlequah, Southworth, and Point Defiance.

### Clean Air and Water Protection.

- **Neah Bay rescue tug.** The tug is fully funded at \$2.7 million a biennium through fiscal year 2008. (Chapter 264, Laws of 2003, Partial Veto – ESSB 6072)
- **Clean air funding.** The amount of \$10 million is provided per biennium through fiscal year 2008. The funds will be used to retrofit school buses and reduce air pollution. (Chapter 264, Laws of 2003, Partial Veto – ESSB 6072)

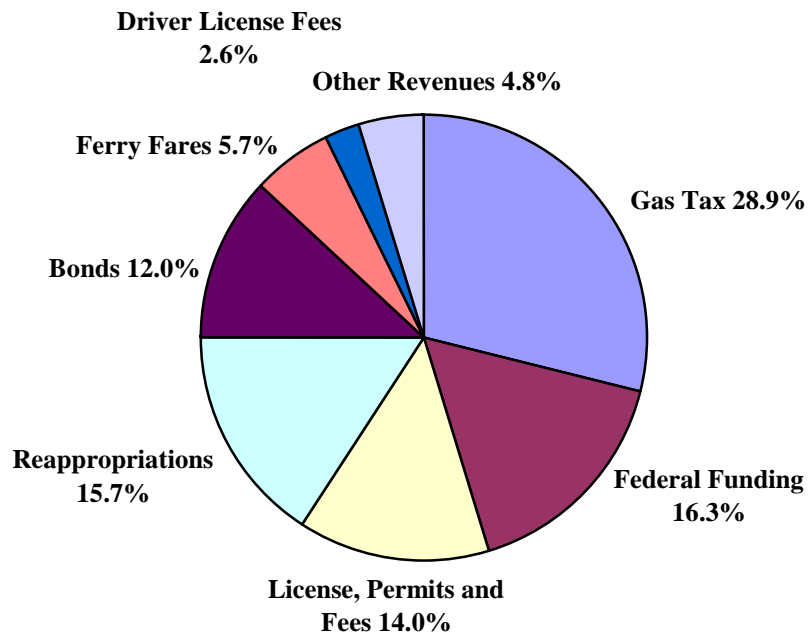
### Other 2003 Transportation Related Legislation

#### **Chapter 147, Laws of 2003 (ESB 6062) – Transportation Bonds**

- Authorizes \$2.6 billion in general obligation bonds backed by the motor fuel tax.
- Authorizes \$350 million non-debt limit general obligation bonds backed by revenues from the Multimodal Transportation Account (sales tax on vehicles).
- The following Monorail bonding provisions are established:
  - The monorail may covenant with the holders of its bonds that it may not be dissolved and shall continue to exist solely for the purpose of continuing to levy and collect any taxes or assessments levied by it and pledged to the repayment of debt;
  - No debt backed by the covenant shall be incurred by the authority on a project until 30 days after a final environmental impact statement on that project has been issued;
  - The amount of the authority's initial bond issue is limited to the amount of the project costs in the subsequent two years as documented by a certified engineer or by submitted bids, plus any reimbursable capital expenses already incurred;
  - The first bond issue may be sized consistent with the Internal Revenue Service five-year spend down schedule if an independent financial advisor recommends such an approach is financially advisable.

## 2003–05 Revenues

---



### 2003-05 Revenue Sources

(Dollars in Millions)

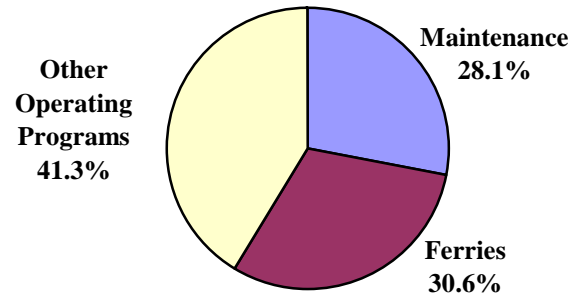
	Existing Revenue	New Revenue	Total Revenue
Gas Tax	1,066	301	1,367
Federal Funding	771		771
License, Permits, and Fees	659		659
Reappropriations	742		742
Bonds	242	327	569
Ferry Fares	270		270
Driver License Fees	122		122
Vehicle Sales Tax		58	58
Miscellaneous	56		56
Rental Car Tax	45		45
Local Funds	37		37
15 Percent Gross Weight Fee		21	21
License Plate Retention		8	8
<b>Total</b>	<b>4,010</b>	<b>715</b>	<b>4,725</b>

## 2003–05 Investments

The 2003-05 budget (includes the transportation budget Chapter 360, Laws of 2003, Partial Veto – ESHB 1163 and transportation related appropriations from the omnibus capital budget Chapter 26, Laws of 2003, 1<sup>st</sup> sp.s., Partial Veto – SSB 5401) funds operating and capital investments from existing revenue sources and new tax revenues.

### WSDOT Operating Budget – \$1.031 Billion

The largest component of the Department of Transportation’s operating budget is the ferry system, which is appropriated \$315 million in 2003-05. The budget maintains passenger-only service to Vashon and temporary service to Bremerton. It maintains existing auto-ferry routes. The budget endorses the bulk of the “5+5+5” plan (5 percent revenue increase, 5 percent ridership increase, and 5 percent expenditure decrease).

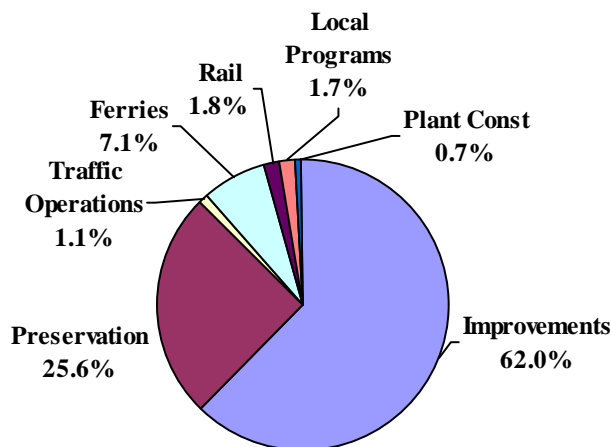


Highway maintenance is the second largest component, budgeted at \$289 million. Other operating costs of \$427 million include traffic operations; information technology; transportation planning, data, and research; management; and other charges necessary to run a large state agency.

Of the new transportation revenue, \$38 million will be spent on mobility improvements in the 2003-05 biennium. This includes funds to transit agencies and non-profit organizations for paratransit service, rural mobility, and sales tax equalization (\$28 million); vanpools (\$4 million); and commute trip reduction investments (\$6 million).

### WSDOT Capital Budget - \$2.587 Billion

The Department of Transportation’s capital budget for the 2003-05 biennium includes revenues from current sources and the new tax increases. Current revenue sources are invested in preservation of the existing highway system (\$657 million); the ferry system (\$183 million); improvements to the highway system (\$1.597 billion of which \$613 million is for the Tacoma Narrows Bridge); traffic operations (\$29 million); rail capital (\$45 million); Plant Construction (\$17 million); and for local capital needs of (\$59 million).



New tax increases are invested in preservation, safety, and improvements to the highway system (\$572 million); the ferry system (\$18 million); rail projects (\$30 million); and local capital needs (\$6 million).

### Other Agencies Operating Budgets – \$474 Million

Other agencies funded in the 2003-05 biennium transportation budget include the Washington State Patrol, funded at \$251 million; the Department of Licensing, funded at \$182 million; and other state transportation-related agencies that are funded at \$41 million.

Other initiatives include continued ferry security enhancements and improvements to agency computer infrastructures to improve service to the public.

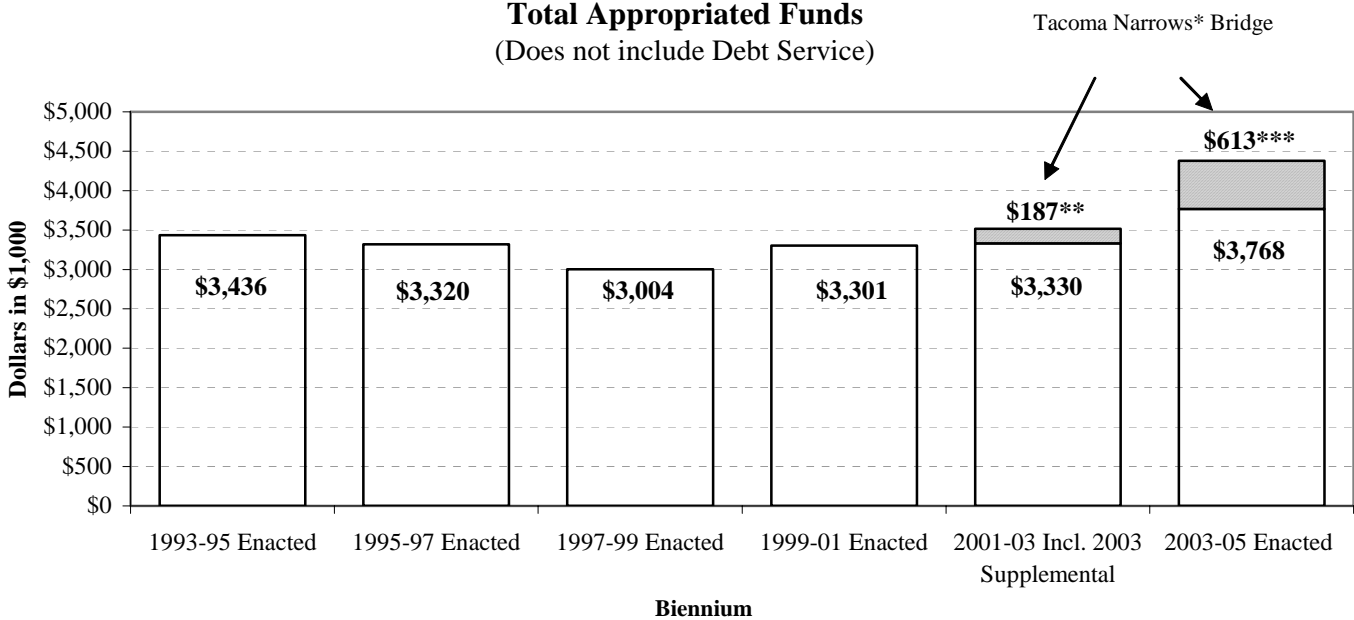
The County Road Administration Board, the Transportation Improvement Board, and the Freight Mobility Strategic Investment Board remain as separate agencies in this budget.

**Other Agencies Capital Budgets - \$289 Million**

The capital budget for the Transportation Improvement Board totals \$198 million, for road-related grants, primarily to urban areas. The County Road Administration Board, which makes road-related grants to rural areas, is appropriated \$91 million in capital funds.

**Funding History**

**Transportation Budget History**  
**Total Appropriated Funds**  
 (Does not include Debt Service)



\* Tacoma Narrows Bridge funded primarily through the issuance of bonds to be paid by user fees  
 \*\* \$187M was actually spent on Tacoma Narrows Bridge. \$846M was originally appropriated in the budget.  
 \*\*\* \$613M was reappropriated from the original \$846M appropriated in the 2001-03 budget.

## 2003-05 Washington State Transportation Current Law Budget Fund Balances for Selected Funds

(Dollars in Thousands)

	<b>Beginning Balance <sup>(1)</sup></b>	<b>Revenue <sup>(2)</sup></b>	<b>Expenditures <sup>(3)</sup></b>	<b>Ending Balance</b>
Pilotage Account	544	352	272	624
Essential Rail Assistance Account	421	356	770	7
Aeronautics Account	209	5,824	5,766	267
Air Search & Rescue Safety & Ed. Account	58	145	282	-79
Grade Crossing Protective Account	205	172	293	84
State Patrol Highway Account	4,739	255,926	252,433	8,232
Motorcycle Safety Education Account	1,177	2,314	2,796	695
Highway Infrastructure Account (SIB)	1,602	1,809	1,809	1,602
Recreational Vehicle Account	1,936	-529	0	1,407
Puget Sound Capital Construction Account	2,633	164,987	163,466	4,154
Rural Arterial Trust Account	23,739	38,696	62,431	4
Highway Safety Fund	2,913	123,594	122,296	4,211
Motor Vehicle Fund	84,691	1,705,672	1,787,765	2,598
Puget Sound Ferry Operations Account	5,435	319,983	318,985	6,433
Urban Arterial Trust Account	6,165	94,694	100,814	45
Transportation Improvement Account	5,844	94,243	100,082	5
County Arterial Preservation Program	-12	29,484	29,470	2
Licensing Services Account	1,702	5,262	3,990	2,974
Passenger Ferry Account	1,500	0	0	1,500
Special Category C Account	1,539	49,354	50,721	172
Multimodal Transportation Account	12,376	175,766	186,900	1,242
Impaired Driving Safety Account	1,225	770	0	1,995
Bicycle & Pedestrian Safety Account	0	100	100	0
Washington Fruit Express	0	500	500	0
Tacoma Narrows Toll Bridge Account	40,338	572,752	613,300	-210
Puyallup Tribal Settlement Account	10,406	777	0	11,183
School Zone Safety Account	1,729	1,890	3,059	560
License Plate Technology Account	0	2,156	0	2,156
Transportation 2003 Account (Nickel Account)	0	588,461	580,233	8,228

(1) The beginning fund balance on June 30, 2003, reflects the fund balance after taking into account revisions for project reappropriations and unspent agency operating appropriations from the 2001-03 biennium.

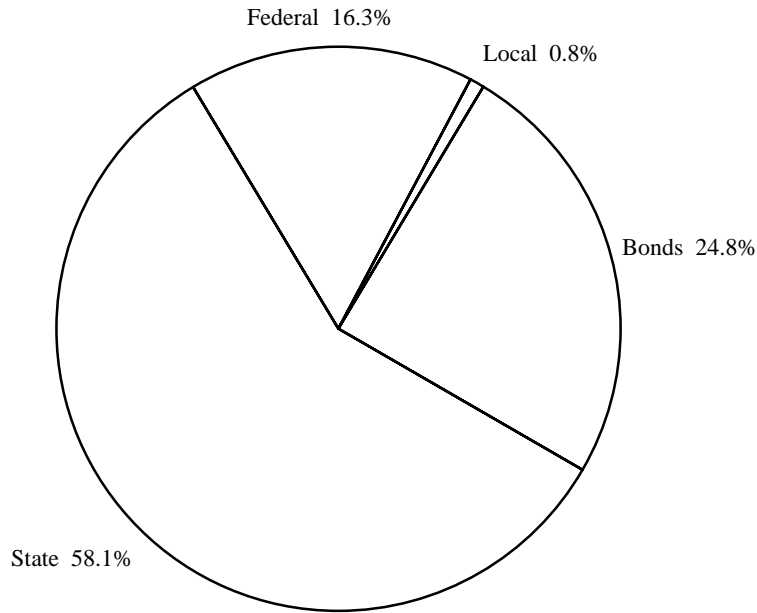
(2) Revenues reflect the March 2003 forecast.

(3) Expenditure numbers reflect the 2003-05 transportation budget.

**2003-05 Washington State Transportation Budget  
Chapter 360, Laws of 2003, Partial Veto (ESHB 1163)  
Total Appropriated Funds**

(Dollars in Thousands)

**COMPONENTS BY FUND TYPE  
Total Operating and Capital Budget**



<b>Fund Type</b>	
State	2,734,278
Federal	768,652
Local	36,722
Bonds	<u>1,166,277</u>
<b>Total</b>	<b>4,705,929</b>

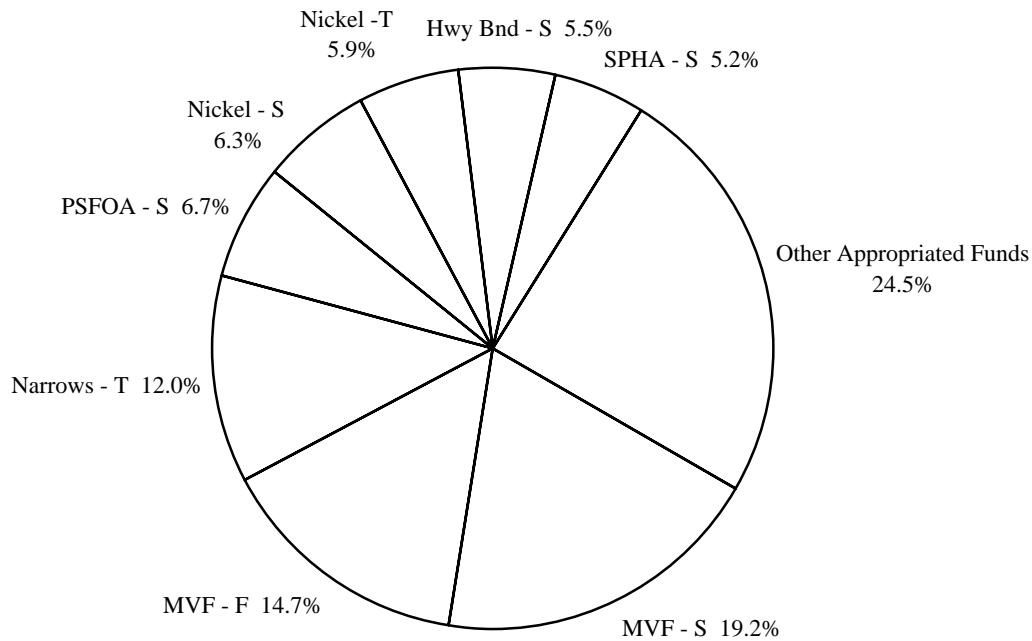
*Includes bonds of: \$567 million Tacoma Narrows Bridge Toll Account; \$280 million Transportation 2003 (Nickel) Account; \$158.6 million Motor Vehicle Account; \$47.8 million Multimodal Transportation Account; \$45 million Puget Sound Capital Construction Account; \$44 million Special Category C Account; and \$24 million Transportation Improvement Account. Bonds are financed with state transportation revenues but are shown above as a percentage of all transportation fund types.*

*Note: Total includes \$352.3 million for Bond Retirement and Interest.*

**2003-05 Washington State Transportation Budget  
Chapter 360, Laws of 2003, Partial Veto (ESHB 1163)  
Total Appropriated Funds**

(Dollars in Thousands)

**MAJOR COMPONENTS BY FUND SOURCE AND TYPE  
Total Operating and Capital Budget**



**Major Fund Source**

Motor Vehicle Account - State (MVF - S)	902,083
Motor Vehicle Account - Federal (MVF - F)	690,525
Tacoma Narrows Toll Bridge Account - Bonds (Narrows - T)	567,000
Puget Sound Ferry Operations Acct - State (PSFOA - S)	316,194
Transportation 2003 (Nickel) Acct - State (Nickel - S)	295,849
Transportation 2003 (Nickel) Acct - Bond (Nickel - T)	280,000
Highway Bond Retirement Account - State (Hwy Bnd - S)	258,971
State Patrol Highway Account - State (SPHA - S)	243,024
Other Appropriated Funds	<u>1,152,283</u>
<b>Total</b>	<b><u>4,705,929</u></b>

*Note: Total includes \$352.3 million for Bond Retirement and Interest.*

## 2003-05 Washington State Transportation Budget

### Fund Summary

#### TOTAL OPERATING AND CAPITAL BUDGET

(Dollars in Thousands)

	MVF State *	P.S. Ferry Op Acct State	WSP Hwy Acct State	Multimodal Acct State	Nickel Account State *	Other Approp	Total Approp
<b>Department of Transportation</b>	<b>981,696</b>	<b>317,256</b>	<b>0</b>	<b>152,336</b>	<b>573,049</b>	<b>3,603,586</b>	<b>3,603,586</b>
Pgm C - Information Technology	58,661	6,583	0	363	0	70,770	70,770
Pgm D - Hwy Mgmt & Facilities	48,344	0	0	0	0	48,344	48,344
Pgm F - Aviation	0	0	0	0	0	6,039	6,039
Pgm H - Pgm Delivery Mgmt & Suppt	49,010	0	0	0	0	49,410	49,410
Pgm I1 - Improvements - Mobility	94,671	0	0	0	484,842	717,257	717,257
Pgm I2 - Improvements - Safety	43,557	0	0	0	45,811	140,280	140,280
Pgm I3 - Improvements - Econ Init	9,663	0	0	0	27,817	103,827	103,827
Pgm I4 - Improvements - Env Retro	9,483	0	0	0	6,830	22,171	22,171
Pgm I7 - Tacoma Narrows Br	0	0	0	0	0	613,300	613,300
Pgm K - Transpo Economic Part	1,011	0	0	0	0	1,011	1,011
Pgm M - Highway Maintenance	283,350	0	0	0	0	289,029	289,029
Pgm P1 - Preservation - Roadway	39,149	0	0	1,690	2,000	255,060	255,060
Pgm P2 - Preservation - Structures	106,662	0	0	0	0	325,460	325,460
Pgm P3 - Preservation - Other Facil	33,098	0	0	0	0	76,459	76,459
Pgm Q - Traffic Operations	53,557	0	0	0	0	68,192	68,192
Pgm S - Transportation Management	24,852	1,093	0	973	0	27,554	27,554
Pgm T - Transpo Plan, Data & Resch	30,064	0	0	1,021	0	47,899	47,899
Pgm U - Charges from Other Agys	61,082	0	0	0	0	61,082	61,082
Pgm V - Public Transportation	0	0	0	46,457	0	49,186	49,186
Pgm W - WA State Ferries-Cap	0	0	0	13,381	5,749	182,596	182,596
Pgm X - WA State Ferries-Op	0	309,580	0	5,120	0	314,700	314,700
Pgm Y - Rail	0	0	0	69,605	0	80,374	80,374
Pgm Z - Local Programs	35,482	0	0	13,726	0	53,586	53,586
<b>Washington State Patrol</b>	<b>0</b>	<b>0</b>	<b>243,467</b>	<b>0</b>	<b>0</b>	<b>7,632</b>	<b>251,099</b>
Field Operations Bureau	0	0	171,269	0	0	6,342	177,611
Support Services Bureau	0	0	69,993	0	0	1,290	71,283
Capital	0	0	2,205	0	0	0	2,205
<b>Department of Licensing</b>	<b>68,700</b>	<b>0</b>	<b>0</b>	<b>0</b>	<b>0</b>	<b>182,151</b>	<b>182,151</b>
Management & Support Services	4,623	0	0	0	0	13,185	13,185
Information Systems	6,569	0	0	0	0	17,927	17,927
Vehicle Services	57,508	0	0	0	0	63,336	63,336
Driver Services	0	0	0	0	0	87,703	87,703
Legislative Transportation Comm	2,374	0	0	0	0	2,374	2,374
Board of Pilotage Commissioners	0	0	0	0	0	272	272
Utilities and Transportation Comm	0	0	0	0	0	293	293
WA Traffic Safety Commission	0	0	0	0	0	20,820	20,820
County Road Administration Board	2,289	0	0	0	0	94,184	94,184
Transportation Improvement Board	0	0	0	0	0	200,647	200,647
Marine Employees' Commission	0	352	0	0	0	352	352
Transportation Commission	807	0	0	0	0	807	807
Freight Mobility Strategic Invest	616	0	0	0	0	616	616
State Parks and Recreation Comm	972	0	0	0	0	972	972
Department of Agriculture	315	0	0	0	0	315	315
State Employee Compensation Adjust	-2,305	-1,414	-443	-154	0	-4,412	-4,855
<b>Total Appropriation</b>	<b>1,055,464</b>	<b>316,194</b>	<b>243,024</b>	<b>152,182</b>	<b>573,049</b>	<b>4,110,609</b>	<b>4,353,633</b>
Bond Retirement and Interest	5,169	0	0	477	2,800	352,296	352,296
<b>Total</b>	<b>1,060,633</b>	<b>316,194</b>	<b>243,024</b>	<b>152,659</b>	<b>575,849</b>	<b>4,462,905</b>	<b>4,705,929</b>

\* Includes Bond amounts.

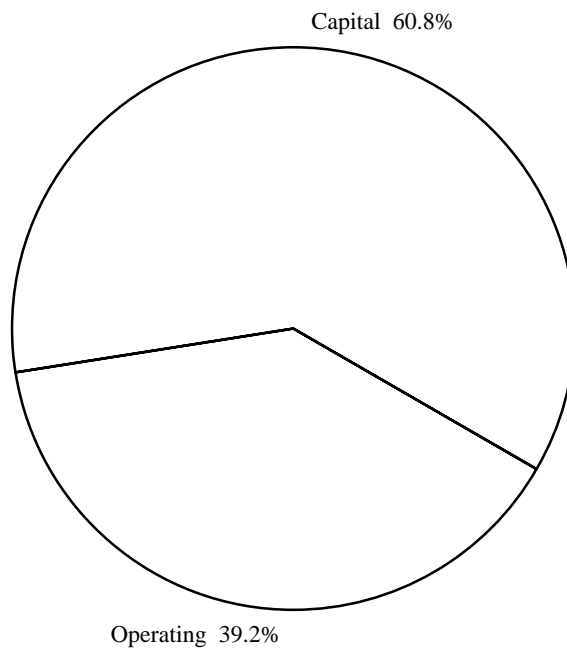


**2003-05 Washington State Transportation Budget**  
**Chapter 360, Laws of 2003, Partial Veto (ESHB 1163)**  
**Total Appropriated Funds**

(Dollars in Thousands)

---

**OPERATING AND CAPITAL COMPONENTS**



<b>2003-05 Transportation Budget</b>	
Operating	1,843,226
Capital	2,862,703
<b>Total</b>	<b>4,705,929</b>

## 2003-05 Transportation Project List - Current Law All Fund Types

(Dollars in Thousands)

Rte	Project Description	2003-05	2005-07	2007-09	2009-11	2011-13	Total
<b>Improvement Projects:</b>							
002	Pickle Farm Road/Gunn Road (100236E)	28	254	-	-	-	282
002	SR 2/Old SR 2 Vic to SR 9 Vic - Safety (100210T)	437	-	-	-	-	437
002	US 2/Winton Rd. Intersection Relocation (200200N)	638	-	-	-	-	638
002	US 2/179th Ave to Woods Creek Bridge (100224F)	139	553	-	-	-	692
002	US 2/5th Street - Signalization (100232U)	538	-	-	-	-	538
002	US 2/Dryden - Signal (200221H)	46	-	-	-	-	46
002	US 2/Mill Creek Fish Passage (200202D)	115	950	-	-	-	1,065
002	US 2/Reiter Road Vicinity - Rechannelize (100231A)	588	-	-	-	-	588
002	US 2/Snohomish River to Junction SR 204 (100200C)	-	30	-	-	-	30
002	US 2/SR 522 to Woods Creek Bridge (100224E)	438	910	-	-	-	1,348
002	US 2/SR 9 Interchange Vicinity (100211E)	12	8	-	-	-	20
003	SR 3/Imperial Way to Sunnyslope - Safety (300355A)	659	1,270	-	-	-	1,929
003	SR 3/NB Off Ramp at Loxie Eagans Blvd (300336A)	319	-	-	-	-	319
003	SR 3/Allyn to SR 106 Vicinity - Safety (300333A)	43	1,237	4,660	-	-	5,940
005	Chehalis Western Trail Overcrossing (300591B)	465	1,264	-	-	-	1,729
005	Clark County Interstate Park & Ride Lots (495952A)	17	-	-	-	-	17
005	I-5/128th St SW (SR96) I/C Improvements (100541M)	140	-	-	-	-	140
005	I-5/164th St SW to SR 526 - HOV (100540F)	460	1,542	-	-	-	2,002
005	I-5/172nd St NE (SR 531) Interchange (100553N)	4,505	-	-	-	-	4,505
005	I-5/196th St SW / SR 524 I/C - Westside (100536N)	2,394	-	-	-	-	2,394
005	I-5/196th St SW(SR 524) I/C - Phase C (100536P)	730	-	-	-	-	730
005	I-5/2nd Street Bridge - Replace Bridge (100566B)	210	-	-	-	-	210
005	I-5/36th St Vic. to SR 542 Vic. (100585Q)	6,409	7,010	-	-	-	13,419
005	I-5/52nd Ave W. to SR 526 - SB Safety (100535H)	247	228	-	-	-	475
005	I-5/Airdustral NB On Ramp - Safety (300585A)	13	419	518	-	-	950
005	I-5/Bakerview Rd to Nooksack R Br 5/828W (100591Y)	46	30	-	-	-	76
005	I-5/Bridgeport Way On-Ramps - Safety (300519B)	740	-	-	-	-	740
005	I-5/Burnt Bridge Creek Thru NE 78th St (400589A)	56	12	3	-	-	71
005	I-5/County Line to Prairie Creek Bridge (300510D)	342	-	-	-	-	342
005	I-5/Grand Mound to Maytown, Widening (300581A)	1,410	978	-	-	-	2,388
005	I-5/I-205 to N. Fork Lewis River Bridge (400502S)	125	710	-	-	-	835
005	I-5/Intelligent Transportation System (300517C)	500	-	-	-	-	500
005	I-5/Martin Way Overcrossing - Bike Lanes (300539A)	89	1	620	-	-	710
005	I-5/Mcallister Creek - Stormwater (300507B)	-	33	-	-	-	33
005	I-5/Murray Creek - Stormwater Retrofit (300505B)	251	-	-	-	-	251
005	I-5/NB Pace Lane Extension - Blaine Vic (100599M)	4	-	-	-	-	4
005	I-5/North of Lakeway Interchange (100586B)	1,200	300	-	-	-	1,500
005	I-5/Northgate Way to NE 175th Street (100527M)	816	-	-	-	-	816
005	I-5/Pacific Ave I/C SB Off Ramp - Signal (300585B)	358	-	-	-	-	358
005	I-5/Pierce Co. Line to Tukwila I/C - HOV (100505A)	9,087	3,451	-	-	-	12,538
005	I-5/Pierce Co. Line to Tukwila I/C (100505C)	230	-	-	-	-	230
005	I-5/Port of Tacoma I/C, Core HOV (300563A)	596	146	-	-	-	742
005	I-5/Port of Tacoma Rd to King Co Line (300504A)	909	-	-	-	-	909
005	I-5/Ramps at Michigan-Corson/Albro/Swift (100516B)	765	265	-	-	-	1,030
005	I-5/S 48th to S M Street - Core HOV (300568A)	231	-	-	-	-	231
005	I-5/Salmon Creek to I-205 - Widening (400595A)	12	-	-	-	-	12
005	I-5/SB Off Ramp to SR 526 - Safety (100535G)	82	209	-	-	-	291
005	I-5/SR 16 I/C / 38th St I/C, Core HOV (300567A)	6,546	423	-	-	-	6,969
005	I-5/SR 526 to Marine View Drive (100543M)	1,725	-	-	-	-	1,725
005	I-5/Tacoma Vic HOV - Project Definition (300574A)	280	-	-	-	-	280
005	I-5/Trosper Road Interchange - Signals (300530B)	45	-	-	-	-	45
005	SB On Ramp From Broadway to CD (100544E)	200	297	-	-	-	497
005	SB Ramps at SR 11/Old Fairhaven Parkway (100584A)	217	362	-	-	-	579

## 2003-05 Transportation Project List - Current Law All Fund Types

(Dollars in Thousands)

Rte	Project Description	2003-05	2005-07	2007-09	2009-11	2011-13	Total
<b>Improvement Projects (continued):</b>							
005	SR 5, 9, 539, & 543 - Border Crossing Info (100599A)	95	-	-	-	-	95
006	SR 6/ Bridge 6/8 Rail Retrofit (400605R)	56	66	-	-	-	122
007	SR 7/SR 507 to SR 512 - Safety (300706B)	1	-	-	-	-	1
008	SR 8/McCleary - New Interchange (300807B)	350	4	-	-	-	354
009	SR 9/108th Street NE (Lauck Road) (100924A)	70	168	-	-	-	238
009	SR 9/212th St SE Vic to SR 96 - Safety (100900V)	271	523	111	-	-	905
009	SR 9/228th St SE to 212th St SE(SR 524) (100901B)	290	-	-	-	-	290
009	SR 9/252nd St NE Vicinity - Rechannelize (100930I)	35	162	-	-	-	197
009	SR 9/268th Street Intersection (100931C)	272	1,150	-	-	-	1,422
009	SR 9/56th St SE & 42nd St NE (100915D)	1,032	1,510	-	-	-	2,542
009	SR 9/Gribble Creek Vicinity (100937G)	91	-	-	-	-	91
009	SR 9/Nooksack Rd Vic to Cherry St (100955A)	440	-	-	-	-	440
009	SR 9/Prairie Rd. to Thunder Creek (100942A)	758	2,950	970	-	-	4,678
009	SR 9/Schloman Road to 256th Street E. (100930H)	617	2,290	-	-	-	2,907
009	SR 9/SR 522 to 228th St. SE - Widening (100900E)	161	-	-	-	-	161
009	SR 9/SR 528 Intersection - Signal (100920I)	9	-	-	-	-	9
009	SR 9/US 2 Interchange - I/C Modification (100913D)	4,909	101	-	-	-	5,010
012	US 12/Keys Road I/S - Safety (301285A)	500	-	-	-	-	500
012	US 12/Old Naches Highway Interchange (501208J)	-	450	-	-	-	450
012	US 12/Silver Creek-Fish Barrier Removal (401202F)	416	-	-	-	-	416
012	US 12/SR 124 to Walla Walla - Add Lanes (501208N)	7,181	-	-	-	-	7,181
014	SR 14/192nd Ave. Interchange (Brady Rd) (401499A)	38	-	-	-	-	38
014	SR 14/Hood River Bridge to Willow St (401401F)	302	-	-	-	-	302
014	SR 14/Willow St to Vine St - Widening (401401M)	118	-	-	-	-	118
014	SR 14/32nd St Intersection Improvement (401404A)	265	300	-	-	-	565
014	SR 14/Cape Horn Br. Vic to Cape Horn Rd. (401404E)	188	12	1,390	-	-	1,590
014	SR 14/Hood River Bridge Signalization (401404C)	350	-	-	-	-	350
014	SR 14/Marble Rd Vic to Belle Center Rd (401404D)	226	12	4,160	-	-	4,398
016	SR 16/36th St to Olympic Dr NW, Core HOV (301638B)	1,380	140	-	-	-	1,520
016	SR 16/Burley-Olalla Intersection -Safety (301632C)	689	-	-	-	-	689
016	SR 16/I-5 to Tacoma Narrows Bridge - HOV (301636A)	4,380	-	-	-	-	4,380
017	SR 17/Pioneer Way to Stratford Road (201729A)	1,030	-	-	-	-	1,030
018	SR 18/Covington Way to Maple Valley (101817C)	211	-	-	-	-	211
018	SR 18/EB Off Ramp to West Valley Highway (101802B)	768	292	-	-	-	1,060
018	SR 18/Issaquah/Hobart Road Vicinity (101821A)	110	-	-	-	-	110
018	SR 18/Maple Valley to Issaquah/Hobart Rd (101820C)	50,100	16,400	1,300	-	-	67,800
018	SR 18/SE 304th St. to Covington Way (101813I)	130	-	-	-	-	130
018	SR 18/SE 312th Way to SE 304th Street (101811F)	110	-	2	-	-	112
018	SR 18/Westbound to I-5 - Signing (101805A)	57	98	-	-	-	155
018	SR 18/Weyerhaeuser Way to SR 167 (101802C)	12,644	1,732	-	-	-	14,376
018	SR 18/Weyerhauser Way Ramps (101801H)	462	64	-	-	-	526
020	SR 20/Deception & Canoe Pass Bridges (102026D)	54	-	-	-	-	54
020	SR 20/Ducken Road to Rosario Road (102023I)	65	1,370	-	-	-	1,435
020	SR 20/Fredonia to I-5 - Widening (102039A)	1,273	-	-	-	-	1,273
020	SR 20/Frostad Road Vicinity - Guardrail (102021T)	82	34	-	-	-	116
020	SR 20/Fruitdale Road Intersection (102049S)	550	-	-	-	-	550
020	SR 20/Libby Rd Vic to Sidney Street Vic (102017H)	859	4,359	1,060	-	-	6,278
020	SR 20/Lunz Road to Cornet Bay Road (102027D)	1	560	590	-	-	1,151
020	SR 20/Monkey Hill Rd. to Troxell Rd. (102022G)	955	2,540	-	-	-	3,495
020	SR 20/Northgate Drive to Banta Road (102022H)	781	619	-	-	-	1,400
020	SR 20/Oak Harbor NCL to Frostad Road (102021H)	2,031	867	-	-	-	2,898
020	SR 20/Quiet Cove Rd. Vic. to SR 20 Spur (102027C)	506	2,460	1,380	-	-	4,346
020	SR 20/Sapp Rd. to Reed St.- Rechannelize (102049E)	506	-	-	-	-	506
020	SR 20/Sidney St. Vic to Scenic Heights (102017I)	1,253	2,914	2,287	-	-	6,454

## 2003-05 Transportation Project List - Current Law All Fund Types

(Dollars in Thousands)

<b>Rte</b>	<b>Project Description</b>	<b>2003-05</b>	<b>2005-07</b>	<b>2007-09</b>	<b>2009-11</b>	<b>2011-13</b>	<b>Total</b>
<b>Improvement Projects (continued):</b>							
020	SR 20/Troxell Rd. to Deception Pass Vic. (102023B)	1,295	2,310	-	-	-	3,605
020	SR 20/Troxell Road to Cornet Bay Rd (102023D)	78	151	-	-	-	229
020	SR 20/Vicinity Campbell Lake Road (102028A)	44	-	-	-	-	44
020	SR 20/Winthrop Area - Bike Path (202005A)	-	513	-	-	-	513
024	SR 24/I-82 to Keys Road (502402E)	2,330	-	-	-	-	2,330
024	SR 24/Keys Road Intersection (502403A)	-	410	-	-	-	410
024	SR 24/Riverside Dr. - I/S Improvements (502403H)	42	595	-	-	-	637
024	SR 24/South Wahluke Slope - Guardrail (202405B)	291	-	-	-	-	291
026	SR 26/Adams Road - Left Turn Lanes (202606A)	218	-	-	-	-	218
028	SR 28/East Wenatchee 31st to Hadley (202801G)	704	338	1,960	-	-	3,002
028	SR 28/Junction US 2/97 to 9th Street (202801B)	1,720	20	-	-	-	1,740
028	SR 28/Quincy East - Left Turn Lanes (202826A)	564	-	-	-	-	564
028	SR 28/Wenatchee to I-90-Additional Lanes (202802J)	-	96	-	-	-	96
090	I-90 Interstate Ramp Safety (509010G)	27	165	-	-	-	192
090	I-90/Division Street EB On-Ramp Revision (609002A)	3,983	-	-	-	-	3,983
090	I-90/Eastbound Ramps to SR 18 - Signal (109070C)	31	-	-	-	-	31
090	I-90/EB Ramps to SR 202 - Roundabout (109079A)	25	111	-	-	-	136
090	I-90/Geiger to US 195 - ITS (609099Q)	198	55	-	-	-	253
090	I-90/George Vicinity East - Safety (209001N)	180	590	-	-	-	770
090	I-90/High Point Rd. & 436th Ave I/C (109052C)	1,374	469	-	-	-	1,843
090	I-90/Hyak to Easton (509007W)	2,130	-	-	-	-	2,130
090	I-90/Moses Lake West-Safety Improvements (209001D)	932	-	-	-	-	932
090	I-90/Salnave Rd to Vic Geiger Rd Safety (609026H)	397	-	-	-	-	397
090	I-90/SR 26 Interchange-Ramp Improvements (209001I)	1,481	3,710	-	-	-	5,191
090	I-90/Sunset I/C Modifications (109061D)	7,421	920	200	-	-	8,541
090	I-90/Tibbetts Creek Vicinity (109057A)	4,239	-	-	-	-	4,239
090	I-90/US 195 to Pines ITS (609099F)	2,714	-	-	-	-	2,714
090	SCR Region Wide Bridge Rail Retrofit (509001J)	203	-	-	-	-	203
092	SR 92/SR 9 to 84th St NE Vic. (109200H)	2,192	1,678	-	-	-	3,870
092	SR 92/Stevens Creek Culvert Replacement (109200F)	122	280	-	-	-	402
099	Hylebos Creek - Fish Barrier Removal (099918G)	11	-	-	-	-	11
099	SR 99/Duamish River/First Ave S. Bridge (109926D)	99	100	12	-	-	211
099	SR 99/Galer Street Vicinity (109943A)	1,395	-	-	-	-	1,395
099	SR 99/King/Sno Co. Line to 148th St SW (109960C)	1,050	-	-	-	-	1,050
099	SR 99/S 138th St Vic to N of S 130th St (109913T)	28	421	-	-	-	449
099	SR 99/SR 525 Vicinity to Gibson Road (109970G)	290	-	-	-	-	290
099	SR 99/SR 99 & SR 518 Interchange Vic. (109912R)	271	-	-	-	-	271
101	US 101/Blyn Vic - Passing Lanes (310166B)	46	-	-	-	-	46
101	US 101/Crosby Blvd/Cooper Point Rd I/C (310125B)	-	81	600	-	-	681
101	US 101/Dawley Road Vicinity to Blyn Hwy (310101F)	60	-	-	-	-	60
101	US 101/Fort Columbia Vic. - Realignment (410100A)	837	-	-	-	-	837
101	US 101/Gardiner Vic - Truck Lane (310102F)	116	-	-	-	-	116
101	US 101/Sandridge Rd.-Safety Improvements (410102S)	81	680	-	-	-	761
101	US 101/Sequim - Build A Bypass (310154A)	128	98	49	-	-	275
101	US 101/Shore Rd to Kitchen Rd - Widening (310107B)	307	-	240	1,600	650	2,797
101	US 101/SR 103-Intersection Improvements (410103A)	66	545	-	-	-	611
101	US 101/SR 401 Intersection Signal (410104S)	590	-	-	-	-	590
101	US 101/W Sequim Bay Rd to Vic Dawley Rd (310119C)	551	-	-	-	-	551
104	SR 104/1.2 Mile West of Hood Canal Br (310433A)	51	91	-	-	-	142
104	SR 104/Hood Canal Bridge East Half (310407C)	-	680	120	-	-	800
104	SR 104/Jct SR 19 Intersection Safety (310429A)	170	460	-	-	-	630
104	SR 104/Miller Bay Road - Safety (310432A)	224	76	-	-	-	300
104	SR 104/SR 19 Westbound - Passing Lane (310421A)	53	-	-	-	-	53

## 2003-05 Transportation Project List - Current Law All Fund Types

(Dollars in Thousands)

Rte	Project Description	2003-05	2005-07	2007-09	2009-11	2011-13	Total
<b>Improvement Projects (continued):</b>							
112	SR 112/1.76 Mile E of SR 113 Junction (311228A)	124	-	-	-	-	124
112	SR 112/Jim Creek - Fish Passage (311220D)	497	-	-	-	-	497
142	Snyder Canyon Creek - Fish Barrier (099918H)	15	-	-	-	-	15
142	SR 142/Bowman Creek Fish Passage Removal (414206F)	80	563	-	-	-	643
160	SR 160/SR 16 to Longlake Road Vic (316006B)	667	-	-	-	-	667
161	SR 161/128th to 176th - Safety (316112A)	1,948	2,300	3,700	-	-	7,948
161	SR 161/204th Street to 176th Street (316114A)	2,976	-	-	-	-	2,976
161	SR 161/234th Street to 204th Street E (316119A)	300	-	-	-	-	300
161	SR 161/35th Ave SE Vic to SR 512 EB Ramp (316131A)	116	-	-	-	-	116
161	SR 161/Jovita Blvd to S 360th St (116100C)	89	-	-	-	-	89
161	SR 161/Ohop Valley Rd/Ski Park Rd (316106A)	244	-	-	-	-	244
161	SR 161/SR 167 Eastbound Ramp - Safety (316109A)	-	131	-	-	-	131
162	SR 162/SR 165 Intersection Improvement (316209A)	33	99	-	-	-	132
162	SR 162/Voights Creek Vicinity - Safety (316215A)	1,421	-	-	-	-	1,421
164	SR 164/196th Ave SE Vic. to 244th Ave SE (116407H)	529	2,538	-	-	-	3,067
164	SR 164/SE 368th Place & 158th Avenue SE (116404B)	744	490	-	-	-	1,234
164	SR 164/388th & SR 164/392nd Intersections (1164MUK)	120	-	-	-	-	120
165	SR 165/ SR 162 to 128th St (316510A)	285	800	-	-	-	1,085
167	NB Ramps to Ellingson Road (116700C)	180	137	-	-	-	317
167	SR 167/15th St SW to 84th Ave. S - Sc&Di (116703D)	68	-	-	-	-	68
167	SR 167/15th St.NW to 84th Ave S - HOV (116703C)	150	19	420	380	-	969
167	SR 167/84th Ave S. to S. Grady Way - HOV (116712A)	-	170	-	-	-	170
167	SR 167/Corridor Study (116700S)	115	-	-	-	-	115
167	SR 167/North Sumner New Interchange (316711A)	16,750	2,520	82	15	-	19,367
167	SR 167/SR 509 to I-5, New Freeway (316718A)	400	-	-	-	-	400
167	SR 167/SR 509 to SR 161, EIS (316712A)	1,761	-	-	-	-	1,761
169	SR 169/196th SE/Jones Rd to 140th Pl SE (116923A)	150	-	-	-	-	150
169	SR 169/Fifth Ave. SE - Noise Walls (116928F)	24	-	-	-	-	24
169	SR 169/Junction SE 400th Street - Signal (116903D)	151	17	17	-	-	185
169	SR 169/SE 288th St. Vic. - Safety (116911T)	847	1,105	-	-	-	1,952
195	US 195/Hatch Road to I-90 (619509A)	267	-	-	-	-	267
202	SR 202/244th Avenue NE Intersection (120214T)	209	220	-	-	-	429
202	SR 202/Fall City, Riverside Park Vic. (120219K)	82	-	-	-	-	82
202	SR 202/Jct 292nd Ave SE (120216S)	204	114	-	-	-	318
202	SR 202/SR 520 to Sahalee Way - Widening (120211M)	25,214	24,800	3,530	-	-	53,544
203	SR 202/NE Stillwater Hill to Kennedy Dr (120304A)	39	-	1	-	-	40
203	SR 203/Junction NE 77th Street (120310B)	130	-	-	-	-	130
203	SR 203/Morrison St. to NE 55th St. (120306A)	280	-	-	-	-	280
203	SR 203/NE 124Th/Novelty Rd Vic. (120311C)	104	-	-	-	-	104
205	I-205/Mill Plain SB Off Ramp Improvement (420504A)	75	431	-	-	-	506
205	I-205/Padden North Bound Off Ramp-Signal (420504S)	300	-	-	-	-	300
205	I-205/SR 500 to I-5 -Safety Improvements (420501S)	300	340	-	-	-	640
206	SR 206/SR 206 & Bruce Rd I/S Roundabout (620600F)	124	375	-	-	-	499
240	SR 240/I-182 to Richland Y - Add Lanes (524002F)	6,100	-	-	-	-	6,100
240	SR 240/Stevens Drive to I-182 (524002B)	52	-	-	-	-	52
243	SR 243/Wanapum Area - Left Turn Lanes (224301F)	255	-	-	-	-	255
243	SR 243/Wanapum North - Rebuild Roadway (224301E)	216	-	-	-	-	216
290	SR 290/Fancher Rd to Sullivan Rd-Widen (629000Q)	881	-	-	-	-	881
290	SR 290/Helena Street-Add Turn Lane (629000L)	696	-	-	-	-	696
291	SR 291/Nine Mile Rd Safety Improvements (629199B)	301	3,470	-	-	-	3,771
302	SR 302/Elgin-Clifton Road Intersection (330205A)	224	477	-	-	-	701
303	SR 303/Dawn Road Vic to SR 3 - Safety (330304A)	16	30	-	-	-	46
305	SR 305/Madison Ave Intersection-Signal (330518A)	344	277	-	-	-	621
305	SR 305/Poulsbo City Limits to Bond Road (330509A)	2,260	-	-	-	-	2,260

## 2003-05 Transportation Project List - Current Law All Fund Types

(Dollars in Thousands)

Rte	Project Description	2003-05	2005-07	2007-09	2009-11	2011-13	Total
<b>Improvement Projects (continued):</b>							
395	North Spokane Corridor (600000A)	260	-	-	-	-	260
395	NSC-Hawthorne Road to US 2 (600002A)	324	-	-	-	-	324
395	NSC-US 2 to Wandermere & US 2 Lowering (600003A)	210	-	-	-	-	210
395	US 395/Columbia R Br 395/545 Thrie Beam (639524C)	146	82	-	-	-	228
395	US 395/Deadman Crk Fish Barrier Retrofit (639514E)	1,032	-	-	-	-	1,032
395	US 395/Hillsboro Street Interchange (539503A)	2,637	928	-	-	-	3,565
395	US 395/N Spokane to Canada Corridor (639517J)	210	340	-	-	-	550
397	I-82 to SR 397 Intertie (539701M)	4,970	-	-	-	-	4,970
401	Cement Creek - Fish Barrier Removal (099918F)	1	-	-	-	-	1
405	I-405/Bellevue Direct Access (140541E)	8,630	1,590	-	-	-	10,220
405	I-405/Bothell to SWamp Creek I/C - HOV (140562B)	268	71	7	-	-	346
405	I-405/Coal Creek- Fish Passage (140539C)	9	-	-	-	-	9
405	I-405/Junction SR 167 - I/C Modification (140501G)	640	60	-	-	-	700
405	I-405/Tukwila to Lynnwood - T.A.A. (140501C)	3,900	54	-	-	-	3,954
410	SR 410/214th Ave E to 234th - Widening (341015A)	2,460	-	140	-	-	2,600
410	SR 410/Jefferson Ave - Safety (341019A)	249	-	-	-	-	249
500	SR 500/ Ward Rd to 162nd Ave - Stage 2 (450005A)	990	-	-	-	-	990
500	SR 500/124th Ave. - Safety Improvements (450000S)	566	860	-	-	-	1,426
500	SR 500/Thurston Way - Interchange (450000G)	573	-	-	-	-	573
500	SR 500/Ward Road to 162nd Ave-Widening (450093A)	891	-	-	-	-	891
500	SR 500/East Bound Off Ramp to Andresen Rd (450004B)	98	-	-	-	-	98
501	SR 501 Ramp Signals (450100A)	282	880	-	-	-	1,162
502	SR 502/10th Ave. to 72nd Ave. - Safety (450201A)	390	2,237	1,270	-	-	3,897
503	SR 503/ Gabriel Rd. Intersection (450306A)	278	296	-	-	-	574
503	SR 503/4th Plain/SR 500 Intersection (450305B)	154	23	740	-	-	917
507	SR 507/Old Military Rd - Safety (350726A)	105	465	-	-	-	570
507	SR 507/Roy Wye Rechannelization (350727A)	165	-	-	-	-	165
507	SR 507/Vic East Gate Rd to 208th St E (350728A)	669	9	1,319	-	-	1,997
509	SR 509/Corridor Design Analysis (150900A)	2,400	-	-	-	-	2,400
509	SR 509/Milwaukee Ave to Taylor Way (350906A)	13	1	-	-	-	14
509	SR 509/Port of Tacoma Road (350909B)	51	-	-	-	-	51
510	SR 510/I-5 to Martin Way - Widening (351011A)	450	-	-	-	-	450
510	SR 510/Martin Way to Pacific Avenue (351012A)	1,700	-	-	-	-	1,700
512	SR 512/EB Off-Ramp to Pacific Ave (351221A)	1,273	366	-	-	-	1,639
512	SR 512/Vic SR 7 to Vic SR 167 - Safety (351210A)	1,268	4,780	-	-	-	6,048
515	SR 515/SE 182nd St to SE 176th St Vic (151505B)	173	929	-	-	-	1,102
515	SR 515/SE 222nd Place to SE 217th Street (151502A)	721	-	-	-	-	721
516	SR 516/208th & 209th Ave. SE (151632D)	284	336	-	-	-	620
519	SR 519 Intermodal Access Project (151902A)	10,030	290	-	-	-	10,320
520	SR 520/104th Ave NE to 124th Ave NE I/C (152020B)	79	-	-	-	-	79
520	SR 520/124th Ave NE I/C to W Lk Samm.Pkw (152031A)	420	-	-	-	-	420
520	SR 520/SR 202 Interchange (152039D)	86	-	-	-	-	86
520	SR 520/Trans Lake Washington Study (152002A)	1,131	-	-	-	-	1,131
522	SR 522/83rd Place NE - Signal (152214A)	78	359	-	-	-	437
522	SR 522/I-5 to SR 405 Multi-Modal Project (152201C)	3,180	-	-	-	-	3,180
522	SR 522/NE 195th Street - Signal (152223A)	651	1,500	-	-	-	2,151
522	SR 522/Paradise Lake Rd to Snohomish R. (152234B)	21,730	6,330	-	-	-	28,060
522	SR 522/SR 9 to Paradise Lake Road (152232C)	220	-	-	-	-	220
524	SR 524/24th Ave SW to SR 527 - Widening (152410A)	75	-	-	-	-	75
525	SR 525/164th St. SW to SR 99 - Widening (152500C)	22	6	-	-	-	28
525	SR 525/Cameron Road to SR 20 - Safety (152530M)	587	15	-	-	-	602
525	SR 525/Junction SR 99 - New Interchange (152508A)	91	32	-	-	-	123
525	SR 525/SR 99 to SR 526 - Widening (152510C)	8,488	-	-	-	-	8,488

## 2003-05 Transportation Project List - Current Law All Fund Types

(Dollars in Thousands)

Rte	Project Description	2003-05	2005-07	2007-09	2009-11	2011-13	Total
<b>Improvement Projects (continued):</b>							
527	SR 527/164th St. SE to 132nd St. SE (152715A)	11,573	830	-	-	-	12,403
527	SR 527/186th Place SE - Signal (152712R)	116	774	-	-	-	890
530	SR 530/Arlington Heights Rd/Jordan Rd (153023H)	800	463	-	-	-	1,263
530	SR 530/Boulder Creek to Fortson Mill Rd (153036D)	44	-	-	-	-	44
530	SR 530/Jordan Road to 139th Ave NE (153024R)	508	335	-	-	-	843
530	SR 530/Lake Cavanaugh Rd. to Montague Cr (153032D)	170	-	-	-	-	170
530	SR 530/Montague Creek Br to Hazel Vic. (153033A)	65	-	-	-	-	65
531	SR 531/11th Ave. NE to 16th Dr. NE Vic. (153145A)	260	-	-	-	-	260
531	SR 531/33rd Ave Vic. to 43rd Ave NE (153151A)	361	174	-	-	-	535
531	SR 531/43rd Ave NE to 67th Ave NE (153160A)	92	-	-	-	-	92
532	SR 532/Junction 102nd Avenue NW (153203H)	737	6	-	-	-	743
532	SR 532/Terry's Corner Park & Ride Lot (153200D)	877	-	-	-	-	877
539	SR 539/Horton Road to Tenmile Road (153902B)	9,747	185	26,500	-	-	36,432
539	SR 539/Junction Kelly Road-Rechannelize (153902H)	54	33	-	-	-	87
539	SR 539/King Tut Rd & Bartlett Rd (153903R)	1,086	220	-	-	-	1,306
542	SR 542/Baptist Camp Creek (154229E)	30	-	-	-	-	30
542	SR 542/Hedrick Creek (154231H)	35	-	-	-	-	35
542	SR 542/High Creek - Fish Barrier Removal (154225F)	30	-	-	-	-	30
542	SR 542/Scenic Viewpnt to Excelsior Trail (154230R)	806	311	-	-	-	1,117
542	SR 542/Toad Creek - Fish Barrier Removal (154202T)	18	-	-	-	-	18
543	SR 543/I-5 to International Bndy. (154302E)	2,444	-	-	-	-	2,444
702	SR 702/40th Ave S./Allen Road - Safety (370202A)	55	440	142	-	-	637
705	I-705/21st St I/C to Portland Ave I/C (370505A)	755	1	-	1	-	757
900	SR 900/57th Ave S to S 129th St Vic (190010C)	260	-	-	-	-	260
900	SR 900/SE 78th St Vic. to I-90 Vic. (190098U)	5,500	-	-	-	-	5,500
904	SR 904/HES Safety Improvements (690401E)	228	-	-	-	-	228
998	Advance Prelim. Engineering Subprgm I2 (599905M)	30	-	-	-	-	30
998	Advance Prelim. Engineering -Subprog. I2 (199905M)	100	-	-	-	-	100
998	Advance Preliminary Engineering - Safety (399905M)	100	-	-	-	-	100
998	Developer Review (399964B)	850	850	850	850	850	4,250
998	Development Review (299964B)	230	233	233	233	233	1,162
998	Direct Project Support - I2 (295904J)	170	-	-	-	-	170
998	Direct Project Support Subprogram I-1 (095904T)	5,450	(3,450)	(3,450)	(3,450)	(3,450)	(8,350)
998	Direct Project Support Subprogram I-2 (095904J)	2,190	(1,410)	(1,410)	(1,410)	(1,410)	(3,450)
998	Direct Project Support Subprogram I-3 (095904K)	1,570	(1,030)	(1,030)	(1,030)	(1,030)	(2,550)
998	Direct Project Support Subprogram I-4 (095904L)	210	(140)	(140)	(140)	(140)	(350)
998	Direct Project Support-Subprogram I1 (595904I)	400	-	-	-	-	400
998	Eastern Region Developer Reviews (699964B)	540	540	540	540	540	2,700
998	Eastside Freeways Safety Improvements (100009Q)	1,460	42	-	-	-	1,502
998	Environmental Retrofit Project Reserve (099903I)	1,100	8,800	17,000	19,000	20,000	65,900
998	HOV Design & Construction Proj. Support (100005A)	180	-	-	-	-	180
998	Local Programs Scenic Byways Projects (099912D)	333	-	-	-	-	333
998	Major Impr Project Definition & Summary (399901J)	300	197	404	498	498	1,897
998	Northwest Region DPS - Subprogram I1 (195904T)	2,600	-	-	-	-	2,600
998	Northwest Region DPS - Subprogram I2 (195904J)	850	-	-	-	-	850
998	Northwest Region DPS - Subprogram I3 (195904K)	700	-	-	-	-	700
998	Northwest Region DPS - Subprogram I4 (195904L)	34	-	-	-	-	34
998	Olympic Region Accident Reduction (300095C)	274	-	-	-	-	274
998	Olympic Region Direct Project Support I1 (395904I)	640	-	-	-	-	640
998	Olympic Region Direct Project Support I2 (395904J)	200	-	-	-	-	200
998	Olympic Region Direct Project Support I4 (395904L)	18	-	-	-	-	18
998	Olympic Region Park & Ride Lots (395952A)	37	-	-	-	-	37
998	Park & Ride/Pool Lots - Oil Rebate Funds (099952A)	670	-	-	-	-	670
998	Private Development Review (199964B)	1,100	-	-	-	-	1,100

## 2003-05 Transportation Project List - Current Law All Fund Types

(Dollars in Thousands)

<b>Rte</b>	<b>Project Description</b>	<b>2003-05</b>	<b>2005-07</b>	<b>2007-09</b>	<b>2009-11</b>	<b>2011-13</b>	<b>Total</b>
<b>Improvement Projects (continued):</b>							
998	Project Definition & Summary - I2 (299901I)	650	650	650	650	650	3,250
998	Project Definition & Summary (499901I)	550	548	548	548	548	2,742
998	Project Definition & Summary (599901I)	850	350	350	350	350	2,250
998	Project Definition & Summary (699901I)	360	365	365	365	365	1,820
998	Project Definition Summary (199901I)	2,000	200	2,000	2,000	2,000	8,200
998	Project Definition Summary (199901J)	210	410	410	410	-	1,440
998	Project Definition Summary (199901L)	65	370	370	370	-	1,175
998	Regionwide Environmental Maintenance (200004P)	75	-	-	-	-	75
998	Rest Area Improvement Program (099915C)	160	160	160	160	160	800
998	Safety Project Definition & Summary (399901I)	840	840	840	840	840	4,200
998	Safety Rest Areas With Sanitary Disposal (099915D)	50	50	50	50	50	250
998	Scenic Byway Administration (099912F)	500	500	500	500	500	2,500
998	Scenic Byways Program (099912C)	188	-	-	-	-	188
998	Subprogram I1 Reserve (099943G)	1,200	5,200	83,000	155,000	156,000	400,400
998	WDFW Survey of DOT Fish Passage Barriers (099914E)	1,410	-	-	-	-	1,410
999	Direct Project Support Subprogram I2 (595904J)	160	-	-	-	-	160
999	Direct Project Support Subprogram I1 (495904T)	38	-	-	-	-	38
999	Direct Project Support SubProgram I2 (495904J)	170	-	-	-	-	170
999	Eastern Region Direct Project Support (695904J)	150	-	-	-	-	150
999	Eastern Region Direct Project Support (695904L)	120	-	-	-	-	120
999	Eastern Region Direct Project Support (695904T)	74	-	-	-	-	74
999	Safety-New Starts (099943H)	19	4,000	69,593	97,222	101,222	272,056
999	South Central Region Developer Reviews (599964B)	500	580	580	580	580	2,820
999	Subprogram I3 Reserve (099943I)	1	701	2,100	5,900	8,000	16,702
999	SW Region Developer Review (499964B)	420	420	420	420	420	2,100
<b>Improvement Projects Total</b>		<b>413,351</b>	<b>170,692</b>	<b>235,033</b>	<b>282,452</b>	<b>288,426</b>	<b>1,389,954</b>
<b>Tacoma Narrows Project:</b>							
016	SR 16/New Tacoma Narrows Bridge (301699A)	330,000	140,000	64,000	-	-	534,000
<b>Tacoma Narrows Project Total</b>		<b>330,000</b>	<b>140,000</b>	<b>64,000</b>	<b>-</b>	<b>-</b>	<b>534,000</b>
<b>Preservation Projects:</b>							
002	Bridge 2/107 Vicinity (100261S)	-	144	613	-	-	757
002	Index-Galena Rd Vicinity (100253K)	66	71	-	-	-	137
002	Mt Baker National Forest Vicinity (100256S)	-	108	427	-	-	535
002	SR 2/RR Undercrossing 2/45 Vicinity (100257S)	-	145	740	-	-	885
002	SR 2/Skykomish Vicinity (100263B)	-	107	289	-	-	396
002	Sunset Fall Slide (100254C)	-	212	2,190	-	-	2,402
002	US 2/1/4 Mile East of Anderson Creek Br. (100252F)	68	-	-	-	-	68
002	US 2/2.2 Miles West of Tye River (100274D)	375	31	-	-	-	406
002	US 2/97 Easy St. to Jct. SR 28 - Paving (200231B)	-	1,020	-	-	-	1,020
002	US 2/97 Jct SR 28 to Rocky Reach - Pave (200231C)	-	1,386	-	-	-	1,386
002	US 2/Anthracite Creek Br. - Scour Repair (100264A)	54	-	-	-	-	54
002	US 2/Barclay Creek Br. - Replace Bridge (100259D)	95	-	-	-	-	95
002	US 2/BNRR Bridge 2/516 Overcrossing Deck Rehab (600225D)	46	-	-	-	-	46
002	US 2/Br 522/150 Vic to Woods Crk Br 2/22 (100216A)	287	578	-	-	-	865
002	US 2/Bridges East of Dryden-Seismic Imp (200224B)	-	1,060	-	-	-	1,060
002	US 2/Cashmere-Aplets Way Br-Seismic Imp (200224D)	-	354	5	-	-	359
002	US 2/Coles Corner Vicinity - Paving (200207A)	1,697	-	-	-	-	1,697
002	US 2/Coulee City Area East - 2006 Seal (200255C)	12	528	-	-	-	540
002	US 2/EB Bridge W of Dryden-Seismic Imp (200224A)	-	196	18	-	-	214
002	US 2/Ebey Is. Viaduct & Ebey Sl. Br (100205C)	5	1,160	2,151	23,100	2,080	28,496
002	US 2/Fern Bluff Road Vicinity (100231S)	715	3,000	-	-	-	3,715
002	US 2/Houston Ave to Center Road - Paving (600229O)	1,961	1,280	-	-	-	3,241



## 2003-05 Transportation Project List - Current Law All Fund Types

(Dollars in Thousands)

<b>Rte</b>	<b>Project Description</b>	<b>2003-05</b>	<b>2005-07</b>	<b>2007-09</b>	<b>2009-11</b>	<b>2011-13</b>	<b>Total</b>
<b>Preservation Projects (continued):</b>							
002	US 2/I-5 to SR 204 - Paving (100210D)	1	-	-	-	-	1
002	US 2/Junction 179th Street SE (100223E)	16	9	-	-	-	25
002	US 2/Leavenworth Vicinity - Paving (200220N)	151	-	-	-	-	151
002	US 2/Money Creek Tunnel Vicinity (100260S)	1,233	105	-	-	-	1,338
002	US 2/Monitor - Ped Bridge - Seismic Imp (200224E)	-	190	2	-	-	192
002	US 2/Orondo to Moses Coulee - 2005 Seal (200261E)	357	555	-	-	-	912
002	US 2/Reardan Weigh Station Rehab (600226B)	11	-	-	-	-	11
002	US 2/Rocklyn Road to Davenport-Paving (600299B)	45	-	-	-	-	45
002	US 2/S. Fk Skykomish Rv. Br. to BNR Br. (100253A)	675	-	-	-	-	675
002	US 2/S. Fork Skykomish River Bridge (100253B)	2	360	-	-	-	362
002	US 2/Snoh. R. & Ebey Sl. Br. WB -Seismic (100206A)	35	3,273	-	-	-	3,308
002	US 2/Snomish River to SR 204 (100200B)	170	1	-	-	-	171
002	US 2/South of Orondo - Unstable Slopes (200240B)	96	-	-	-	-	96
002	US 2/Spokane River to Euclid Ave-Paving (600228E)	119	1,390	-	-	-	1,509
002	US 2/Stevens Pass East - Paving (200202C)	2,456	-	-	-	-	2,456
002	US 2/Stream Bridge Vicinity (100262A)	675	58	-	-	-	733
002	US 2/Vicinity Tye River Bridge (100280D)	679	-	-	-	-	679
002	US 2/West Stevens Pass - Unstable Slopes (200203W)	-	-	3,323	2,890	-	6,213
002	US 2/Woods Creek Bridge Vicinity (100228A)	658	2,770	-	-	-	3,428
003	SR 3/Bridges 3/116, 120, 126 - Seismic (300356A)	560	-	-	-	-	560
003	SR 3/Imperial Way to Sunnyslope - Paving (300352A)	62	682	-	-	-	744
003	SR 3/Thompson Rd to SR 104 - Paving (300353A)	2,247	-	-	-	-	2,247
004	SR 4 Slide Repair Km Mountain MP 23.8 (400401R)	800	-	-	-	-	800
004	SR 4/Skamokawa to I-5 Paving (400406A)	174	5,926	8,159	-	-	14,259
005	I 5/ 179th St to 319th St - Paving (400503P)	64	-	-	-	-	64
005	I-5 Sign Support Structure, NB MP 13.94 (400504S)	20	-	-	-	-	20
005	I-5/36th Street Vic. to SR 542 Vic. (100585P)	3,151	673	-	-	-	3,824
005	I-5/52nd Ave W to SR 526 -SB Paving (100535E)	188	3,711	13	-	-	3,912
005	I-5/52nd Ave W to SR 526-NB Paving (100535N)	50	596	3,310	-	-	3,956
005	I-5/7th & Cherry & 5th & Cherry (100521N)	138	839	-	-	-	977
005	I-5/Albro,Swift & Corgiat Intersections (100513R)	512	177	-	-	-	689
005	I-5/Bakerview Rd to Nooksack R Br 5/828W (100591Z)	155	1,751	740	-	-	2,646
005	I-5/Bellingham Bridges - Seismic (100585S)	144	4	-	-	-	148
005	I-5/Burlington Vicinity Bridges - Seismic (100574D)	-	520	560	-	-	1,080
005	I-5/Capital Blvd Bridge - Painter (300580B)	44	359	-	-	-	403
005	I-5/Convention Center Tunnel (100523Z)	96	54	27	1	-	178
005	I-5/County Line to Prairie Creek Bridge (300510C)	1,003	-	-	-	-	1,003
005	I-5/Custer Rest Area - Sewer Rehab. (100596I)	984	-	-	-	-	984
005	I-5/Dakota Creek Br. Vic. to SR 543 (100598B)	75	-	-	-	-	75
005	I-5/Dakota Creek Bridges - Bridge Repair (100597L)	860	-	-	-	-	860
005	I-5/East Fork Lewis River Bridge Repair (400506R)	-	259	-	-	-	259
005	I-5/Everett Vicinity Bridges - Seismic (100545S)	3	163	-	-	-	166
005	I-5/Ferndale to Blaine - Replace Fence (100597X)	165	-	-	-	-	165
005	I-5/I-205 to N. Fork Lewis River Bridge (400502P)	113	1,880	-	-	-	1,993
005	I-5/Interstate Bridge-Electrical Rehab. (400502Y)	3,530	-	-	-	-	3,530
005	I-5/James St. Vic. to Union St. Vic. (100521R)	2,558	-	-	-	-	2,558
005	I-5/James Street Ramp Terminals (100521G)	46	359	210	-	-	615
005	I-5/Klickitat Dr. - Deck Resurfacing (100505D)	10	-	-	-	-	10
005	I-5/Lakeview Viaduct Bridge 5/566 (100525I)	860	-	-	-	-	860
005	I-5/Maytown/Scatter Creek - Sewer Hookup (300582C)	92	2,648	-	-	-	2,740
005	I-5/Mcallister Cr. Culvert & Tide Gates (300507C)	199	-	-	-	-	199
005	I-5/NE 50th Street (100525S)	82	449	243	-	-	774
005	I-5/NE Northgate Way to NE 175th Street (100527J)	873	-	-	-	-	873
005	I-5/Nisqually River Br to Fort Lewis Rd (300508C)	2,672	-	-	-	-	2,672

## 2003-05 Transportation Project List - Current Law All Fund Types

(Dollars in Thousands)

<b>Rte</b>	<b>Project Description</b>	<b>2003-05</b>	<b>2005-07</b>	<b>2007-09</b>	<b>2009-11</b>	<b>2011-13</b>	<b>Total</b>
<b>Preservation Projects (continued):</b>							
005	I-5/Nooksack River Bridge - Painting (100595E)	21	644	-	-	-	665
005	I-5/North Seattle Bridges - Seismic (100525N)	2,042	4	-	-	-	2,046
005	I-5/Northgate Way to NE 175th Street (100527L)	596	-	-	-	-	596
005	I5/Puyallup R Rr OC-5/456W (300590B)	3,000	-	-	-	-	3,000
005	I-5/Ramps At Michigan/Corson/Albro/Swift (100516A)	998	353	-	-	-	1,351
005	I-5/S 188th St Interchange (100506B)	120	331	-	-	-	451
005	I-5/Skagit River Bridge - Painting (100568B)	594	-	-	-	-	594
005	I-5/Snohomish River Br. - Bridge Repair (100549A)	24	276	4	-	-	304
005	I-5/South Seattle Northbound Viaduct (100511J)	287	463	9,820	-	-	10,570
005	I-5/Spokane St Interchange (100518S)	79	1,060	2,640	-	-	3,779
005	I-5/Spokane Street I/C Bridges - Seismic (100518K)	4,620	-	-	-	-	4,620
005	I-5/Spring St/SB Onramp (100521I)	23	185	103	-	-	311
005	I-5/SR 526 to Lowell Road - NB&SB Paving (100544F)	243	3,560	-	-	-	3,803
005	I-5/SR 528 Interchange - Electrical (100551L)	33	-	-	-	-	33
005	I-5/SR 532 to Hill Ditch Bridge - PCCP (100558A)	199	5,740	187	-	-	6,126
005	I-5/SR 526 Interchange (100544S)	63	166	-	-	-	229
005	I-5/Stanwood-Bryant Vic.- Weigh Station (100552J)	47	-	-	-	-	47
005	I-5/Steamboat Slough Bridges 5/648E&W (100550V)	73	187	-	-	-	260
005	I-5/Stewart St/Eastlake Ave SB Off Ramp (100524N)	508	-	-	-	-	508
005	I-5/Toutle River Bridge-Structural Rehab (400599L)	2,694	-	-	-	-	2,694
005	I-5/Union St. to NE 103rd Vic. (100521S)	1,769	-	-	-	-	1,769
005	I-5/Vic 300th St NW & Starbird Rd (100555E)	2,321	-	-	-	-	2,321
005	I-5/Vic. Lakeway Drive - Replace Sign Br (100586S)	4	220	-	-	-	224
006	SR 6/S Fk Chehalis R Br to Chehalis R Br (400603P)	132	-	-	-	-	132
006	SR 6/So. Fork Chehalis River Bridge (400694B)	-	50	5,028	-	-	5,078
006	SR 6/Willapa River Bridge-Replacement (400694A)	-	54	2,900	-	-	2,954
006	SR 6/US 101 to Pe Ell - Paving (400605A)	2,431	4,160	-	-	-	6,591
007	SR 7/Elbe R/R Crossing to Alder (300726A)	174	3,356	-	-	-	3,530
007	SR 7/SR 512 to I-5 - Paving (300727A)	231	2,550	-	-	-	2,781
008	SR 8/Elma Rest Area (300801D)	277	-	-	-	-	277
008	SR 8/Mud Bay Bridges 8/104 N&S - Seismic (300813A)	-	353	89	-	-	442
009	SR 9/269th Pl NE to McMurray Shores Dr (100932D)	5	2	2	-	-	9
009	SR 9/Cherry St to Int'l Boundary-Paving (100959B)	106	139	-	-	-	245
009	SR 9/Getchell Road Bridge - Seismic (100923C)	-	116	39	-	-	155
009	SR 9/Lake Creek Bridge - Scour Repair (100933F)	2	2	2	-	-	6
009	SR 9/Lake Stevens Weigh Station (100917W)	1,265	940	-	-	-	2,205
009	SR 9/New Bunk Foss Rd Vic to SR 204 (100913E)	944	-	-	-	-	944
009	SR 9/North Fork Nooksack River Br. (100949C)	299	-	-	-	-	299
009	SR 9/Samish River Bridge 9/223 (100936C)	13	-	-	-	-	13
009	SR 9/Skagit River Bridge - Painting (100938S)	381	-	-	-	-	381
009	SR 9/SR 204 Vic to 60th St NE - Paving (100916B)	463	1,390	-	-	-	1,853
009	SR 9/SR 96 Vic. to SR 2 Vic. - Paving (100910D)	1,422	-	-	-	-	1,422
009	SR 9/Stillaguamish R Br to Lake Creek Br (100930E)	14	5	2	-	-	21
009	SR 9/Stillaguamish River (Haller Bridge) (100930D)	1,010	9	-	-	-	1,019
011	SR 11/Cook Rd to Colony Rd Vic - Paving (101100C)	444	1,100	-	-	-	1,544
011	SR 11/Cook Road to Colony Road Vic. (101100D)	228	-	-	-	-	228
011	SR 11/Highline Rd to Bellingham C.L. Vic (101113A)	244	-	-	-	-	244
011	SR 11/Iris Lane Vicinity to I-5 - Paving (101120A)	158	590	-	-	-	748
011	SR 11/Whatcom C.L. to Bellingham C.L. (101110B)	1,024	-	-	-	-	1,024
012	SR 12/Touchet River Bridge at Waitsburg (501212F)	13	91	-	-	-	104
012	US 12/2 Miles West of Yakima County Line (401203B)	84	-	-	-	-	84
012	US 12/3rd St Overcrossing - Seismic (301255A)	-	-	255	-	-	255

## 2003-05 Transportation Project List - Current Law All Fund Types

(Dollars in Thousands)

Rte	Project Description	2003-05	2005-07	2007-09	2009-11	2011-13	Total
<b>Preservation Projects (continued):</b>							
012	US 12/5 Miles West of Yakima County Line (401203A)	210	-	-	-	-	210
012	US 12/6 Miles West of Yakima County Line (401200F)	360	-	-	-	-	360
012	US 12/7 Miles West of Yakima County Line (401203C)	120	-	-	-	-	120
012	US 12/8 Miles West of Yakima County Line (401298D)	243	-	-	-	-	243
012	US 12/Aberdeen - Signal Upgrade (301284D)	138	-	-	-	-	138
012	US 12/Alpowa Summit East - Paving (501211U)	13	-	-	-	-	13
012	US 12/Alpowa Summit West - Paving (501211G)	9	-	-	-	-	9
012	US 12/Attalia Vic. to Up/NPRR-Paving (501212Y)	265	-	-	-	-	265
012	US 12/Bear Canyon Vic.-Unstable Slope (501212W)	32	812	-	-	-	844
012	US 12/Brady to Malone - Paving (301216A)	3,930	-	-	-	-	3,930
012	US 12/Bridge 12/114 - Seismic (301254A)	-	74	140	-	-	214
012	US 12/Columbia C/L to Pomeroy - Paving (501211F)	9	-	-	-	-	9
012	US 12/Dixie Vic. - Br. Replacement (501211K)	760	-	-	-	-	760
012	US 12/Dixie Vicinity-Paving (501212U)	915	-	-	-	-	915
012	US 12/Heron Street Bridge - Repair (301227F)	170	94	-	-	-	264
012	US 12/Lake Creek to Wildcat Creek-Paving (401204A)	6,450	101	-	-	-	6,551
012	US 12/Naches Vicinity-Paving (501212M)	43	1,427	-	-	-	1,470
012	US 12/Pomeroy Vicinity-Paving (501212K)	52	1,769	-	-	-	1,821
012	US 12/Snake Riv. Br. At Clarkston - Deck (501209K)	22	1,674	-	-	-	1,696
012	US 12/Snake River Bridge At Burbank W/B (501211J)	841	-	-	-	-	841
012	US 12/SR 261 to Garfield C/L - Paving (501211T)	7	-	-	-	-	7
012	US 12/SR 261 Vicinity-Unstable Slope (501212X)	36	562	-	-	-	598
012	US 12/Stember Creek Vicinity-Paving (501212N)	31	486	-	-	-	517
012	US 12/Tieton River East Crossing (501211P)	117	74	1,750	-	-	1,941
012	US 12/Tieton River Vic. - Unstable Slope (501209N)	6	424	-	-	-	430
012	US 12/Tieton River West Crossing (501211N)	100	43	2,250	-	-	2,393
012	US 12/Tucannon River to SR 261 - Paving (501211S)	4	-	-	-	-	4
012	US 12/Waitsburg Vic. - Paving (501212B)	982	-	-	-	-	982
012	US 12/Wallula Junction Vic. - Paving (501211E)	821	-	-	-	-	821
012	US 12/Wildcat Cr. to Windy Point-Paving (501212L)	481	-	-	-	-	481
012	US 12/Wishkah & Heron St Brs - Seismic (301227C)	863	425	-	-	-	1,288
014	SR 14 Sign Support Structure, MP 5.14 EB (401404S)	22	-	-	-	-	22
014	SR 14/0.6 Mi West of Franz Rd-Rockfall (401400I)	-	115	1,016	-	-	1,131
014	SR 14/1 Mile East of Cape Horn-Rockfall (401499E)	-	158	1,400	-	-	1,558
014	SR 14/1.4 Mi West of Franz Rd-Rockfall (401400H)	-	80	552	-	-	632
014	SR 14/2.2 Mi East of Bergen Rd-Rockfall (401402D)	27	211	-	-	-	238
014	SR 14/2.3 Mi East of Bergen Rd-Rockfall (401402E)	31	388	-	-	-	419
014	SR 14/2.8 Mi E of L White Salmon Riv Br (401401J)	59	226	-	-	-	285
014	SR 14/Blandford Drive to West Camas (401497B)	8	-	-	-	-	8
014	SR 14/Cape Horn Br Vic MP 25.4-Rockfall (401403A)	138	-	-	-	-	138
014	SR 14/Cape Horn Br Vic MP 25.5-Rockfall (401499K)	155	-	-	-	-	155
014	SR 14/Cape Horn Br Vic MP 25.6-Rockfall (401403B)	139	-	-	-	-	139
014	SR 14/US 97 to Benton County Line (401405A)	1,927	1,620	-	-	-	3,547
016	SR 16/Center St Off Ramp to Jackson Ave (301646B)	1,577	-	-	-	-	1,577
016	SR 16/Tacoma Narrows Bridge - Electrical (301622E)	79	386	1,620	-	-	2,085
017	SR 17/Jct. SR 174 to 8 Mi NW - 2006 Seal (201754E)	5	235	-	-	-	240
017	SR 17/Moses Lake North - 2004 Chip Seal (201733B)	1,113	-	-	-	-	1,113
017	SR 17/Soap Lake N-Drainage Improvements (201706A)	60	-	-	-	-	60
018	SR 18, Green River Bridge - Deck Rehab. (101811C)	106	-	-	-	-	106
018	SR 18/'C' St SW I/C to SE 304th St Br (101809B)	392	-	-	-	-	392
018	SR 18/'C' St. SW I/C to SE 304th St. Br. (101809A)	4,040	138	-	-	-	4,178
018	SR 18/Peasley Canyon Br. Vic. to SR 167 (101802D)	888	126	-	-	-	1,014
018	SR 18/Greenriver Vicinity (101810S)	-	452	2,970	-	-	3,422

## 2003-05 Transportation Project List - Current Law All Fund Types

(Dollars in Thousands)

<b>Rte</b>	<b>Project Description</b>	<b>2003-05</b>	<b>2005-07</b>	<b>2007-09</b>	<b>2009-11</b>	<b>2011-13</b>	<b>Total</b>
<b>Preservation Projects (continued):</b>							
020	SR 20/Concrete Vic. - Emergency Slide (102057S)	19	-	-	-	-	19
020	SR 20/Damnation Creek Br -Replace Bridge (102075P)	12	13	-	-	-	25
020	SR 20/Deception & Canoe Pass Bridges (102026I)	600	-	-	-	-	600
020	SR 20/Early Winters Cr Br - Seismic Imp (202007A)	-	167	2	-	-	169
020	SR 20/Gorge Creek Bridge - Painting (102082C)	314	-	-	-	-	314
020	SR 20/Gulch Bridge - Replace Bridge (102061W)	-	238	1,750	560	-	2,548
020	SR 20/Hoffman Rd to Frostad Rd - Paving (102021P)	301	128	-	-	-	429
020	SR 20/I-5 to N. Skagit St. - Paving (102044C)	650	-	-	-	-	650
020	SR 20/Metcalf Lake to Newport - BST (602041D)	416	-	-	-	-	416
020	SR 20/Metcalf Lake to Pend Oreille Mill (602041B)	13	3,528	-	-	-	3,541
020	SR 20/Okanogan Co Line to Graves Mtn Rd (602031B)	112	-	-	-	-	112
020	SR 20/Republic to Walker Hill Rd (602030C)	41	-	-	-	-	41
020	SR 20/Republic to Walker Hill Rd-Paving (602099A)	77	-	-	-	-	77
020	SR 20/Ruby Mountain to Metcalf Lake (602040C)	1,218	-	-	-	-	1,218
020	SR 20/Spruce Canyon Rd to Mill Creek Rd (602037E)	23	-	-	-	-	23
020	SR 20/SR 20 Spur to Swinomish Slough Br. (102033C)	314	1,730	-	-	-	2,044
020	SR 20/Swinomish Slough Br to SR 536 (102030E)	392	2,080	-	-	-	2,472
020	SR 20/Tiger to Ruby Mountain - Paving (602039D)	274	3,718	-	-	-	3,992
020	SR 20/Tonasket to 4.5 Miles E-2006 Seal (202041E)	4	119	-	-	-	123
020	SR 20/Wauconda Summit East - 2006 Seal (202053B)	5	236	-	-	-	241
020	SR 20/Deception Pass State Park Vic (102026S)	116	547	5	-	-	668
020	SR 20/Reservation Road Vic (102090S)	50	139	-	-	-	189
021	SR 21/Golden Harvest Crk-Replace Culvert (602115F)	152	-	-	-	-	152
021	SR 21/Jct SR 174 to Keller Ferry - BST (602109C)	244	-	-	-	-	244
021	SR 21/Jct SR 20 to Canada - BST (602116C)	843	-	-	-	-	843
021	SR 21/Keller Ferry to Jct SR 20 - BST (602110G)	1,106	-	-	-	-	1,106
021	SR 21/Lind to I-90 - BST (602102F)	335	-	-	-	-	335
021	SR 21/San Poil Br 21/311 Scour Repair (602113A)	83	-	-	-	-	83
021	SR 21/San Poil Br 21/312 Scour Repair (602113B)	83	-	-	-	-	83
021	SR 21/San Poil Br 21/322 Scour Repair (602114H)	83	-	-	-	-	83
021	SR 21/San Poil Br 21/323 Scour Repair (602114J)	83	-	-	-	-	83
022	SR 22/I-82 to Toppenish - Paving (502202A)	605	-	-	-	-	605
022	SR 22/Prosser Vicinity-Paving (502203D)	145	-	-	-	-	145
022	SR 22/Toppenish Vic. - Br. Deck (502202E)	130	-	-	-	-	130
023	SR 23/Lords Creek Rd to Jct SR 28 - BST (602305G)	271	-	-	-	-	271
024	SR 24/Columbia Riv to 19 Mi. E-2004 Seal (202401C)	480	-	-	-	-	480
024	SR 24/Fire Sta. to Taylor Ranch-Paving (502403M)	1,696	-	-	-	-	1,696
024	SR 24/SR 241 Vicinity-Paving (502403O)	328	-	-	-	-	328
025	SR 25/B Reinbold Rd to Spokane River-BST (602501I)	112	-	-	-	-	112
025	SR 25/Bossburg Road to Canada - Paving (602509G)	20	5,156	-	-	-	5,176
025	SR 25/Bossburg Road Vicinity - Safety (602509F)	29	-	-	-	-	29
025	SR 25/Gold Hill to Bossburg-Paving (602508D)	162	-	-	-	-	162
025	SR 25/US 395 to Gold Hill-Paving (602508L)	80	-	-	-	-	80
026	SR 26/Othello West - 2004 Chip Seal (202607A)	625	-	-	-	-	625
026	SR 26/Palouse River Br 26/285-Rail Retro (602613E)	15	-	-	-	-	15
026	SR 26/Union Flat Creek-Improve Drainage (602612D)	152	-	-	-	-	152
026	SR 26/Vantage Area to Royal City-Paving (202601D)	3,580	-	-	-	-	3,580
027	SR 27/Jct US 195 to Palouse-Albion Road (602700E)	249	3,115	-	-	-	3,364
027	SR 27/Palouse to Garfield - BST (602701G)	152	-	-	-	-	152
028	SR 28/Douglas Creek Bridge - Seismic Imp (202857B)	-	240	-	-	-	240
028	SR 28/E. Wenatchee to Rock Island - Pave (202801H)	-	2,000	-	-	-	2,000
028	SR 28/Harrington to Davenport - Paving (602811G)	3,310	-	-	-	-	3,310

## 2003-05 Transportation Project List - Current Law All Fund Types

(Dollars in Thousands)

Rte	Project Description	2003-05	2005-07	2007-09	2009-11	2011-13	Total
<b>Preservation Projects (continued):</b>							
028	SR 28/Rock Island - Weigh Station (202802F)	199	-	-	-	-	199
028	SR 28/Rock Island Dam - Unstable Slopes (202819A)	3,460	-	-	-	-	3,460
028	SR 28/Rock Island to Crescent Bar - Pave (202801I)	97	1,522	-	-	-	1,619
028	SR 28/Soap Lake East - 2004 Chip Seal (202841B)	683	-	-	-	-	683
031	SR 31/Pend Oreille River Br 31/36 Repair (603101E)	6	732	-	-	-	738
031	SR 31/Slate Creek Br 31/042 Deck Rehab (603102A)	9	267	-	-	-	276
031	SR 31/Tiger to Pend Oreille River Br-BST (603100B)	281	-	-	-	-	281
082	I-82/Coffin Road Vicinity-Paving (508206K)	511	-	-	-	-	511
082	I-82/Military Road OC 82/20N-Deck (508206M)	51	360	-	-	-	411
082	I-82/Prosser Vic. - Weigh Station (508206G)	2,650	-	-	-	-	2,650
082	I-82/Prosser Vicinity-Paving (508206L)	827	-	-	-	-	827
090	I-90/Oaks Avenue Interchange-Paving (509009T)	36	266	-	-	-	302
090	I-90/Adams County Line to Spokane County (609023H)	6,330	-	-	-	-	6,330
090	I-90/Argonne Rd I/C Electrical Systems (609048H)	245	287	-	-	-	532
090	I-90/Bellevue City Limits Vicinity (109054U)	58	63	-	-	-	121
090	I-90/Bullfrog Interchange-Paving (509009U)	43	322	-	-	-	365
090	I-90/Denny Creek I/C-Paving (509009P)	53	378	-	-	-	431
090	I-90/East Channel Bridge 90/40N (109046H)	35	189	-	-	-	224
090	I-90/East Channel Bridges (109046G)	22	927	-	-	-	949
090	I-90/East Cle Elum Ramp-Paving (509009L)	290	-	-	-	-	290
090	I-90/East Easton Interchange-Paving (509009Q)	48	311	-	-	-	359
090	I-90/Eastbound I-90 Bridge at I-5 (109001M)	100	-	-	-	-	100
090	I-90/Eastgate I/C to 436th Ave SE I/C (109052B)	4,939	1,880	-	-	-	6,819
090	I-90/Eastgate Vicinity Bridges - Seismic (109051P)	-	237	199	-	-	436
090	I-90/Edgewick Road I/C-Paving (509009M)	56	367	-	-	-	423
090	I-90/George Vicinity East - Paving (209001M)	1,181	4,410	-	-	-	5,591
090	I-90/Gold Creek to Easton Hill-Paving (509009R)	1,938	-	-	-	-	1,938
090	I-90/Homestead Valley Road I/C-Paving (509009N)	57	222	-	-	-	279
090	I-90/I-405 Vicinity Bridges - Seismic (109051N)	3,573	-	-	-	-	3,573
090	I-90/Indian John Hill - PCCP Replacement (509008E)	15	-	-	-	-	15
090	I-90/Indian John Hill Rest Area (509005E)	2,040	-	-	-	-	2,040
090	I-90/Lincoln County Line to Salnave Road (609025E)	3,007	1,110	-	-	-	4,117
090	I-90/Moses Lake East - 2004 Chip Seal (209023C)	88	-	-	-	-	88
090	I-90/Moses Lake West - Paving (209002D)	4,003	-	-	-	-	4,003
090	I-90/Northbend Vicinity (109078S)	143	740	-	-	-	883
090	I-90/Northbend Vicinity (109078T)	121	755	-	-	-	876
090	I-90/Olallie Creek Vic.-Unstable Slope (509009W)	154	710	-	-	-	864
090	I-90/Ryegrass Summit to Vantage-Paving (509009V)	530	-	-	-	-	530
090	I-90/Salnave Road to Geiger Road-Paving (609026E)	3,530	-	-	-	-	3,530
090	I-90/Seattle to Mercer Island - Vax Repl (109010W)	2,127	795	-	-	-	2,922
090	I-90/Seattle to Mercer Island (109010V)	112	-	-	-	-	112
090	I-90/Sprague Lake Rest Area Sewer Rehab (609042C)	285	176	-	-	-	461
090	I-90/Sullivan Road to Idaho- Paving (609049C)	3,464	-	-	-	-	3,464
090	I-90/Tinkham Rd. to Ellensburg-Sign Str. (509009G)	39	395	-	-	-	434
090	I-90/Tinkham Road I/C-Paving (509009O)	65	423	-	-	-	488
090	I-90/Tokio to Lincoln County Line-Paving (609099C)	2,234	-	-	-	-	2,234
090	I-90/Vicinity Lake Sammamish Parkway (109055S)	1,540	154	-	-	-	1,694
090	I-90/West Cle Elum Interchange-Paving (509009S)	32	234	-	-	-	266
090	I-90/Yakima River Br. 90/132S-Deck (509009E)	63	330	-	-	-	393
090	Snoqualmie Pass Pavement Design Project (509007X)	1,540	-	-	-	-	1,540
096	SR 96/132nd St SE to 125th St SE -Paving (109601A)	261	-	-	-	-	261
097	US 97/Blewett Pass South - Paving (209701P)	2,656	-	-	-	-	2,656
097	US 97/Brewster North - Paving (209701V)	820	126	-	-	-	946

## 2003-05 Transportation Project List - Current Law All Fund Types

(Dollars in Thousands)

Rte	Project Description	2003-05	2005-07	2007-09	2009-11	2011-13	Total
<b>Preservation Projects (continued):</b>							
097	US 97/Canal Bridge to SR 22 - Paving (509704C)	463	-	-	-	-	463
097	US 97/Chelan Falls S. - Unstable Slope (209701K)	105	-	-	-	-	105
097	US 97/Chelan Falls South - Paving (209742D)	1,160	-	-	-	-	1,160
097	US 97/Dry Creek Bridge Vic. - Paving (509704B)	290	-	-	-	-	290
097	US 97/Ellensburg to Virden-Paving (509704E)	2,120	-	-	-	-	2,120
097	US 97/Klickitat C/L to Satus Creek (509704D)	730	-	-	-	-	730
097	US 97/Orondo North - Unstable Slope (209701J)	-	414	404	-	-	818
097	US 97/Pateros - Seismic Retrofit (209751E)	6	67	-	-	-	73
097	US 97/Pateros-Storm Drainage Improvement (209701R)	83	-	-	-	-	83
097	US 97/Satus Creek Br. 97/106 Vic.-Paving (509704K)	75	-	-	-	-	75
097	US 97/Satus Creek Bridge 97/106 - Paving (509702N)	90	50	1,585	-	-	1,725
097	US 97/Satus Creek Bridge at MP 46 (509703L)	43	77	1,463	-	-	1,583
097	US 97/Tonasket South - Paving (209701U)	197	4,885	-	-	-	5,082
097	US 97/Tonasket to 11.75 Mi. N-2006 Seal (209774B)	7	329	-	-	-	336
097	US 97/Toppenish Creek Bridge at MP 57 (509703A)	106	-	-	-	-	106
097	US 97/Toppenish to Wapato - Drainage (509704I)	421	-	-	-	-	421
097	US 97/Toppenish to Wapato - Drainage (509704J)	105	-	-	-	-	105
097	US 97A/Entiat to North Chelan - Paving (209709C)	1,025	1,726	-	-	-	2,751
097	US 97A/Jct US 2/97 North - Paving (209709A)	-	830	-	-	-	830
097	US 97A/S of Chelan-Tunnel Lining Stage 2 (209709J)	100	-	-	-	-	100
097	US 97A/Wenatchee North - Paving (209709B)	2,684	-	-	48	-	2,732
097	US 97A/Wenatchee North - Unstable Slopes (209720C)	414	-	-	-	-	414
099	First Avenue South Bridge - 99/530W (109926U)	1,447	-	-	-	-	1,447
099	SR 99/1St Ave S Bridge - Painting (109928F)	1,500	-	-	-	-	1,500
099	SR 99/Alaskan Way Viaduct 99/540 (109936J)	700	-	-	-	-	700
099	SR 99/George Washington Bridge - Seismic (109946A)	6,100	188	-	-	-	6,288
099	SR 99/George Washington Bridge -Painting (109947B)	90	2,037	400	-	-	2,527
099	SR 99/Pierce Co. Line to S. 325th Street (109907A)	1,160	-	-	-	-	1,160
099	SR 99/S 170th St. to W Marginal Way SW (109913C)	280	-	-	-	-	280
099	SR 99/S 216th St. to S 208th St.- Paving (109910P)	342	-	-	-	-	342
099	SR 99/S. 252nd Street to SR 516 - Paving (109908P)	939	-	-	-	-	939
099	SR 99/S. 310th St. to S. 252nd St. (109907P)	770	-	-	-	-	770
099	SR 99/S. 325th St. to S. 310th St. (109907H)	1,000	-	-	-	-	1,000
099	SR 99/Spokane St Br to Alaskan Way Viad. (109936G)	38	1,379	-	-	-	1,417
099	SR 99/Spokane Street Overcross - Seismic (109924C)	1,693	94	-	-	-	1,787
099	SR 99/SR 516 to S. 216th Street - Paving (109909P)	764	-	-	-	-	764
099	SR 99/14th St Interchange (109923A)	161	1,132	800	-	-	2,093
101	SR 101/Kitchen-Dick Rd to Dungeness Riv (310157A)	1,693	-	-	-	-	1,693
101	SR 101/Mt Walker to Brinnon Lane -Pave (310148C)	1,582	-	-	-	-	1,582
101	SR 101/Sitkum-Sol Duc Rd to Bear Creek Rd (310196B)	3,477	-	-	-	-	3,477
101	US 101/Aberdeen - Signal Upgrade (310184D)	682	-	-	-	-	682
101	US 101/Bone River Bridge-Replacement (410194A)	-	56	5,008	-	-	5,064
101	US 101/Chehalis River Bridge - Seismic (310180F)	1,250	-	-	-	-	1,250
101	US 101/Delphi Rd Undercrossing - Seismic (310120C)	286	-	-	-	-	286
101	US 101/Doyle St to Front St - Paving (310137B)	231	-	-	-	-	231
101	US 101/Golf Course Rd to Lincoln St (310199B)	16	680	-	-	-	696
101	US 101/Hoh River Erosion (310141C)	485	-	-	-	-	485
101	US 101/Hoquiam Riv Brs- Mechanical (310117D)	369	5,736	1,620	-	-	7,725
101	US 101/Hoquiam River Bridges - Seismic (310117C)	890	-	-	-	-	890
101	US 101/Humtuplups River Bridge 101/150 (310129C)	30	121	-	-	-	151
101	US 101/Leland Creek Flooding Stage Three (310113G)	53	-	-	-	-	53
101	US 101/Middle Nemah River Bridge (410104A)	-	237	879	-	-	1,116
101	US 101/Morse Creek to Watkins Rd -Paving (310102C)	647	-	-	-	-	647

## 2003-05 Transportation Project List - Current Law All Fund Types

(Dollars in Thousands)

<b>Rte</b>	<b>Project Description</b>	<b>2003-05</b>	<b>2005-07</b>	<b>2007-09</b>	<b>2009-11</b>	<b>2011-13</b>	<b>Total</b>
<b>Preservation Projects (continued):</b>							
101	US 101/Nolan Creek Bridge 101/214 (310182C)	4,400	-	-	-	-	4,400
101	US 101/Olympic National Park to Indian Cr (310154B)	1,067	-	-	-	-	1,067
101	US 101/Pacific Co Line to Vic Lund Road (310194B)	157	2,190	-	-	-	2,347
101	US 101/S Fork Boulder Creek Br 101/157 (310163B)	1,630	-	-	-	-	1,630
101	US 101/SR 104 to Quilcene River - Pave (310184B)	2,537	-	-	-	-	2,537
101	US 101/SR 106 to SR 108 - Paving (310105C)	139	2,907	-	-	-	3,046
101	US 101/W Fork Hoquiam Riv Bridge 101/142 (310134A)	1	1,060	-	-	-	1,061
101	US 101/W Fork Hoquiam Riv Bridge 101/145 (310134B)	27	960	-	-	-	987
101	US 101/ Astoria Bridge to SR 4- Paving (410106A)	47	4,577	-	-	-	4,624
101	US 101/SR 6 to Grays Harbor County Line (410105A)	-	177	2,070	-	-	2,247
103	SR 103/Jct US 101 to Stackpole Rd-Paving (410303A)	964	156	2,335	-	-	3,455
104	SR 104/244th St SW to 22nd Ave - Paving (110407F)	196	1,620	-	-	-	1,816
104	SR 104/Hood Canal 104/5.1 Cables (310431B)	162	-	-	-	-	162
104	SR 104/Hood Canal Bridge East Half (310407B)	201,360	50,010	3,040	-	-	254,410
105	SR 105/North Cove Vicinity (410595A)	3,257	-	-	-	-	3,257
105	SR 105/Pacific Co Line to Bonge Avenue (310511A)	1,409	-	-	-	-	1,409
105	SR 105/US 101 to County Line Rd.- Paving (410505A)	613	1,850	-	-	-	2,463
107	SR 107/Chehalis River Bridge 107/4 (310710A)	64	527	-	-	-	591
107	SR 107/Chehalis River to SR 12 - Paving (310702A)	-	772	-	-	-	772
107	SR 107/Slough Bridges 107/5 & 107/6 (310708A)	5,100	2,170	36	-	-	7,306
107	SR 107/SR 101 to Chehalis River - Paving (310706A)	913	1,218	-	-	-	2,131
109	SR 109/Copalis Beach to Roosevelt Beach (310918A)	8	3,646	-	-	-	3,654
112	SR 112/Jim Creek - Culvert Repair (311220E)	497	-	-	-	-	497
112	SR 112/Makah Reservation to Hoko River (311218A)	1,850	-	-	-	-	1,850
121	SR 121/Maytown I/C to 93rd Ave. I/C (312102A)	2,109	-	-	-	-	2,109
123	SR 123/Jct US 12 to Pierce County Line (412304A)	413	23	-	-	-	436
124	SR 124/Coppei Creek to SR 12 - Paving (512403B)	254	-	-	-	-	254
124	SR 124/Mcfeely Rd. to Coppei Cr.-Paving (512403F)	3,137	-	-	-	-	3,137
125	SR 125/Military Road to SR 12 - Paving (512502A)	1,620	-	-	-	-	1,620
127	SR 127/Central Ferry to Church Hill Road (612701K)	1,634	-	-	-	-	1,634
129	SR 129/Clarkston Vicinity - Paving (512902D)	511	-	-	-	-	511
131	SR 131/Woods Creek Road to US 12 (413104A)	557	26	-	-	-	583
141	SR 141/Loop Rd to Carr Rd Including Spur (414100A)	980	-	-	-	-	980
142	SR 142/Lyle to Goldendale-Paving (414200B)	487	-	-	-	-	487
153	SR 153/Methow Riv Bridges Repair-Stage 2 (215301C)	-	197	2,090	88	-	2,375
153	SR 153/Methow Rv Br Decks Repair-Stage 1 (215301B)	41	648	-	-	-	689
153	SR 153/Methow Rv Br Rail Repairs-Stage 1 (215301D)	41	624	-	-	-	665
155	SR 155/25 Mi S to Grand Coulee-2006 Seal (215503A)	15	715	-	-	-	730
155	SR 155/Omak East - 2005 Seal (215544A)	143	231	-	-	-	374
161	SR 161/176th St to SR 512 - Paving (316123A)	3,504	-	-	-	-	3,504
161	SR 161/255th St East to 176th St East (316128A)	3,099	-	-	-	-	3,099
161	SR 161/Vic Clear Lake So to 255th St E (316121A)	2,842	-	-	-	-	2,842
162	SR 162/Voights Creek Bridge 162/11 (316207A)	880	-	-	-	-	880
164	SR 164/SE 436th St to High Point St (116407B)	217	760	-	-	-	977
165	SR 165/Carbon Rv Br Vic Crib Wall Repair (316509A)	162	-	-	-	-	162
166	SR 166/Port Orchard Vicinity Slide (316601A)	9	-	-	-	-	9
166	SR 166/Ross Point Slide (316605A)	3,990	73	-	-	-	4,063
167	SR 167/Garrison & Springbrook Creeks (116714D)	990	-	-	-	-	990
167	SR 167/N Meridian to King County Line (316722A)	3,240	-	-	-	-	3,240
167	SR 167/Sumner Vic Portable Weigh Station (316706B)	19	-	-	-	-	19
167	SR 167/Vicinity Br 167/125E (116709D)	311	-	-	-	-	311
169	SR 169/264th Ave SE to Green River Br. (116904F)	741	-	-	-	-	741
169	SR 169/Green River Br. Vic. to SR 516 (116906C)	338	2,430	-	-	-	2,768
169	SR 169/Newaukum Creek Br to 264th Ave SE (116902B)	528	-	-	-	-	528

## 2003-05 Transportation Project List - Current Law All Fund Types

(Dollars in Thousands)

Rte	Project Description	2003-05	2005-07	2007-09	2009-11	2011-13	Total
<b>Preservation Projects (continued):</b>							
169	SR 169/196th Ave SE Vicinity (116923U)	78	208	-	-	-	286
169	SR 169/SE Bain Rd Vicinity (116918D)	47	51	-	-	-	98
169	SR 169/SE Jones Rd Vicinity (116923S)	79	174	-	-	-	253
169	SR 169/Witte Rd SE Vicinity (116918C)	95	510	-	-	-	605
170	SR 170/Warden West - 2004 Chip Seal (217005A)	114	-	-	-	-	114
172	SR 172/Withrow Vic. - 2005 Seal (217202B)	167	266	-	-	-	433
173	SR 173/Brewster - Columbia River Br Deck (217304C)	325	-	-	-	-	325
174	SR 174/Grant Co Line to Jct SR 21 - BST(617402E)	345	-	-	-	-	345
174	SR 174/SR 17 to Grand Coulee - 2006 Seal (217400A)	13	611	-	-	-	624
181	SR 181/SR 516 to I-405 - Paving (118106P)	112	-	-	-	-	112
195	US 195/Cornwall Rd to Excelsior Dr-PCCP (619508D)	1,851	-	-	-	-	1,851
195	US 195/Jct SR 271 to Vic Plaza Rd-Paving (619506E)	44	2,221	-	-	-	2,265
197	SR 197/Columbia River to SR 14-Paving (419701A)	152	-	-	-	-	152
202	SR 202/154th Pl NE Vic to Gilman Street (120204A)	921	-	-	-	-	921
202	SR 202/224th Ave NR Vic. to 308th Ave SE (120213C)	49	23	72	-	32	176
202	SR 202/Patterson Creek (120214C)	93	312	-	-	-	405
202	SR 202/Sammamish River Bridges - Scour (120200S)	151	-	-	-	-	151
202	SR 202/SR 522 to Sammamish River Bridge (120201F)	231	703	-	-	-	934
202	SR 202/Tokul Cr Vic to Snoqualmie R Br (120225A)	181	289	-	-	-	470
202	SR 202/Tokul Creek Vicinity (120222S)	524	17	-	-	-	541
202	SR 202/Vic. SE 8th St. to 300th Ave. (120215S)	110	-	-	-	-	110
202	SR 203/Evans Creek Slough to SR 203 (120213B)	307	2	4	-	2	315
202	SR 202/335th Pl SE to Preston-Fall City R (120219M)	102	-	-	-	-	102
203	SR 203/NE Big Rock Road to Slough Br Vic (120312A)	193	497	-	-	-	690
203	SR 203/Skykomish River Bridge - Scour (120317C)	106	-	-	-	-	106
203	SR 203/NE Cherry Valley Road Vic (120315D)	23	122	930	-	-	1,075
203	SR 203/Vicinity 268th Ave NE (120311S)	985	1,610	-	-	-	2,595
203	SR 203/Woodinville-Duvall Road (120306W)	105	359	-	-	-	464
204	SR 204/US 2 to SR 9 - Paving (120400C)	306	804	-	-	-	1,110
205	I-205/SR 500 to I-5-Dowel Bar Retrofit (420501P)	2,219	3,800	-	-	-	6,019
205	I-205/Vancouver Sign Support Structures (420502A)	133	-	-	-	-	133
206	SR 206/Bruce Rd to Mt Spokane Park - BST (620600E)	764	-	-	-	-	764
223	SR 223/Granger Vicinity-Paving (522302A)	110	-	-	-	-	110
225	SR 225/Benton City Vicinity-Paving (522502B)	558	-	-	-	-	558
231	2003-05 Region BST Safety Restoration (623104C)	996	-	-	-	-	996
240	SR 240/Yakima River Bridge at Richland (524003A)	14,961	-	-	-	-	14,961
241	SR 241/Sunnyside to SR 24-Paving (524102C)	581	-	-	-	-	581
243	SR 243/Mattawa Vic - 2004 Chip Seal (224301G)	721	-	-	-	-	721
261	SR 261/Lyon's Ferry Vicinity-Paving (526102A)	204	-	-	-	-	204
261	SR 261/Sutton Rd to I-90 - BST (626104E)	402	-	-	-	-	402
262	SR 262/Potholes Reservoir Area-2005 Seal (226201C)	256	404	-	-	-	660
283	SR 283/George Vic. North - 2005 Seal (228305A)	180	289	-	-	-	469
285	SR 285 Co/City of Wenatchee - Paving (228501I)	9	847	-	-	-	856
285	SR 285/City of Wenatchee - Paving (228501D)	108	2,276	-	-	-	2,384
290	SR 290/Division St to Riverpoint Blvd (629000I)	26	251	-	-	-	277
290	SR 290/Spokane River Bridge 290/5 Repair (629000T)	212	-	-	-	-	212
290	SR 290/Trent Avenue Br 290/4 Replacement (629000E)	2,538	-	-	-	-	2,538
291	SR 291/Spokane Co Line to Wylie Dr (629101F)	563	-	-	-	-	563
291	SR 291/Wylie Drive to Jct SR 231 - BST (629101D)	402	-	-	-	-	402
302	SR 302/SR 3 to Elgin-Clifton Rd - Paving (330201A)	112	3,167	-	-	-	3,279
302	SR 302/Victor Slide (330206A)	1,226	-	-	-	-	1,226
303	SR 303/Manette Bridge 303/4 (330311A)	238	488	22,411	2,130	-	25,267
303	SR 303/Port Washington Bridge 303/012 (330315A)	960	-	-	-	-	960
305	SR 305/Seabold Rd to Noll Road - Paving (330516A)	20	1,136	-	-	-	1,156



## 2003-05 Transportation Project List - Current Law All Fund Types

(Dollars in Thousands)

Rte	Project Description	2003-05	2005-07	2007-09	2009-11	2011-13	Total
<b>Preservation Projects (continued):</b>							
308	SR 308/SR 3 to Naval Reservation Boundary (330801A)	1,469	-	-	-	-	1,469
395	US 395/Boyds to Canada - Bst (639524J)	416	-	-	-	-	416
395	US 395/Colville to Columbia River-Paving (639599C)	1,511	1,030	-	-	-	2,541
395	US 395/Crest Loch Rd. to East Elm Rd. (539503D)	580	-	-	-	-	580
395	US 395/Foster Wells Rd. to Crest Loch Rd (539504C)	556	-	-	-	-	556
395	US 395/Immel Road to Arden-Paving (639521A)	2,200	-	-	-	-	2,200
395	US 395/Pasco Vicinity-Paving (539504G)	31	556	-	-	-	587
395	US 395/Unstable Slope At Eltopia MP 39.5 (539502O)	232	-	-	-	-	232
397	SR 397/Columbia River to Oregon Street (539702A)	47	-	-	-	-	47
405	I-405/NE 160th St Vicinity (140559S)	166	1,072	-	-	-	1,238
405	I-405/NE 44th St Vicinity (140517S)	38	57	-	-	-	95
405	I-405/Renton to Kirkland Brgs. - Seismic (140550A)	-	148	160	-	-	308
405	I-405/SR 520 I/C Vicinity (140550D)	46	232	-	-	-	278
409	SR 409/Ferry Dock to SR 4 -Paving (440906A)	761	-	-	-	-	761
409	SR 409 Julia Butler Hansen Br. Deck Rehab (440902A)	-	420	-	-	-	420
410	SR 410/2.8 Miles West of Twin Creek (141024A)	189	590	-	-	-	779
410	SR 410/214th to Mundy Loss Rd - Paving (341009A)	532	1,117	-	-	-	1,649
410	SR 410/Cliffdale Vicinity-Paving (541003F)	202	-	-	-	-	202
410	SR 410/Crystal Mnt. Blvd to Chinook Pass (141040F)	785	1,510	-	-	-	2,295
410	SR 410/NWR Line to Bumping Riv.-Paving (541003D)	759	-	-	-	-	759
410	SR 410/Rock Creek Rd. to Nile Rd.-Paving (541003G)	201	-	-	-	-	201
410	SR 410/Sawmill Flat Vicinity-Paving (541003E)	90	-	-	-	-	90
410	SR 410/Slippery Creek Br to Greenwater (141021D)	340	-	-	-	-	340
410	SR 410/SR 164 to 288th Ave SE - Paving (141010C)	380	-	-	-	-	380
410	SR 410/Weyerhauser Rd to Scatter Crk Br (141012B)	487	-	-	-	-	487
433	SR 433/Lewis & Clark Br-Deck Replacement (443387A)	17,200	-	-	-	-	17,200
433	SR 433/Lewis & Clark Br-Seismic Retrofit (443302B)	52	-	-	-	-	52
433	SR 433/Lewis & Clark Bridge-Nav Lights (443302C)	378	-	-	-	-	378
433	SR 433/Lewis & Clark Bridge-Painter (443399A)	2,060	9,630	4,340	-	-	16,030
502	SR 502/I-5 to Battle Ground - Paving (450204A)	1,354	-	-	-	-	1,354
503	SR 503 Spur/Power Canal Washout Repair (450302R)	560	-	-	-	-	560
503	SR 503/Rock Creek Rd to Ham Rd-Paving (450301B)	2,393	-	-	-	-	2,393
503	SR 503 Spur/Dry Creek Bridge Replacement (450304B)	140	1,010	-	-	-	1,150
503	SR 503/Ham Road to I-5-Paving (450305A)	452	4,620	-	-	-	5,072
504	SR 504/Castle Rock to Toutle River Br (450403A)	3,147	-	-	-	-	3,147
505	SR 505/Winlock to SR 504-Paving (450503A)	2,639	-	-	-	-	2,639
506	SR 506/Lacamas Creek Bridge-Replacement (450607A)	-	540	3,504	-	-	4,044
507	SR 507/I-5 to Lewis County Line-Paving (450701A)	660	-	-	-	-	660
507	SR 507/Nisqually River Bridge - Scour (350703A)	386	-	-	-	-	386
507	SR 507/Roy to SR 7 - Paving (350724A)	163	1,970	-	-	-	2,133
508	SR 508/Alder Creek Bridge-Replacement (450804A)	-	53	1,269	-	-	1,322
508	SR 508/Creek Bridge 508/25-Replacement (450807A)	-	119	361	-	-	480
508	SR 508/Creek Bridge 508/26-Replacement (450807B)	-	119	361	-	-	480
508	SR 508/I-5 to SR 7-Paving (450801A)	396	-	-	-	-	396
509	SR 509/11th Street to Brown's Point (350910A)	30	670	-	-	-	700
509	SR 509/28th St to 11th St - Paving (350907A)	500	-	-	-	-	500
509	SR 509/City Waterway Bridge 509/5 (350904A)	-	5,900	79	-	-	5,979
509	SR 509/S. Normandy Rd. to S. 160th St. (150918C)	1,280	-	-	-	-	1,280
509	SR 509/Slayden Road to King Co Line (150905B)	226	659	-	-	-	885
509	SR 509/SW Normandy Rd to S Normandy Wye (150916A)	43	684	-	-	-	727
512	SR 512/I-5 to SR 7 - Paving (351210B)	312	128	-	-	-	440
515	SR 515/S. 15th Street to SR 900 - Paving (151509B)	406	-	-	-	-	406
515	SR 515/SE 192nd St to Benson Rd - Paving (151505A)	40	872	-	-	-	912
516	SR 516/I-5 to N. Central Ave. - Paving (151609A)	294	2,445	-	-	-	2,739

## 2003-05 Transportation Project List - Current Law All Fund Types

(Dollars in Thousands)

Rte	Project Description	2003-05	2005-07	2007-09	2009-11	2011-13	Total
<b>Preservation Projects (continued):</b>							
518	SR 518/42nd Ave S to 51st Ave S (151806D)	71	197	-	-	-	268
520	SR 520/10th Ave. to Montlake I/C (152001E)	2	-	-	-	-	2
520	SR 520/Montlake Interchange Flyer Stop (152005P)	267	-	-	-	-	267
520	SR 520/SR 513 Interchange Ramp - Paving (152002E)	648	-	-	-	-	648
520	SR 520/76th Ave NE to I-405 (152022B)	90	955	728	-	-	1,773
520	SR 520/Montlake to Midspan Evergreen Pt B (152001F)	4	-	-	-	-	4
522	SR 522/City Street to Hall Road - Paving (152217B)	53	382	-	-	-	435
522	SR 522/I-405 I/C East to North Ramp (152221B)	365	-	-	-	-	365
522	SR 522/I-5 to NE 147th Street - Paving (152201D)	260	-	-	-	-	260
522	SR 522/NE 147th St. to Swamp Creek Br. (152210B)	238	2,200	-	-	-	2,438
522	SR 522/Snohomish River Bridge - Scour (152236D)	424	-	-	-	-	424
522	SR 522/Swamp Creek Bridge - Scour Repair (152212K)	38	-	-	-	-	38
522	SR 522/Snohomish River Bridge 522/138 (152236B)	-	350	-	-	-	350
524	SR 524 Spur (44th W)/196th SW to I-5 Uxg (152408A)	402	-	-	-	-	402
524	SR 524/Floral Hills Cem to North Crk Br (152412B)	249	532	-	-	-	781
524	SR 524/I-5 to Floral Hills Cemetery Vic. (152409S)	59	754	-	-	-	813
525	SR 525/Cameron Road to SR 20 - Paving (152530A)	200	-	-	-	-	200
526	SR 526/Broadway Ave Wye Conn. - Paving (152607C)	231	-	-	-	-	231
526	SR 526/Evergreen Way (152607B)	382	-	-	-	-	382
526	SR 526/Vic. Evergreen Way Pedestrian Br. (152606A)	2	149	-	-	-	151
526	SR 526/Airport Rd to Seaway Blvd (152603S)	59	186	1,500	-	-	1,745
526	SR 526/Paine Field Blvd (152602A)	62	589	382	-	-	1,033
527	SR 527/SR 522 to I-405 Vic. - Paving (152700D)	946	-	-	-	-	946
528	SR 528/Columbia Ave to 55th Drive NE (152804E)	569	-	-	-	-	569
529	SR 529/Ebey Slough Br. - Replace Bridge (152908E)	13	2,651	12,000	-	-	14,664
529	SR 529/Ebey Slough Bridge - Bridge Rehab (152908C)	4	-	-	-	-	4
529	SR 529/I-5 to Railroad Bridge - Paving (152900B)	491	-	-	-	-	491
529	SR 529/Snohomish River Bridge to SR 528 (152905S)	1,038	-	-	-	-	1,038
529	SR 529/Snohomish River Bridges 529/10E&W (152905H)	125	1,224	-	-	-	1,349
529	SR 529/Snohomish River to Ebey Slough (152904W)	4	-	-	-	-	4
529	SR 529/Steamboat & Ebey Slough Bridges (152907C)	7	-	-	-	-	7
529	SR 529/Steamboat Slough Bridges (152907E)	102	15	-	-	-	117
529	SR 529/Union Slough Bridge 529/15 E&W (152906D)	24	285	-	-	-	309
530	SR 530/Skaglund Hill Vic to Hazel Vic (153034B)	212	729	-	-	-	941
539	SR 539/Bay-Lyn Dr Vic to Badger Road (153906A)	79	-	-	-	-	79
539	SR 539/Kellogg Rd to Horton Rd - Paving (153900F)	196	451	-	-	-	647
539	SR 539/Nooksack River Bridge - Painting (153905P)	375	-	-	-	-	375
539	SR 539/SR 546/Badger Rd to Int'l Bndry (153912A)	204	404	-	-	-	608
542	SR 542/Boulder Cr. Br. - Replace Bridge (154229A)	13	2,152	690	-	-	2,855
542	SR 542/Boulder Creek Vicinity - Culvert (154230C)	50	196	-	-	-	246
542	SR 542/Britton Rd to Cedarville Rd (154204A)	151	1,767	-	-	-	1,918
542	SR 542/Marshall Hill Rd to Coal Creek Br (154213B)	252	1,106	-	-	-	1,358
542	SR 542/Nooksack R Br to Coal Creek Br (154231A)	183	1,060	-	-	-	1,243
542	SR 542/Nugents Vicinity - Replace Bridge (154209A)	660	-	-	-	-	660
542	SR 542/Truck Rd Vicinity - Culvert Repl. (154215D)	152	-	-	-	-	152
542	SR 542/Wells Creek Rd to Mt Baker Vic. (154246D)	965	-	-	-	-	965
542	SR 542/Wells Creek Rd. to Mt. Baker Vic. (154246B)	3,726	-	-	-	-	3,726
544	SR 544/E Fork Johnson Creek Bridge (154410A)	101	-	-	-	-	101
544	SR 544/SR 539 to SR 9 - Improve Drainage (154400D)	34	220	-	-	-	254
544	SR 544/SR 539 to SR 9 - Paving (154400C)	218	2,313	-	-	-	2,531
546	SR 546/SR 539 to SR 9 (154600C)	613	1,510	-	-	-	2,123
547	SR 547/Frost Rd to Saar Crk Br - Paving (154706A)	30	521	-	-	-	551

## 2003-05 Transportation Project List - Current Law All Fund Types

(Dollars in Thousands)

Rte	Project Description	2003-05	2005-07	2007-09	2009-11	2011-13	Total
<b>Preservation Projects (continued):</b>							
548	SR 548/Blaine Rd to Fleet Rd - Paving (154806A)	111	926	-	-	-	1,037
548	SR 548/Dakota Creek Br. - Replace Bridge (154816A)	175	-	2,300	325	-	2,800
548	SR 548/Kickerville Railroad Crossing (154814A)	212	-	-	-	-	212
548	SR 548/Northstar Road Vicinity (154812A)	199	-	-	-	-	199
821	SR 821/Thrall Road Vicinity-Paving (582102A)	141	-	-	-	-	141
823	SR 823/Selah Vic. - Paving (582301N)	18	416	-	-	-	434
900	SR 900/I-5 Overcrossings - Seismic (190008C)	7	-	-	-	-	7
900	SR 900/I-405 Vic. to Harrington Ave. NE (190020C)	94	601	-	-	-	695
900	SR 900/64th Ave S Vic (190012S)	45	127	-	-	-	172
900	SR 900/Boeing Access Rd Vic (190001S)	75	288	-	-	-	363
902	SR 902/Jct I-90 to Lakeland Village-BST (690200C)	79	-	-	-	-	79
903	SR 903/Cle Elum Vicinity-Paving (590302B)	711	-	-	-	-	711
970	SR 970/Cle Elum to Teanaway River-Paving (597002A)	1,200	-	-	-	-	1,200
970	SR 970/Teanaway River-Revegetate Channel (597001N)	7	-	-	-	-	7
998	2004 Eastern Region Chip Seal - PE (600023B)	72	-	-	-	-	72
998	2005 Eastern Region Chip Seal - PE (600023C)	99	2	-	-	-	101
998	Advance Preliminary Engineering (599905I)	162	-	-	-	-	162
998	Advance Preliminary Engineering (699905I)	184	180	180	180	180	904
998	Advance Preliminary Engineering P1 (399905I)	101	-	-	-	-	101
998	Advance Preliminary Funding (499905I)	101	100	100	-	-	301
998	Attorney General Charges (099977K)	3,700	3,700	3,700	3,700	3,700	18,500
998	Bridge & Structures Minor Cap 2003-05 (099961F)	100	-	-	-	-	100
998	Bridge Condition Survey (099961D)	11,400	11,400	11,400	11,400	11,400	57,000
998	Bridge Planning (099962B)	820	820	820	820	820	4,100
998	Commute Trip Reduction Program (099960T)	200	200	200	200	200	1,000
998	Design Visualization Support (099931H)	200	200	200	200	200	1,000
998	Direct Project Support - P1 (295904R)	1,000	-	-	-	-	1,000
998	Direct Project Support Subprogram P1 (095904R)	6,075	(3,925)	(3,925)	(3,925)	(3,925)	(9,625)
998	Direct Project Support Subprogram P2 (095904Q)	5,135	(3,265)	(3,265)	(3,265)	(3,265)	(7,925)
998	Direct Project Support Subprogram P3 (095904S)	1,710	(1,090)	(1,090)	(1,090)	(1,090)	(2,650)
998	Eastern Region Direct Project Support (695904R)	1,700	-	-	-	-	1,700
998	Eastern Region Emergent Needs (699960E)	400	400	400	401	400	2,001
998	Eastern Region Pit & Quarry Mgmt Plan (699931E)	576	576	576	576	576	2,880
998	Eastern Region Property Management (699971C)	340	340	340	340	340	1,700
998	Eastern Region Pvt & Soils Investigation (699930C)	162	160	160	160	160	802
998	Eastern Region Rest Area Emergent Needs (699960P)	80	80	80	80	80	400
998	Eastern Region Right of Way Plan Update (699960X)	250	250	250	250	250	1,250
998	Eastern Region Unstable Slope Needs (699960S)	140	140	140	140	140	700
998	Emergent Bond Fund Reserve (099943L)	2,850	-	-	-	-	2,850
998	Federal Program Funding/Management (099902A)	600	600	600	600	600	3,000
998	Geotechnical Support (099931F)	660	660	660	660	660	3,300
998	Highway Construction Audit Charges (099976K)	600	600	600	600	600	3,000
998	NC Region Electrical Update 2001-03 (200002Q)	200	-	-	-	-	200
998	NC Region Guardrail Update - Year 2004 (200002T)	571	-	-	-	-	571
998	NC Region Guardrail Update - Year 2005 (200002U)	350	232	-	-	-	582
998	NC Region Guardrail Update - Year 2006 (200002W)	40	584	-	-	-	624
998	NC Region Sign Update (200002R)	100	-	-	-	-	100
998	NC Region Sign Update 2003-05 (200002S)	168	138	-	-	-	306
998	NC Regionwide Bridge Scour (200061E)	52	-	-	-	-	52
998	New Product Evaluation (099929B)	65	65	65	65	65	325
998	North Central Pavement Investigation (299930C)	305	305	305	305	305	1,525
998	North Central Region Emergent Needs (299960C)	405	396	396	396	396	1,989
998	North Central Region Project Support-P3 (295904S)	130	-	-	-	-	130

## 2003-05 Transportation Project List - Current Law All Fund Types

(Dollars in Thousands)

Rte	Project Description	2003-05	2005-07	2007-09	2009-11	2011-13	Total
<b>Preservation Projects (continued):</b>							
998	North Central Region Property Management (299971C)	310	305	305	305	305	1,530
998	North Central Region Rest Areas (299960P)	41	41	41	41	41	205
998	North Central Region Right of Way Plans (299960X)	162	170	170	170	170	842
998	North Central Region Unstable Slopes (299960S)	200	140	140	140	140	760
998	Northwest Region DPS - Subprogram P1 (195904R)	1,100	-	-	-	-	1,100
998	Northwest Region DPS - Subprogram P2 (195904Q)	530	-	-	-	-	530
998	Northwest Region Emergent Need Projects (199960C)	800	800	800	800	800	4,000
998	Northwest Region Project Support P3 (195904S)	610	-	-	-	-	610
998	Northwest Region Property Management (199971A)	1,100	1,100	1,100	1,100	1,500	5,900
998	Northwest Region Right of Way Plans (199972A)	640	640	640	640	640	3,200
998	Olympic Region BST (300029A)	799	-	-	-	-	799
998	Olympic Region Direct Project Support P1 (395904R)	740	-	-	-	-	740
998	Olympic Region Direct Project Support P2 (395904Q)	1,700	-	-	-	-	1,700
998	Olympic Region Direct Project Support P3 (395904S)	180	-	-	-	-	180
998	Olympic Region Emergent Needs (399960G)	600	600	600	600	600	3,000
998	Olympic Region Pavment Project Scoping (399901P)	1,219	1,200	1,200	1,200	1,200	6,019
998	Olympic Region Property Management (399971C)	450	450	450	450	450	2,250
998	Olympic Region Rest Area Minor Capitol (399960P)	51	51	51	51	51	255
998	Olympic Region Right of Way Plan Update (399960X)	350	350	350	350	350	1,750
998	Olympic Region Unstable Minor Capitol (399960S)	140	140	140	140	140	700
998	Pavement Investigation (399930C)	127	-	-	-	-	127
998	Pavement Performance Evaluation (099941I)	630	630	630	630	630	3,150
998	Pavement Project Scoping (199901P)	1,500	1,500	1,500	1,500	-	6,000
998	Pavement Project Scoping (299901P)	741	1,005	1,005	1,005	1,005	4,761
998	Pavement Project Scoping (599901P)	3,120	-	-	-	-	3,120
998	Pavement Project Scoping (699901P)	873	880	880	880	880	4,393
998	Pits & Quarries (299931E)	396	396	396	396	396	1,980
998	Pits & Quarries (099931E)	150	-	-	-	-	150
998	Primary Control Monument - Bridge (099931V)	71	71	71	71	71	355
998	Region Pit & Quarry Sites (199931E)	101	-	-	-	-	101
998	Regionwide Guardrail Update Year 2003 (200001H)	150	-	-	-	-	150
998	Regionwide Major Electrical Update 2003-05 (200002Z)	152	-	-	-	-	152
998	Regionwide Sign Structures (200002J)	152	-	-	-	-	152
998	Rest Area Preservation Program (099915B)	160	160	160	160	160	800
998	Roadway Preservation Project Reserve (099903J)	1,350	69,500	253,100	294,000	304,000	921,950
998	Scour Evaluation & Repair (099961E)	500	650	680	690	720	3,240
998	South Central Region DPS - Subprogram P2 (595904Q)	690	-	-	-	-	690
998	South Central Region Emergent Needs (599960C)	13	-	-	-	-	13
998	South Central Region Emergent Needs (599960D)	370	400	400	400	400	1,970
998	South Central Region Property Management (599971A)	340	340	340	340	340	1,700
998	South Central Region Rest Areas (599960P)	97	97	97	97	97	485
998	South Central Region Right of Way Plans (599972A)	110	100	100	100	100	510
998	South Central Region Unstable Slopes (599960S)	140	140	140	140	140	700
998	Southwest Region Emergent Needs (499960H)	410	400	400	400	400	2,010
998	Southwest Region Property Management (499971C)	170	170	170	170	170	850
998	Southwest Region Right of Way Plan (499960X)	150	150	150	150	150	750
998	SR 2,I-5,I-405,SR 522 & SR 526 Sign Bridges (100005W)	11	-	-	-	-	11
998	Statewide Pavement Management (099930D)	1,500	1,500	1,500	1,500	1,500	7,500
998	Statewide Property Mangement (099971C)	1,300	1,300	1,300	1,300	1,300	6,500
998	Statewide Rest Area Minor Capitol (099960P)	100	100	100	100	100	500
998	Statewide Training (099934X)	2,400	2,400	2,400	2,400	2,400	12,000
998	Statewide Unstable Slope Minor Capitol (099960S)	200	200	200	200	200	1,000

## 2003-05 Transportation Project List - Current Law All Fund Types

(Dollars in Thousands)

Rte	Project Description	2003-05	2005-07	2007-09	2009-11	2011-13	Total
<b>Preservation Projects (continued):</b>							
998	Subprogram P2 Reserve (099943E)	3,530	11,660	12,069	78,100	106,000	211,359
998	Subprogram P3 Reserve (099943F)	3,130	15,850	34,100	59,100	65,100	177,280
998	SW Region Pavement Management (499930D)	139	140	140	-	-	419
998	SW Region Permanent Signing- 2003-05 (400005S)	238	-	-	-	-	238
998	SW Region Pits & Quarries (499931E)	180	180	180	-	-	540
998	Training (099934Y)	150	150	150	150	150	750
998	Unsafe Work Zone Traffic Counts (099931N)	200	200	200	200	200	1,000
998	Weigh Station Minor Capital (099960Z)	400	600	800	800	800	3,400
999	Direct Project Support Subprogram P1 (595904R)	1,100	-	-	-	-	1,100
999	Direct Project Support Subprogram P1 (495904R)	650	-	-	-	-	650
999	Direct Project Support Subprogram P2 (495904Q)	560	-	-	-	-	560
999	Eastern Region Direct Project Support (695904S)	70	-	-	-	-	70
999	Headquarters Review of Project Summaries (099901K)	30	30	30	30	30	150
999	Mobility Prioritization (099941K)	100	100	100	100	100	500
999	Northwest Region Rest Areas (199960P)	120	120	120	120	120	600
999	Northwest Region Unstable Slope Needs (199960S)	140	140	140	140	140	700
999	Pits & Quarries (399931E)	60	60	60	60	60	300
999	Pits & Quarries (599931E)	240	-	-	-	-	240
999	Preservation Project Scoping (499901P)	1,421	1,421	1,421	1,421	1,421	7,105
999	Primary Control Monuments - Paving (099931P)	540	540	540	540	540	2,700
999	Qualified Products List (099929C)	45	45	45	45	45	225
999	South Central Region Project Support P3 (595904S)	170	-	-	-	-	170
999	Southwest Region Bridge Seismic Retrofit (400004S)	-	277	1,700	-	-	1,977
999	Southwest Region Project Support P3 (495904S)	150	-	-	-	-	150
999	Southwest Region Rest Areas (499960P)	110	110	110	110	110	550
999	Southwest Region Unstable Slope Needs (499960S)	140	140	140	140	140	700
999	Statewide Emergent Needs (099960G)	820	820	820	820	820	4,100
999	SW Regionwide BST (400005D)	335	-	-	-	-	335
<b>Preservation Projects Total</b>		<b>659,289</b>	<b>440,135</b>	<b>468,029</b>	<b>496,427</b>	<b>512,228</b>	<b>2,576,108</b>
<b>Special Advanced Technology Projects:</b>							
	CVISN and Weigh In Motion Projects (CVSNWIM)	4,933	-	-	-	-	4,933
	Intelligent Vehicle Highway Systems Projects (ITS)	23,581	-	-	-	-	23,581
	State Only Funded ITS Projects (State)	684	-	-	-	-	684
<b>Special Advanced Technology Projects Total</b>		<b>29,198</b>	<b>-</b>	<b>-</b>	<b>-</b>	<b>-</b>	<b>29,198</b>
<b>Ferry Projects:</b>							
	2 Replacement Auto-Passenger Ferries (944460L)	4,965	68,134	78,632	-	-	151,731
	Anacortes Terminal Preservation (902019V)	2	343	-	5,322	13,161	18,828
	Anacortes Upland Parking Improvement (902019X)	-	-	-	3,169	-	3,169
	Bainbridge Island Terminal Preservation (930513B)	1,920	5,738	2,617	21,772	17,799	49,846
	Bainbridge Island Trestle Improvement (930513A)	1,842	5,276	-	-	-	7,118
	Bremerton Multimodal Terminal (930410Q)	500	-	-	-	-	500
	Bremerton Terminal Preservation (930410R)	477	-	-	7,175	-	7,652
	Cap Prog Develop WSF Business Initiatives (977740A)	250	-	-	-	-	250
	Chinook Class Preservation (CHINPSV)	500	-	-	-	-	500
	Clinton Terminal Preservation (952516H)	1,625	223	239	257	278	2,622
	Colman Dock Interim Retail Development (900010H)	1,921	-	-	-	-	1,921
	Eagle Harbor Terminal Preservation (900040N)	6,148	8,859	5,000	5,001	5,000	30,008
	Edmonds Multimodal Terminal (910413M)	2,200	-	-	-	-	2,200
	Edmonds Terminal Preservation (910413N)	21	228	-	1,696	-	1,945
	Elwha & Kaleetan Engine Lease-Purchase (944430B)	143	-	-	-	-	143
	Fauntleroy Terminal Preservation (900005L)	53	457	-	-	1,709	2,219

## 2003-05 Transportation Project List - Current Law

### All Fund Types

(Dollars in Thousands)

Rte	Project Description	2003-05	2005-07	2007-09	2009-11	2011-13	Total
<b>Ferry Projects (continued):</b>							
	Fourth Replacement Auto Passenger Ferry (944460V)	-	-	-	-	66,399	66,399
	Friday Harbor Park & Ride Lot Improve. (900028P)	-	-	392	-	-	392
	Friday Harbor Terminal Preservation (900028Q)	15,562	-	245	-	-	15,807
	Kaleetan Elevator Installation (944433E)	2	2,707	-	-	-	2,709
	Keystone Terminal Preservation (902017F)	2,982	14,277	36,434	-	-	53,693
	Kingston Sewer Outfall (910414M)	814	-	-	-	-	814
	Kingston Terminal Preservation (910414N)	2	-	-	112	1,709	1,823
	Lopez Additional Parking Improvement (900022H)	-	-	-	1,056	-	1,056
	Lopez Terminal Preservation (900022G)	256	3,685	1,472	-	-	5,413
	Mukilteo Multimodal Terminal (952515J)	1,956	-	-	-	-	1,956
	Mukilteo Terminal Preservation (952515L)	2	228	-	-	-	230
	MV Cathlamet Preservation (944404D)	2	1,352	41	6,049	1,771	9,215
	MV Chelan Preservation (944405D)	5,779	1,440	-	530	2,094	9,843
	MV Chinook Preservation (944460H)	50	-	-	-	-	50
	MV Elwha Preservation (944432G)	402	3,917	1,700	3,669	1,080	10,768
	MV Elwha Propulsion Control Replace AC/AC (944432H)	10,016	-	-	-	-	10,016
	MV Evergreen State Preservation (944410F)	280	50	-	-	-	330
	MV Hiyu Preservation (944451C)	50	-	-	-	-	50
	MV Hyak Preservation (944431D)	3,479	-	-	-	-	3,479
	MV Illahee Preservation (944421B)	2	1,068	-	50	-	1,120
	MV Issaquah Preservation (944401D)	136	4,369	142	4,673	64	9,384
	MV Kalama Preservation (944460E)	50	-	-	-	-	50
	MV Kalama-Skagit Preservation (94446OH)	700	-	-	-	-	700
	MV Kaleetan Preservation (944433D)	2,183	3,231	5,020	3,519	950	14,903
	MV Kitsap Preservation (944403D)	200	3,613	-	3,582	3,546	10,941
	MV Kittitas Preservation (944402D)	893	5,527	3,876	-	1,990	12,286
	MV Klahowya Preservation (944412C)	2,272	709	4,209	2,000	557	9,747
	MV Klickitat Preservation (944424B)	2	191	-	50	-	243
	MV Nisqually Preservation (944422B)	2	50	-	-	-	52
	MV Puyallup Preservation (944499C)	426	50	6,467	5,890	2	12,835
	MV Quinault Preservation (944423B)	2	-	-	50	-	52
	MV Rhododendron Preservation (944452B)	876	1,406	-	-	-	2,282
	MV Sealth Preservation (944406D)	3,078	4,913	1,117	-	6,327	15,435
	MV Skagit Preservation (944460F)	50	-	-	-	-	50
	MV Snohomish Preservation (944460I)	50	-	-	-	-	50
	MV Spokane Preservation (944442B)	17,742	-	305	3,846	-	21,893
	MV Tacoma Preservation (944499D)	2	424	7,296	5,036	6,130	18,888
	MV Tillikum Preservation (944413B)	2,272	1,238	2,324	2,000	424	8,258
	MV Tyee Preservation (944460G)	50	-	-	-	-	50
	MV Walla Walla Preservation (944441B)	16,520	-	2,646	2,682	869	22,717
	MV Wenatchee Preservation (944499E)	2	424	4,903	2,579	14,444	22,352
	MV Yakima Elevator Installation (944434E)	2	2,707	-	-	-	2,709
	MV Yakima Preservation (944434D)	1,933	-	2,500	4,080	12,430	20,943
	Operations Construction Support (966620E)	1,705	2,006	723	1,255	1,775	7,464
	Orcas Terminal Preservation (900026L)	2	228	-	3,349	9,986	13,565
	Planning and Special Studies (977730A)	1,281	1,367	1,459	1,582	1,709	7,398
	Point Defiance Terminal Preservation (900001F)	449	2,501	-	3,516	-	6,466
	Port Townsend Terminal Preservation (900012D)	7,224	6,815	123	132	142	14,436
	Port Townsend Terminal Upland Improvements (900012E)	533	571	613	-	-	1,717
	Sealth Second Deck Installation (944406E)	-	-	6,100	-	-	6,100
	Seattle Improvements Planning (NWR) (109936F)	267	-	-	-	-	267
	Seattle Improvements Planning (WSF) (900009Y)	534	-	-	-	-	534

## 2003-05 Transportation Project List - Current Law All Fund Types

(Dollars in Thousands)

Rte Project Description	2003-05	2005-07	2007-09	2009-11	2011-13	Total
<b>Ferry Projects (continued):</b>						
Seattle SR 519 P52 Access Improvement (151902F)	53	-	-	-	-	53
Seattle Terminal Bldg Replace/New Retail Develop (900010G)	49	49	330	1,422	1,150	3,000
Seattle Terminal Preservation (900010A)	3,117	6,713	44,805	55,674	44,277	154,586
Shaw Terminal Preservation (900024E)	8,172	-	-	1,885	-	10,057
Southworth Terminal Preservation (916008N)	2	1,142	-	1,807	10,215	13,166
Southworth Trestle Improvements (916008P)	-	-	-	364	3,484	3,848
Subchapter W Planning & Implementation (955550F)	1,839	-	-	-	-	1,839
Systemwide Vessel Safety Mgmt Enhancements (955570C)	488	362	-	-	-	850
Systemwide Dolphin Replacement (999920A)	53	57	61	66	71	308
Systemwide Movable Bridge Modification (989920K)	149	-	-	-	-	149
Systemwide Accessibility Modifications (955570A)	1,653	920	-	-	-	2,573
Systemwide Ada Support (966620D)	30	50	50	50	50	230
Systemwide Aerial Photos (966640D)	78	83	89	96	107	453
Systemwide Commo/Navigation/Life Saving (955560K)	4,047	2,711	785	354	734	8,631
Systemwide Customer Travel Inquiry (989930F)	511	-	-	-	-	511
Systemwide Emergency Management Communic (989930E)	450	-	-	-	-	450
Systemwide Emergency Repair 2007-09 (999910L)	-	-	6,011	-	-	6,011
Systemwide Emergency Repair 2009-11 (999910M)	-	-	-	6,475	-	6,475
Systemwide Emergency Repair 2011-13 (999910N)	-	-	-	-	6,974	6,974
Systemwide Emergency Repairs 2003-05 (999910J)	5,337	-	-	-	-	5,337
Systemwide Emergency Repairs 2005-07 (999910K)	-	5,597	-	-	-	5,597
Systemwide Pt of Sale Repl/Regional Fare (966640Q)	1,530	3,000	-	-	-	4,530
Systemwide Revenue Control System (966640I)	107	114	123	132	142	618
Systemwide Server Infrastructure (989930A)	267	57	61	66	71	522
Systemwide SMS Enhancements (989930D)	487	363	-	-	-	850
Systemwide Terminal Design Standards (966640F)	213	228	245	264	285	1,235
Systemwide Terminal Physical Security (989930B)	250	250	250	-	-	750
Systemwide Terminal Planning/Design (999940C)	327	350	376	405	442	1,900
Systemwide Tml Work Orders by Auditors (999976T)	93	102	107	112	114	528
Systemwide Toxic Waste Disposal (966620C)	30	50	50	50	50	230
Systemwide Vessel Noise Control (Abatement) (999976W)	446	-	-	-	-	446
Systemwide Vessel Physical Security (955570B)	250	250	250	-	-	750
Systemwide Vessel Planning/Design (955540H)	836	619	647	679	728	3,509
Systemwide Vessel Projects (985550B)	442	498	515	540	579	2,574
Systemwide Vessel Work Orders By Auditor (999976V)	77	80	83	87	93	420
Systemwide Vessels Regulatory Compliance (985550D)	200	200	200	200	214	1,014
Systemwide Miscellaneous Terminal Projects (989920X)	5,753	4,059	4,361	4,691	5,064	23,928
Tahlequah Terminal Preservation (900002E)	1,049	2,884	-	-	-	3,933
Terminal Preservation - POF(POFTERM)	409	-	-	-	-	409
Vashon Terminal Preservation (900006N)	640	1,142	-	4,902	15,210	21,894
<b>Ferry Projects Total</b>	<b>165,075</b>	<b>192,252</b>	<b>235,994</b>	<b>186,000</b>	<b>262,399</b>	<b>1,041,720</b>
<b>Rail Projects:</b>						
Emergent Freight Rail Assistance Projects (F01001A)	1,000	2,850	2,850	2,850	2,850	12,400
High Speed Crossovers-Ruston Way (P01004C)	3,100	0	0	0	0	3,100
Kelso-Martin Bluff 3rd Mainline (P01006A)	200	0	0	0	0	200
King Street Station Interim Improvements (P01200A)	5,572	0	0	0	0	5,572
King Street Transportation Center (P01202A)	3,265	0	0	0	0	3,265
P.N.W.R.C. Safety Improvements (P01000B)	662	695	695	695	695	3,442
Quincy or Wenatchee Transload Facility (STCQUIN)	2,000	0	0	0	0	2,000
Washington Ag Express Car Lease Authority (F02000B)	500	500	500	500	500	2,500
<b>Rail Projects Total</b>	<b>16,299</b>	<b>4,045</b>	<b>4,045</b>	<b>4,045</b>	<b>4,045</b>	<b>32,479</b>

**2003-05 Transportation Project List - Current Law  
All Fund Types**

(Dollars in Thousands)

<b>Rte</b>	<b>Project Description</b>	<b>2003-05</b>	<b>2005-07</b>	<b>2007-09</b>	<b>2009-11</b>	<b>2011-13</b>	<b>Total</b>
<b>Facilities Projects:</b>							
	Ephrata Area Maintenance Facility (D304201)	100	426	404	404	404	1,738
	Euclid Avenue Light Industrial (D399201)	5,150	1,525	0	0	0	6,675
	Pomeroy Section Maintenance Facility (D300501)	1,330	0	0	0	0	1,330
	Radio System Projects (D399702)	400	0	0	0	0	400
	Region Minor Projects (D399703)	615	750	750	750	750	3,615
	Southwest Region Certificate of Participation (D399402)	5,730	0	0	0	0	5,730
	Spokane St Section Maintenance Facility (D300101)	3,035	2,357	0	0	0	5,392
	Statewide Administration and Support (D300701)	602	602	602	602	602	3,010
	Statewide Sand Sheds (D399701)	0	316	223	212	211	962
	Thurston County Light Industrial (D399301)	334	1,197	2,501	3,793	3,793	11,618
	Tri-Cities Area Maintenance Facility (D304501)	0	0	1,342	426	376	2,144
	Vancouver Light Industrial (D305401)	0	1,049	1,138	2,114	2,114	6,415
	<b>Facilities Projects Total</b>	<b>17,296</b>	<b>8,222</b>	<b>6,960</b>	<b>8,301</b>	<b>8,250</b>	<b>49,029</b>



**2003-05 Transportation Project List - New Law  
State Funds Only**  
(Dollars in Thousands)

<b>Rte</b>	<b>Project Description</b>	<b>2003-05</b>	<b>2005-07</b>	<b>2007-09</b>	<b>2009-11</b>	<b>2011-13</b>	<b>Total</b>
<b>Improvement Projects:</b>							
002	Pickle Farm Road/Gunn Road (100236E)	0	90	601	0	0	691
002	US 2/Dryden - Signal (200221H)	0	0	260	0	0	260
002	US 2/97 Peshastin East - Interchange (200201E)	2,100	1,870	7,600	13,780	0	25,350
003	SR 3/SR 303 I/C (Waaga Way) - New Ramp (300341B)	3,179	12,000	0	0	0	15,179
004	SR 4/Svensen's Curve - Realignment (400495B)	622	3,358	990	0	0	4,970
005	I-5 Core HOV - S 48th to Pacific Ave (3005Nv1)	0	47,690	45,297	0	0	92,987
005	I-5/ Rush Road to 13th Street (400507R)	3,500	7,400	26,000	4,500	0	41,400
005	I-5/2nd Street Bridge - Replace Bridge (100566B)	6,700	5,300	0	0	0	12,000
005	I-5/52nd Ave W. to SR 526 - SB Safety (100535H)	0	2,430	9	0	0	2,439
005	I-5/Bakerview Rd to Nooksack R Br 5/828W (100591Y)	0	486	220	0	0	706
005	I-5/Chehalis River Flood Control (400506M)	3,000	8,000	16,000	3,000	0	30,000
005	I-5/Grand Mound to Maytown, Widening (300581A)	1,300	2,193	28,000	41,724	0	73,217
005	I-5/Lexington Access (400507L)	0	0	5,000	0	0	5,000
005	I-5/NE 134th St Interchange (I-5/I205) (400506H)	800	500	1,200	6,000	31,500	40,000
005	I-5/NE 175th St to NE 205th St - NB Lane (100529C)	1,510	5,900	0	0	0	7,410
005	I-5/Pierce Co. Line to Tukwila I/C - HOV (1005STG4)	3,900	42,400	8,800	0	0	55,100
005	I-5/Port of Tacoma Rd to King Co Line (300504B)	3,800	2,800	13,178	13,845	0	33,623
005	I-5/Salmon Creek to I-205 - General Purposes Lanes Only (400595A)	17,000	17,000	0	0	0	34,000
005	I-5/SR 161 I/C & SR 18 I/C (100502K)	2,600	360	0	0	0	2,960
005	I-5/SR 502 Interchange (400599R)	1,321	8,679	24,730	0	0	34,730
005	I-5/SR 526 to Marine View Drive (100543M)	11,000	6,300	54,780	121,900	44,680	238,660
005	I-5/SR 532 Northbound Interchange Ramps (100552S)	2,026	4,434	1,243	0	0	7,703
005	SB Ramps at SR 11/Old Fairhaven Parkway (100584A)	0	996	0	0	0	996
005	SR 16 Nalley Valley Viaduct (3005NV2)	0	0	40,600	62,820	52,148	155,568
007	SR 7/SR 507 to SR 512 - Safety (300706B)	9,300	0	0	0	0	9,300
009	SR 9/108th Street NE (Lauck Road) (100924A)	0	274	538	0	0	812
009	SR 9/212th St SE to 176th St SE (100900F)	1,500	1,000	2,290	20,400	37,100	62,290
009	SR 9/212th St SE Vic to SR 96 - Safety (100900V)	0	995	3,930	0	0	4,925
009	SR 9/228th St SE to 212th St SE(SR 524) (100901B)	9,670	7,700	2,300	0	0	19,670
009	SR 9/252nd St NE Vicinity - Rechannelize (100930I)	0	82	532	0	0	614
009	SR 9/268th Street Intersection (100931C)	0	171	1,105	0	0	1,276
009	SR 9/Nooksack Rd Vic to Cherry St (100955A)	6,320	8,800	0	0	0	15,120
009	SR 9/Schloman Road to 256th Street E. (100930H)	0	1,620	10,600	0	0	12,220
009	SR 9/SR 522 to 228th St. SE - Widening (100900E)	530	7,100	2,200	0	0	9,830
009	SR 9/SR 528 Intersection - Signal (100920I)	710	0	0	0	0	710
012	US 12/Attalia Vic. - Add Lanes (501211W)	1,550	6,283	2,500	0	0	10,333
012	US 12/Attalia Vic. to US 730 - Add Lanes (501205D)	0	1,530	8,897	0	0	10,427
012	US 12/Old Naches Highway Interchange (501208J)	0	43	2,293	788	34,170	37,294
012	US 12/SR 124 to McNary Pool - Add Lanes (501204C)	6,400	5,400	0	0	0	11,800
012	Walla Walla to Wallula Planning Study (501202Z)	2,600	360	0	0	0	2,960
016	Burley Olalla Interchange (301632A)	0	0	980	10,130	4,100	15,210
016	SR 16 HOV Improve Between Olympic Dr & Union Ave (3016TN1)	49,623	40,902	0	0	0	90,525
018	SR 18/Issaquah/Hobart Road to Tigergate (1018MVB)	1,500	1,500	0	0	0	3,000
018	SR 18/Maple Valley to Issaquah/Hobart Rd (1018MVA)	5,100	5,320	0	0	0	10,420
018	SR 18/Tigergate to I-90 - Widening (1018MVC)	1,500	1,500	0	0	0	3,000
020	SR 20/Ducken Road to Rosario Road (102023I)	0	648	1,510	0	0	2,158
020	SR 20/Fredonia to I-5 - Widening (102039A)	14,000	5,500	57,000	0	0	76,500
020	SR 20/Quiet Cove Rd. Vic. to SR 20 Spur (102027C)	0	3,790	3,270	0	0	7,060
022	SR 22/I-82 to McDonald Road (502201U)	0	0	264	6,830	0	7,094
024	SR 24/I-82 to Keys Road (502402E)	840	22,000	9,000	0	0	31,840
031	SR 31/Metaline Falls to Int'l Border (603199A)	4,900	11,000	0	0	0	15,900
090	I-90/Argonne Road to Pines Road-Widen (609029V)	12,000	5,000	0	0	0	17,000
090	I-90/Cle Elum River Br. 90/134N-S (509002D)	712	0	0	0	0	712

## 2003-05 Transportation Project List - New Law State Funds Only

(Dollars in Thousands)

Rte	Project Description	2003-05	2005-07	2007-09	2009-11	2011-13	Total
<b>Improvement Projects (continued):</b>							
090	I-90/Eastbound Ramps to SR 18 - Signal (109070C)	552	2,700	0	0	0	3,252
090	I-90/EB Ramps to SR 202 - Roundabout (109079A)	0	79	717	0	0	796
090	I-90/Geiger Road to US 2 Median Barrier (609047F)	640	140	0	0	0	780
090	I-90/Highline Canal to Elk Heights (509004R)	4,200	0	0	0	0	4,200
090	I-90/Moses Lake Area - Bridge Clearance (209014A)	393	3,200	0	0	0	3,593
090	I-90/Pines Road to Sullivan Road-Widen (609029I)	0	17,150	0	0	0	17,150
090	I-90/Ryegrass Summit to Vantage (509005R)	9,200	0	0	0	0	9,200
090	I-90/Seattle to Mercer Island (109040T)	4,000	11,000	0	0	0	15,000
090	I-90/Sullivan-State Line Median Barrier (609049D)	960	82	0	0	0	1,042
097	US 97A/Entiat Park Entrance - Turn Lanes (209709E)	220	20	0	0	0	240
099	Alaskan Way Viaduct - Design & Early Row (109936ZC)	5,000	7,000	40,000	40,000	40,000	132,000
099	Alaskan Way Viaduct - EIS (109936ZA)	15,000	0	0	0	0	15,000
099	Alaskan Way Viaduct - Row (109936ZB)	25,000	5,000	0	0	0	30,000
099	SR 99/Aurora Ave. N. Corridor Project (109956C)	26	7,900	2,100	0	0	10,026
099	SR 99/S 138th St Vic to N of S 130th St (109913T)	0	553	2,311	0	0	2,864
099	SR 99/S. 284th to S. 272nd St - HOV (109908R)	3,780	6,323	2,600	0	0	12,703
101	US 101/Blyn Vic - Passing Lanes (310166B)	0	0	1,576	0	0	1,576
101	US 101/Corriea Rd Vic to Zaccardo Rd (310155B)	0	0	101	326	0	427
101	US 101/Dawley Road Vicinity to Blyn Hwy (310101F)	0	0	600	1,273	0	1,873
101	US 101/Gardiner Vic - Truck Lane (310102F)	0	0	300	1,576	0	1,876
106	SR 106/Skobob Creek - Fish Passage (310603A)	330	950	0	0	0	1,280
112	SR 112/Hoko-Ozette Road - Safety (311218B)	0	0	844	214	0	1,058
124	SR 124/East Jct. SR 12 - Reconstruction (512401O)	320	0	0	0	0	320
160	SR 160/SR 16 to Longlake Road Vic (316006B)	0	0	1,970	1,913	0	3,883
161	SR 161/204th Street to 176th Street (316114A)	5,500	4,300	0	0	0	9,800
161	SR 161/234th Street to 204th Street E (316119A)	6,600	3,000	15	0	0	9,615
161	SR 161/36th to Jovita - Widening (316118A)	4,700	3,880	1,680	9,200	0	19,460
161	SR 161/Jovita Blvd to S 360th St (116100C)	4,500	21,000	0	0	0	25,500
161	SR 161/SR 167 Eastbound Ramp - Safety (316109A)	0	0	1,906	0	0	1,906
167	NB Ramps to Ellingson Road (116700C)	0	601	0	0	0	601
167	SR 167/15th St. SW to 15th St. NW - HOV (1167HOV)	12,000	26,000	1,600	0	0	39,600
167	SR 167/Corridor Study (116700S)	0	9,602	0	0	0	9,602
167	SR 167/I-5 to SR 161, New Freeway (316718CPE)	2,263	0	0	0	0	2,263
167	SR 167/I-5 to SR 161, New Freeway (316718CRW)	16,201	21,599	0	0	0	37,800
167	SR 167/SR 509 to I-5, New Freeway (316718APE)	6,628	9,819	6,791	0	0	23,238
182	I-182/US 395 I/C - Roadside Safety (518201I)	108	0	0	0	0	108
202	SR 202/244th Avenue NE Intersection (120214T)	0	404	0	0	0	404
202	SR 202/Jct 292nd Ave SE (120216S)	0	632	0	0	0	632
202	SR 202/Preston-Fall City Road & SR 203 (120219L)	0	1,539	870	0	0	2,409
203	SR 203/NE 124th/Novelty Rd Vic. (120311C)	1,200	0	0	0	0	1,200
205	I-205/Mill Plain Exit(112th Connector) (420505A)	0	8,200	3,800	0	0	12,000
240	SR 240/I-182 to Richland Y - Add Lanes (524002F)	6,300	13,500	1,800	0	0	21,600
240	SR 240/Richland Y to Columbia Center I/C (524002G)	13,490	19,500	2,600	0	0	35,590
270	SR 270/Pullman to Idaho State Line (627000E)	11,500	17,000	0	0	0	28,500
304	SR 304/SR 3 to Bremerton Ferry Terminal (330403B)	11,000	0	0	0	0	11,000
395	NSC-Francis Avenue to Farwell Road (600001A)	41,900	47,910	18,470	0	0	108,280
395	NSC-US 2 to Wandermere & US 2 Lowering (600003A)	1,210	8,300	35,640	35,500	0	80,650
395	US 395/Kennewick Variable Message Sign (539502D)	375	0	0	0	0	375
405	I-405/SE 8th to I-90 (South Bellevue) (140500SB)	15,000	35,000	55,480	80,000	0	185,480
405	I-405/SR 520 to SR 522 (140500SC)	15,000	25,000	38,540	45,195	40,000	163,735
405	I-405/West Valley Highway to Maple Valley Highway (140500SA)	16,000	39,840	45,000	35,000	0	135,840
410	SR 410/214th Ave E to 234th - Widening (341015A)	0	1,700	4,300	0	0	6,000
500	SR 500/NE 112th Ave. - Interchange (450099A)	21,300	0	0	0	0	21,300

## 2003-05 Transportation Project List - New Law State Funds Only

(Dollars in Thousands)

Rte	Project Description	2003-05	2005-07	2007-09	2009-11	2011-13	Total
<b>Improvement Projects (continued):</b>							
502	SR 502/Widening From I-5 to Battle Ground (450208W)	400	900	6,100	7,600	0	15,000
509	SR 509 Design & Critical R/W (150900AA)	29,200	5,800	0	0	0	35,000
516	SR 516/208th & 209th Ave. SE (151632D)	0	803	0	0	0	803
519	SR 519 Intermodal Access Project (151902A)	0	0	0	6,000	32,000	38,000
520	Noise Wall In Seattle (Noisew)	3,500	0	0	0	0	3,500
520	SR 520 Early Row (152000TB)	6,000	0	0	0	0	6,000
520	SR 520 Environmental Impact Statement (152000TA)	11,250	0	0	0	0	11,250
520	SR 520 Project Design (152000TC)	0	8,000	14,000	13,000	0	35,000
520	SR 520/W Lake Sammamish Pkwy to SR 202 (152040A)	3,400	4,900	24,500	38,720	30,800	102,320
522	Bothell - Uw CampUS Access (1522UWB)	8,000	0	0	0	0	8,000
522	SR 522/I-5 to SR 405 Multimodal Project (152201C)	3,600	1,500	0	0	0	5,100
522	SR 522/Snohomish River Bridge to US 2 (152234E)	3,200	6,400	2,160	32,000	64,925	108,685
527	SR 527/132nd St. SE to 112th St. SE (152720A)	2,130	19,000	3,400	0	0	24,530
539	SR 539/Tenmile Road to International Boundary (153910A)	4,850	5,500	5,200	31,500	42,000	89,050
543	SR 543/I-5 to International Boundary (154302E)	692	13,000	5,200	0	0	18,892
704	Crossbase Highway Place Holder (3704CBHPE)	6,200	8,800	0	0	0	15,000
900	SR 900/SE 78th St Vic. to I-90 Vic. (190098U)	1,370	2,469	11,000	0	0	14,839
999	Statewide Bridge Rail Retrofit (099903N )	2,000	2,000	2,000	2,000	2,000	10,000
999	Statewide Guard Rail Retrofit (099903M)	4,000	4,000	4,000	4,000	4,000	20,000
<b>Improvement Projects Total</b>		<b>565,301</b>	<b>782,199</b>	<b>732,888</b>	<b>690,734</b>	<b>459,423</b>	<b>3,230,545</b>
<b>Preservation Projects:</b>							
005	Concrete Rehab on I-5 In Pierce, King, & Snohomish Co. (Concrete)	0	2,000	5,000	20,300	107,000	134,300
005	I-5 Boeing Access Road to Northgate Corridor EIS (100521PA)	2,000	8,300	0	0	0	10,300
<b>Preservation Projects Total</b>		<b>2,000</b>	<b>10,300</b>	<b>5,000</b>	<b>20,300</b>	<b>107,000</b>	<b>144,600</b>
<b>Ferry Projects:</b>							
	Anacortes Multimodal Terminal (902019U)	5,749	28,269	15,622	16,888	472	67,000
	Catch-Up Preservation (999940D)	0	6,221	16,156	10,495	3,460	36,332
	Edmonds Multimodal Terminal (910413M)	7,800	0	0	0	0	7,800
	Mukilteo Multimodal Terminal (952515K)	3,972	8,248	60,723	47,251	0	120,194
	Third Replacement Auto Passenger Ferry (944460U)	0	0	66,525	0	0	66,525
<b>Ferry Projects Total</b>		<b>17,521</b>	<b>42,738</b>	<b>159,026</b>	<b>74,634</b>	<b>3,932</b>	<b>297,851</b>
<b>Local Roads Projects:</b>							
	Columbia Center Blvd. Railroad Crossing (01P021A)	6,000	0	0	0	0	6,000
	D St. Grade Separation (01F018A)	0	6,000	0	0	0	6,000
<b>Local Roads Projects Total</b>		<b>6,000</b>	<b>6,000</b>	<b>0</b>	<b>0</b>	<b>0</b>	<b>12,000</b>
<b>Rail Projects:</b>							
	Ballard Double Track & Crossover (P01103A)	5,000	0	0	0	0	5,000
	Bellingham-GP Area Upgrades (P01100A)	200	0	0	0	0	200
	Blue Mtn. RR Wallula-Walla Walla Upgrade (F01020A)	0	1,260	0	0	0	1,260
	Cascade & Columbia River-286K Upgrade (F01050B)	0	890	0	0	0	890
	Connell Feed Lot Loop Track (F01071A)	0	0	0	0	2,750	2,750
	Geiger Spur Connection (F01112A)	0	3,500	0	0	0	3,500
	High Speed Crossovers-Centennial (P01007A)	0	2,075	0	0	0	2,075
	High Speed Crossovers-Ketron (P01007B)	0	2,900	0	0	0	2,900
	High Speed Crossovers-Tenino (P01007C)	0	2,900	0	0	0	2,900
	High Speed Crossovers-Titlow (P01004D)	0	3,970	0	0	0	3,970
	Kelso-Martin Bluff 3rd Mainline (P01006A)	0	0	0	25,000	25,000	50,000

**2003-05 Transportation Project List - New Law  
State Funds Only**  
(Dollars in Thousands)

<b>Rte</b>	<b>Project Description</b>	<b>2003-05</b>	<b>2005-07</b>	<b>2007-09</b>	<b>2009-11</b>	<b>2011-13</b>	<b>Total</b>
<b>Rail Projects (continued):</b>							
	Mt. Vernon Siding Upgrade (P01101A)	3,800	0	0	0	0	3,800
	PA Jct. to Delta Jct. Speed Increase (P01102A)	9,000	0	0	0	0	9,000
	Palouse Riv. & Coulee City RR Acquisition (F01110A)	5,820	1,530	0	0	0	7,350
	Port of Columbia Co. Dayton Upgrades (F01021B)	0	0	320	0	0	320
	Port of Columbia Railroad Improvements (F01021A)	0	0	11,500	0	0	11,500
	PR&CC Cheney-Coulee 286K Upgrade (F01111A)	0	0	0	8,000	0	8,000
	Pt Defiance (Lakeview) Bypass (PO1008A)	0	3,000	3,040	7,480	7,480	21,000
	Purchase Oregon Trainset (Train)	0	7,500	0	0	0	7,500
	Rural Elevator Track Expansion (F01002A)	0	0	0	1,140	3,860	5,000
	Stanwood Siding Upgrades (P01104A)	3,000	0	0	0	0	3,000
	Tacoma RMDRR Morton Line Repairs-Phase 2 (F01160B)	3,180	0	0	0	0	3,180
	TS&W Yakama Sawmill Traffic Upgrades (F01171A)	0	640	0	0	0	640
	Vancouver Rail Project Incl. 39th Bridge (P01005A)	0	0	53,773	0	0	53,773
	<b>Rail Projects Total</b>	<b>30,000</b>	<b>30,165</b>	<b>68,633</b>	<b>41,620</b>	<b>39,090</b>	<b>209,508</b>

# Transportation Budget - Agency Detail

## DIRECTORY

Agency	Page
<b>TRANSPORTATION AGENCIES</b>	
<b>Department of Transportation</b>	
Pie Chart: By Program . . . . .	365
Pie Chart: Operating and Capital Comparison . . . . .	366
Pie Chart: By Fund Type . . . . .	367
Program C – Information Technology . . . . .	368
Program D – Highway Management and Facilities – Operating . . . . .	371
Program D – Plant Construction and Supervision – Capital . . . . .	372
Program F – Aviation . . . . .	373
Program H – Program Delivery Management and Support . . . . .	374
Program I1 – Improvements – Mobility . . . . .	375
Program I2 – Improvements – Safety . . . . .	376
Program I3 – Improvements – Economic Initiatives . . . . .	377
Program I4 – Improvements – Environmental Retrofit . . . . .	378
Program I7 – SR 16 Tacoma Narrows Bridge Project . . . . .	379
Program K – Transportation Economic Partnership – Operating . . . . .	380
Program M – Highway Maintenance and Operations . . . . .	381
Program P1 – Preservation – Roadway . . . . .	382
Program P2 – Preservation – Structures . . . . .	383
Program P3 – Preservation – Other Facilities . . . . .	384
Program Q – Traffic Operations – Operating . . . . .	385
Program Q – Traffic Operations – Capital . . . . .	386
Program S – Transportation Management and Support . . . . .	387
Program T – Transportation Planning, Data, and Research . . . . .	388
Program U – Charges from Other Agencies . . . . .	390
Program V – Public Transportation . . . . .	391
Program W – Washington State Ferries – Capital . . . . .	393
Program X – Washington State Ferries – Operating . . . . .	394
Program Y – Rail – Operating . . . . .	395
Program Y – Rail – Capital . . . . .	396
Program Z – Local Programs – Operating . . . . .	397
Program Z – Local Programs – Capital . . . . .	398
<b>Washington State Patrol</b>	
Pie Chart: By Program . . . . .	399
Pie Chart: By Fund Type . . . . .	400
Field Operations Bureau . . . . .	401
Support Services Bureau . . . . .	402
Capital . . . . .	403

**TRANSPORTATION AGENCIES (continued)****Department of Licensing**

Pie Chart: By Program .....	404
Management and Support Services .....	405
Information Systems .....	406
Vehicle Services .....	408
Driver Services .....	410
Board of Pilotage Commissioners .....	411
County Road Administration Board – Operating .....	412
County Road Administration Board – Capital .....	413
Freight Mobility Strategic Investment Board .....	414
Legislative Transportation Committee .....	415
Marine Employees’ Commission .....	416
Transportation Improvement Board – Operating .....	417
Transportation Improvement Board – Capital .....	418
Traffic Safety Commission .....	419
Transportation Commission .....	420

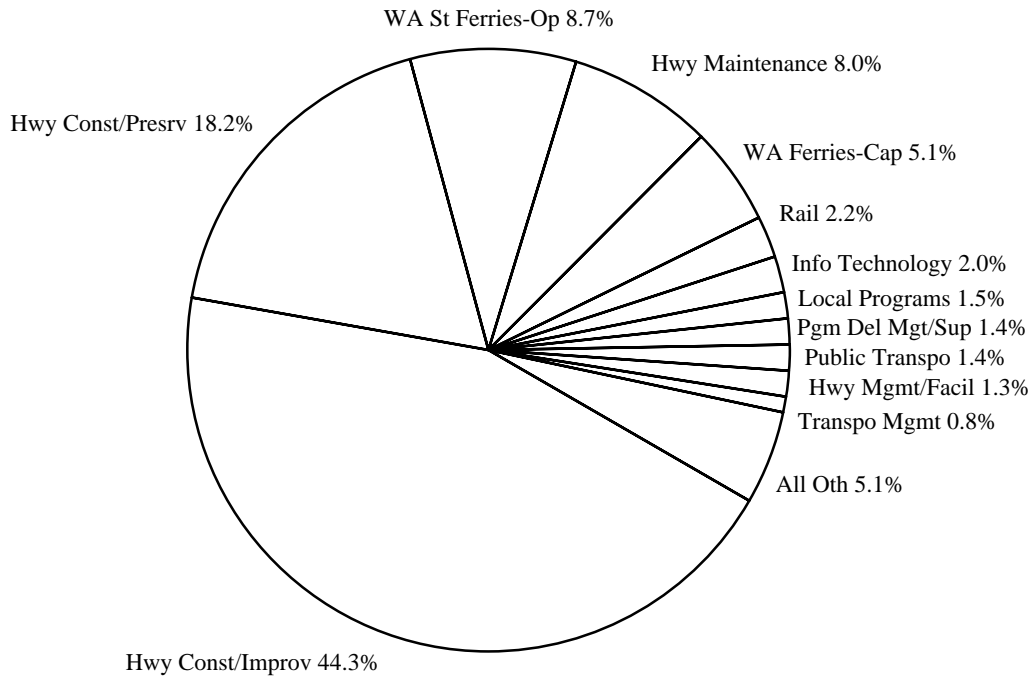
**GOVERNMENTAL OPERATIONS AGENCIES**

Bond Retirement & Interest .....	421
Department of Agriculture .....	422
State Employee Compensation Adjustments .....	423
State Parks and Recreation Commission - Operating .....	424
State Parks and Recreation Commission - Capital .....	425
Utilities and Transportation Commission .....	426

**2003-05 Washington State Transportation Budget  
Chapter 360, Laws of 2003, Partial Veto (ESHB 1163)  
Total Appropriated Funds**

(Dollars in Thousands)

**DEPARTMENT OF TRANSPORTATION  
Total Operating and Capital**



<u>Program</u>	
Pgm I - Hwy Const/Improvements	1,596,835
Pgm P - Hwy Const/Preservation	656,979
Pgm X - WA State Ferries-Op	314,700
Pgm M - Highway Maintenance	289,029
Pgm W - WA State Ferries-Cap	182,596
Pgm Y - Rail	80,374
Pgm C - Information Technology	70,770
Pgm Z - Local Programs	53,586
Pgm H - Pgm Delivery Mgmt & Suppt	49,410
Pgm V - Public Transportation	49,186
Pgm D - Hwy Mgmt & Facilities	48,344
Pgm S - Transportation Management	27,554
All Other Programs	184,223
<b>Total</b>	<b>3,603,586</b>

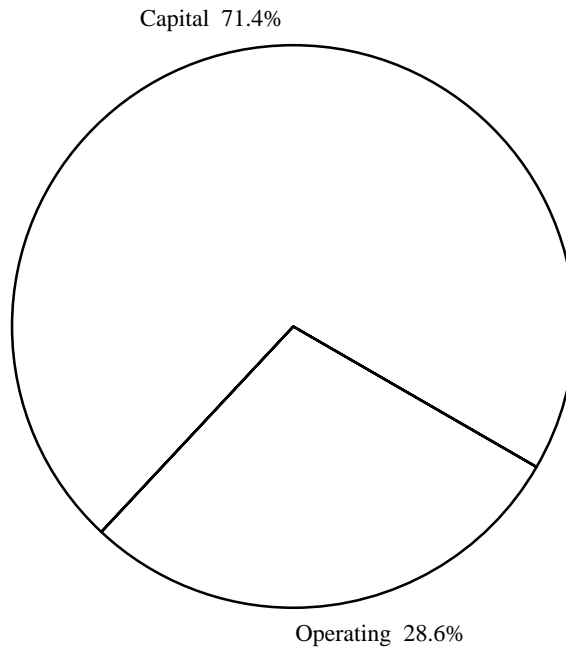
*All Other Programs includes: Pgm F (\$6.0 M), Pgm K (\$1.0 M), Pgm Q (\$68.2 M), Pgm T (\$47.9 M), and Pgm U (\$61.1 M).*

**2003-05 Washington State Transportation Budget**  
**Chapter 360, Laws of 2003, Partial Veto (ESHB 1163)**  
**Total Appropriated Funds**

(Dollars in Thousands)

---

**DEPARTMENT OF TRANSPORTATION**  
**Operating and Capital Comparison**



<b>Department of Transportation</b>	
Operating	1,031,423
Capital	<u>2,572,163</u>
<b>Total</b>	<b>3,603,586</b>



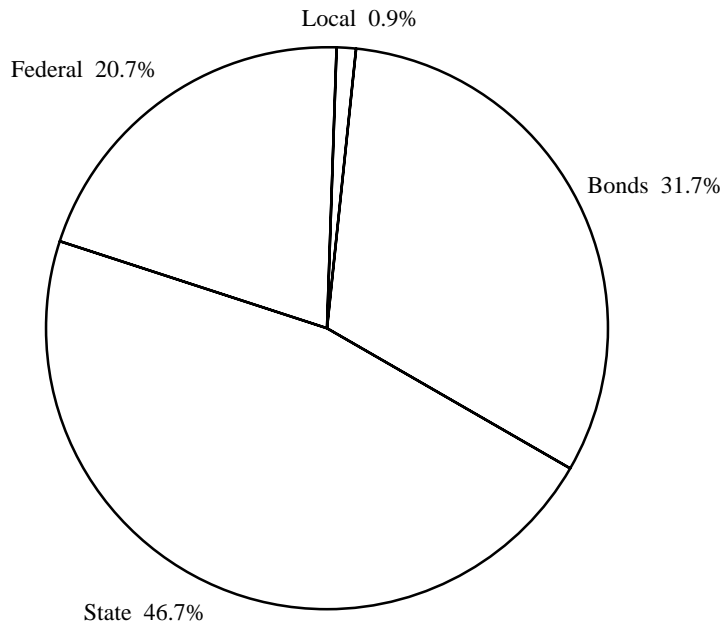
**2003-05 Washington State Transportation Budget  
Chapter 360, Laws of 2003, Partial Veto (ESHB 1163)  
Total Appropriated Funds**

(Dollars in Thousands)

**DEPARTMENT OF TRANSPORTATION**

**Components by Fund Type**

**Total Operating and Capital**



<b>Fund Type</b>	
State	1,681,526
Federal	745,847
Local	33,891
Bonds	<u>1,142,322</u>
<b>Total</b>	<b>3,603,586</b>

*Includes bonds of: \$567 million Tacoma Narrows Bridge Toll Account; \$280 million Transportation 2003 (Nickel) Account; \$158.6 million Motor Vehicle Account; \$47.8 million Multimodal Transportation Account; \$45 million Puget Sound Capital Construction Account; and \$44 million Special Category C Account. Bonds are financed with state transportation revenues but are shown above as a percentage of all transportation fund types.*

**Department of Transportation  
Program C - Information Technology**

Total Appropriated Funds  
(Dollars in Thousands)

	<b>Enacted</b>
<b>2001-03 Expenditure Authority</b>	<b>0</b>
<hr/>	
<b>2003-05 Maintenance Level</b>	<b>59,865</b>
<b>Policy Changes</b>	
1. 2001-03 Reappropriations	1,325
2. 2001-03 Reapprop: Environmental	558
3. 2001-03 Reapprop: WSF	4,355
4. Critical Application Assessment	715
5. Infrastructure Investment	500
6. Ferries Labor Collect Workstations	75
7. Ferries Ongoing Smart Card Costs	400
8. Ferries Technology System Updates	559
9. Tools to Manage Project Delivery	2,540
10. Revolving Funds	52
11. Staff Reduc. & Oper. Efficiencies	-174
	<b>70,770</b>

**Comments:**

The Information Technology Program funds the core agency-wide information technology services within the Department. Included are the acquisition and operation of central data processing equipment, acquisition of microcomputer hardware, software, and related support equipment used by Washington State Department of Transportation (WSDOT) personnel, and technical support for users. This program is also responsible for the development and maintenance of information systems supporting WSDOT operations and program delivery.

1. **2001-03 Reappropriations** - Reappropriations are made for system development that began in the 2001-03 biennium; including \$850,000 for the Collision Location and Analysis System (CLAS) and \$475,000 for the Time Collection Automation System. (Motor Vehicle Account-State)

CLAS: In the 2001-03 biennium, the Legislature provided funding to fully implement CLAS for the analysis of all collision reports. To fully implement CLAS, WSDOT expanded CLAS so it could process city and county collision data and constructed electronic data feeds to cities, counties, and the Traffic Safety Commission. WSDOT also created a set of reports that could be run to show city, county, and state route collision data as required by RCW 46.52.060. Finally, the Department determined imaging requirements, installed, and tested equipment to begin imaging in July 2003.

The Time Collection Automation System is an effort to automate the time collection process by having employees directly enter time sheet information directly into the Labor Collection system through use of the Internet, personal computer, and other time collection devices. System development is funded within existing agency resources by having each affected program reduce ongoing base operating

costs relative to anticipated system benefits. The expected benefit of the automated process is for more accurate and timely reports, with biennial savings of \$820,000 resulting from efficiencies related to decreased administration efforts. The project delay is the result of moving to the second vendor identified through the Request For Proposal process after experiencing problems with the first vendor selected. By December 1, 2004, the Department will report to the House Transportation Committee and the Senate Highways and Transportation Committee on the final implementation of the system. The report should include a summary of the work completed, a description of the final system, a comparison of original and actual timelines and expected benefits, and an updated analysis of projected savings expected from implementation of the system.

2. **2001-03 Reapprop: Environmental** - Reappropriations are made for system development that began in the 2001-03 biennium; including \$258,000 for the Environmental Benefit Cost Assessment System and \$300,000 for the Environmental Permit and Compliance System. (Motor Vehicle Account-State)

The Environmental Benefit Cost Assessment is planned to consist of data system tools that are developed to collect and manage environmental cost accounting data. These tools are intended to improve the Department's ability to record, track, and report environmental costs and incorporate them into environmental project benefit/cost analyses. This effort is in response to a 1998 Joint Legislative Audit and Review Committee audit and the associated audit recommendations. Preliminary work was initiated in the 1999-01 biennium and \$298,000 was provided in the 2001-03 biennium for system development. However, delays in policy decisions, multiple

## Department of Transportation Program C - Information Technology

agency involvement, lack of national models/prototypes, and delays in hiring staff during the 2001-03 biennium have pushed completion of the project into the 2003-05 biennium. Each December, annual updates are to be provided to the House Transportation Committee and the Senate Highways and Transportation Committee concerning the status of implementing and completing this project, with updates concluding the first December after full project implementation.

The Environmental Permit and Compliance System is planned to consist of data system tools that are built to collect and manage environmental permit data. These tools are intended to improve the Department's compliance with environmental agreements and requirements and to help track the status and requirements of the Department's environmental commitments. Originally begun in the 1999-01 biennium with a \$100,000 investment for analysis and initial design work, WSDOT received \$400,000 in the 2001-03 biennium to construct and implement the system. Delays in policy decisions and additional planning time needed to ensure efficient systems interface have pushed the completion and application of the data system tools into the 2003-05 biennium. Each December, annual updates are to be provided to the House Transportation Committee and the Senate Highways and Transportation Committee concerning the status of implementing and completing this project, with updates concluding the first December after full project implementation.

3. **2001-03 Reapprop: WSF** - Reappropriations are made for system development that began in the 2001-03 biennium; including \$55,000 for the Washington State Ferry (WSF) Terminal Engineering Project and \$4,300,000 for the WSF Revenue Collection System. (Motor Vehicle Account-State, Motor Vehicle Account-Federal)

The WSF Terminal Engineering Project is an effort to purchase and implement an electronic system to securely archive current and past contract documentation used by WSF for future project design. In the 2001-03 biennium, \$350,000 was provided for the project. Due to minor technical delays, project completion has been moved to early in the 2003-05 biennium.

The WSF Revenue Collection System refers to the purchase, installation, and implementation of a new revenue collection system to replace the current point-of-sale (POS) system at WSF. The existing, custom-built POS system supports current ferry operations and helps meet critical revenue collection needs. The POS system is used by WSF ticket sellers, attendants, and terminal agents to meet day-to-day needs associated with the accurate and timely collection of passenger fares, revenue reporting, and ticket issuance. Due to aging technology of the existing system and business needs for increased functionality, including the participation and integration of the regional Smart Card project, a new system is required. The project has been divided into two phases: 1)

analysis and business/technology requirement assessment and 2) system acquisition and implementation. Additional planning efforts resulting from new dynamics experience in project development have delayed the first phase of the project. Anticipated completion date for phase one is April 2003 and Winter 2005 for full implementation and operation. Full operation of the Smart Card project is estimated to be Summer 2006. Each December, annual updates are to be provided to the House Transportation Committee and Senate Highways and Transportation Committee concerning the status of implementing and completing this project, with updates concluding the first December after full project implementation.

4. **Critical Application Assessment** - Funding is provided for a feasibility study and an external, third-party assessment of critical business systems as a component of Department efforts to develop a long-term modernization and integration strategy for existing information systems. In working toward improving business application systems that support project management, program management, accounting, and budget functions, the Department should work with the Office of Financial Management and the Department of Information Services to ensure 1) that current and future system development is consistent with the overall direction of other key state systems and 2) when possible, utilize and/or develop common statewide systems to encourage coordination and integration of information shared between the Department and other state and governmental entities in order to avoid duplication and generate efficiencies on a large scale. The Legislative Transportation Committee (LTC) must approve the statement of work before the consultant contract is let. (Motor Vehicle Account-State)
5. **Infrastructure Investment** - Funding is provided for network infrastructure replacement and upgrades to ensure reliable and uninterrupted systems support. This addition increases funding for network infrastructure from \$500,000 to \$1,000,000. These funds will enable the Department to upgrade its infrastructure to accommodate increased use of electronic technologies and replace obsolete and aging equipment. (Motor Vehicle Account-State)
6. **Ferries Labor Collect Workstations** - Funding is provided for the acquisition and installation of computers to be installed on-board each ferry to enable remote entry to the Department's new Labor Collection system. (Puget Sound Ferry Operations Account-State)
7. **Ferries Ongoing Smart Card Costs** - Funding is provided solely for the Department's share of ongoing operating costs associated with the regional effort to implement one common fare collection system through the use of Smart Card technology. The Office of Financial Management is to hold \$200,000 in reserve until a report is provided to the LTC indicating that an agreement on the technology to be used throughout the state of Washington for the Smart Card application has been reached among all organizations participating in the effort. (Puget Sound Ferry Operations Account-State)

## **Department of Transportation Program C - Information Technology**

8. **Ferries Technology System Updates** - Funding is provided for staff to support existing applications, meet emerging needs, and satisfy the need for ongoing support of WSF systems and infrastructure. (Puget Sound Ferry Operations Account-State)
  
9. **Tools to Manage Project Delivery** - Funding for implementation of the project delivery management system is consolidated and transferred from the Preservation -- Other Facilities program (P3). (Motor Vehicle Account-State, Motor Vehicle Account-Federal)
  
10. **Revolving Funds** - Funding is provided for labor and industries rate increases. (Motor Vehicle Account-State)
  
11. **Staff Reduc. & Oper. Efficiencies** - Funding and staffing levels are reduced for efficiencies that are expected in program administration, management, and operation. (Motor Vehicle Account-State)

**Department of Transportation**  
**Program D - Highway Management & Facilities - Operating**

Total Appropriated Funds  
 (Dollars in Thousands)

	<b>Enacted</b>
<b>2001-03 Expenditure Authority</b>	<b>51,044</b>
<hr/>	
<b>2003-05 Maintenance Level</b>	<b>30,478</b>
<b>Policy Changes</b>	
1. Fixed Costs & Renovation Projects	600
2. Revolving Funds	20
3. Staff Reduc. & Oper. Efficiencies	-50
	<b>31,048</b>
<b>Total 2003-05 Biennium</b>	<b>31,048</b>

**Comments:**

The Highway Management and Facilities Program funds the support for the operation and maintenance of the Department' 650 buildings and facilities statewide. Included are the operation and maintenance expenditures for utilities, custodial services, and other required services. Maintenance covers both corrective and preventive efforts, as well as renovation projects required to maintain facilities in good working condition and compliant with environmental, Americans with Disabilities Act, and other code requirements.

1. **Fixed Costs & Renovation Projects** - Additional funding is provided to cover fixed cost increases. (Motor Vehicle Account-State)
2. **Revolving Funds** - Funding is provided for labor and industries rate increases. (Motor Vehicle Account-State)
3. **Staff Reduc. & Oper. Efficiencies** - Funding and staffing levels are reduced for efficiencies that are expected in program administration, management, and operation. (Motor Vehicle Account-State)

**Department of Transportation**  
**Program D - Plant Construction & Supervision**

Total Appropriated Funds  
(Dollars in Thousands)

	<u>Enacted</u>
<b>2001-03 Expenditure Authority</b>	<b>13,046</b>
2003 Supplemental *	-675
<b>Total 2001-03 Biennium</b>	<b>12,371</b>
<hr/>	
<b>2003-05 Maintenance Level</b>	<b>8,695</b>
<b>Policy Changes</b>	
1. Plant Construction - New Starts	<u>8,601</u>
<b>Total 2003-05 Biennium</b>	<b>17,296</b>

*Comments:*

The Plant Construction and Supervision Program funds the management and capital improvements to the Department's buildings and other facilities, including construction of new facilities and major capital improvements to existing facilities. Department staff are responsible for administering all aspects of facility capital projects, including site acquisition and development, facility design, and construction.

1. **Plant Construction - New Starts** - Funding is provided to implement the activities and projects included in the Legislative 2003 Transportation Facilities Project List - Current Law.

Prior to spending funds for construction on the light industrial and/or maintenance facility projects, the Department is to develop a standard design for all maintenance facilities. Prior to developing design standards, the Department should solicit input from all personnel classifications typically employed at maintenance facilities. A report describing the stakeholder involvement process undertaken and the adopted design standards is to be submitted to the House Transportation Committee and Senate Highways and Transportation Committee by September 1, 2003. (Motor Vehicle Account-State)

\* Please see the 2003 Supplemental Transportation Budget Section for additional information.

**Department of Transportation**  
**Program F - Aviation**  
 Total Appropriated Funds  
 (Dollars in Thousands)

	<b>Enacted</b>
<b>2001-03 Expenditure Authority</b>	<b>5,509</b>
2003 Supplemental *	-382
<b>Total 2001-03 Biennium</b>	<b>5,127</b>
<b>2003-05 Maintenance Level</b>	<b>3,504</b>
<b>Policy Changes</b>	
1. Aviation Program Funding	382
2. Aviation Planning Funding	650
3. SB 6056	1,503
<b>Total 2003-05 Biennium</b>	<b>6,039</b>

**Comments:**

The Aviation Program supports a number of aviation services, including conducting search and rescue education and operations, providing technical and financial aid to local, public use airports, registering pilots and aircraft, managing the 16 state-owned or operated airports, and assisting local governments, the aviation community, and the general public to comply with federal and state aviation regulations.

1. **Aviation Program Funding** - Funding is provided for additional grants to preserve the existing infrastructure of airports. These grant funds are paid from dedicated aviation-related revenue sources. In order to increase the amount of funding available for grants under the existing revenue structure, the Department is encouraged to increase the percentage of state registered aircraft where those aircraft are Federal Aviation Administration (FAA) registered and operating within Washington. (Aeronautics Account-State)
2. **Aviation Planning Funding** - Funding is provided for FAA grants for aviation planning purposes. (Aeronautics Account-Federal)
3. **SB 6056** - Funding is provided for additional preservation grants to airports and additional search and rescue and safety and education activities, due to revenue generated as a result of Chapter 375, Laws of 2003 (SB 6056). Funding is constrained by additional revenue generated. (Aeronautics Account-State, Aircraft Search and Rescue Account-State)

\* Please see the 2003 Supplemental Transportation Budget Section for additional information.

**Department of Transportation**  
**Program H - Program Delivery Management & Support**

Total Appropriated Funds  
 (Dollars in Thousands)

	<b>Enacted</b>
<b>2001-03 Expenditure Authority</b>	<b>0</b>
<b>2003-05 Maintenance Level</b>	<b>33,510</b>
<b>Policy Changes</b>	
1. Local Representation at TPEAC	300
2. Enviro. Office-Program Realignment	17,410
3. Program Delivery Reduction	-1,700
4. Revolving Funds	46
5. Staff Reduc. & Oper. Efficiencies	-156
<b>Total 2003-05 Biennium</b>	<b>49,410</b>

**Comments:**

The Program Delivery Management & Support Program funds the statewide administration, management, and support functions of the highway maintenance and construction programs. These functions include Regional Management and Support, as well as the statewide Safety Office activities.

1. **Local Representation at TPEAC** - Funding is provided for local representation on the Transportation Permit Efficiency and Accountability Committee (TPEAC) as coordinated through the Association of Washington Cities and Washington State Association of Counties. Funding is provided from local gas tax withholdings. (Motor Vehicle Account-State)
  
2. **Enviro. Office-Program Realignment** - Funding is provided for the staffing, activities, and overhead of the Department's environmental-related functions. Included are \$14,310,000 for the environmental affairs office and \$3,100,000 for staffing and activities of TPEAC. The entire funding is provided in lieu of these activities being included in the direct project support costs previously included in the Improvement and Preservation Programs. (Motor Vehicle Account-State)
  
3. **Program Delivery Reduction** - Funding is reduced for travel, equipment purchases, and contracted services. Due to an overall reduction in the number and size of highway construction projects being designed and constructed and rights-of-way being purchased, the same level of support is not needed for the headquarters office and six regional offices. (Motor Vehicle Account-State)
  
4. **Revolving Funds** - Funding is provided for labor and industries rate increases. (Motor Vehicle Account-State)
  
5. **Staff Reduc. & Oper. Efficiencies** - Funding and staffing levels are reduced for efficiencies that are expected in program administration, management, and operation. (Motor Vehicle Account-State)



**Department of Transportation  
 Program I1 - Improvements - Mobility**

Total Appropriated Funds  
 (Dollars in Thousands)

	<b>Enacted</b>
<b>2001-03 Expenditure Authority</b>	<b>444,862</b>
2003 Supplemental *	-551
<b>Total 2001-03 Biennium</b>	<b>444,311</b>
<hr/>	
<b>2003-05 Maintenance Level</b>	<b>0</b>
<b>Policy Changes</b>	
1. Washington Commerce Corridor Study	500
2. 2001-03 Reappropriations	17,706
3. Enviro. Office-Program Realignment	-3,450
4. ITS Projects Realignment	-26,198
5. Highway Construction Improvements	242,933
6. New Law Improvement Projects	485,766
	<b>717,257</b>

**Comments:**

The Improvements - Mobility Program provides funding for the design, right-of-way, and construction of projects that improve mobility on the state highway system. Mobility improvements increase a highway's ability to carry more motor vehicles, with the long-term goal of reducing congestion. Examples include constructing carpool lanes and mitigating congestion on urban highways in cooperation with local and regional jurisdictions.

**6. New Law Improvement Projects** - Funding is provided to implement the activities and projects included in the Legislative 2003 Transportation Project List - New Law. (Transportation 2003 Account-State, Transportation 2003 Account-Federal, Transportation 2003 Account-Local, Transportation 2003 Account-Bonds)

1. **Washington Commerce Corridor Study** - Funding is provided for a feasibility study of a Washington commerce corridor. (Motor Vehicle Account-State)
2. **2001-03 Reappropriations** - Reappropriations are made for expenditures moved from the 2001-03 biennium to the 2003-05 biennium. (Motor Vehicle Account-State, Motor Vehicle Account-Federal)
3. **Enviro. Office-Program Realignment** - Funding is reduced for direct project support costs associated with the environmental affairs office. Funding is transferred to Program Management and Support (Program H). (Motor Vehicle Account-State)
4. **ITS Projects Realignment** - Funding for Intelligent Transportation System (ITS) projects on the state highway system are transferred to and consolidated within the Traffic Operations Capital program (Program Q Capital). (Motor Vehicle Account-State, Motor Vehicle Account-Federal)
5. **Highway Construction Improvements** - Funding is provided to implement the activities and projects included in the Legislative 2003 Transportation Project List - Current Law. (Motor Vehicle Account-State, Motor Vehicle Account-Federal, Motor Vehicle Account-Local, Motor Vehicle Account-Bonds)

\* Please see the 2003 Supplemental Transportation Budget Section for additional information.

**Governor's Vetoes:**

The Governor vetoed Section 305 (13) and (15) of Chapter 360, Laws of 2003, Partial Veto (ESHB 1163), which prohibited new federal funding earmarks from expanding a project's scope and prevented the operation of certain high occupancy vehicle lanes unless certain conditions are met.

**Department of Transportation  
 Program I2 - Improvements - Safety**

Total Appropriated Funds  
 (Dollars in Thousands)

	<b>Enacted</b>
<b>2001-03 Expenditure Authority</b>	<b>146,326</b>
<hr/>	
<b>2003-05 Maintenance Level</b>	<b>0</b>
<b>Policy Changes</b>	
1. 2001-03 Reappropriations	1,000
2. Enviro. Office-Program Realignment	-1,410
3. Collision Reporting - Prog. Realign	-2,400
4. Highway Construction Improvements	94,539
5. New Law Improvement Projects	48,551
	<b>140,280</b>
<b>Total 2003-05 Biennium</b>	<b>140,280</b>

**Comments:**

The Improvements - Safety Program provides funding for the design, right-of-way, and construction of safety projects that improve the state highway system by correcting deficiencies where accidents have occurred and making improvements at potentially hazardous locations. Examples include realigning curves, constructing traffic signals, and installing guardrails.

1. **2001-03 Reappropriations** - Reappropriations are made for expenditures moved from the 2001-03 biennium to the 2003-05 biennium. (Motor Vehicle Account-State)
2. **Enviro. Office-Program Realignment** - Funding is reduced for direct project support costs associated with the environmental affairs office. Funding is transferred to Program Management and Support (Program H). (Motor Vehicle Account-State)
3. **Collision Reporting - Prog. Realign** - Funding is transferred to the Transportation Planning, Data, & Research Program (T) to consolidate all program costs associated with the Collision Reporting System. (Motor Vehicle Account-State)
4. **Highway Construction Improvements** - Funding is provided to implement the activities and projects included in the Legislative 2003 Transportation Project List - Current Law. (Motor Vehicle Account-State, Motor Vehicle Account-Federal, Motor Vehicle Account-Local)
5. **New Law Improvement Projects** - Funding is provided to implement the activities and projects included in the Legislative 2003 Transportation Project List - New Law. (Transportation 2003 Account-State, Transportation 2003 Account-Local)

**Department of Transportation**  
**Program I3 - Improvements - Economic Initiatives**

Total Appropriated Funds  
 (Dollars in Thousands)

	<b>Enacted</b>
<b>2001-03 Expenditure Authority</b>	<b>125,367</b>
<hr/>	
<b>2003-05 Maintenance Level</b>	<b>0</b>
<b>Policy Changes</b>	
1. 2001-03 Reappropriations	4,938
2. Enviro. Office-Program Realignment	-1,030
3. Highway Construction Improvements	71,382
4. New Law Improvement Projects	28,537
	<b>103,827</b>
<b>Total 2003-05 Biennium</b>	<b>103,827</b>

**Comments:**

The Improvements - Economic Initiatives Program provides funding for design, right-of-way, and construction of economic initiative projects that improve the state highway system by focusing on the efficiency of moving freight and goods. Examples of projects include fixing highways where travel is restricted because of freeze-thaw closures, upgrading pavements to all-weather road status, constructing new rest areas, correcting bridges and overpasses that have height or weight restrictions, and widening of highway shoulders.

1. **2001-03 Reappropriations** - Reappropriations are made for expenditures moved from the 2001-03 biennium to the 2003-05 biennium. (Motor Vehicle Account-State)
  
2. **Enviro. Office-Program Realignment** - Funding is reduced for direct project support costs associated with the environmental affairs office. Funding is transferred to Program Management and Support (Program H). (Motor Vehicle Account-State)
  
3. **Highway Construction Improvements** - Funding is provided to implement the activities and projects included in the Legislative 2003 Transportation Project List - Current Law. (Motor Vehicle Account-State, Motor Vehicle Account-Federal, Motor Vehicle Account-Local, Special Category C Account-State, Special Category C Account-Bonds)
  
4. **New Law Improvement Projects** - Funding is provided to implement the activities and projects included in the Legislative 2003 Transportation Project List - New Law. (Transportation 2003 Account-State, Transportation 2003 Account-Federal)

**Department of Transportation  
 Program I4 - Improvements - Environmental Retrofit**

Total Appropriated Funds  
 (Dollars in Thousands)

	<b>Enacted</b>
<b>2001-03 Expenditure Authority</b>	<b>23,071</b>
<hr/>	
<b>2003-05 Maintenance Level</b>	<b>0</b>
<b>Policy Changes</b>	
1. 2001-03 Reappropriations	68
2. Enviro. Office-Program Realignment	-3,240
3. Highway Construction Improvements	18,513
4. New Law Improvement Projects	6,830
<b>Total 2003-05 Biennium</b>	<b>22,171</b>

*Comments:*

The Improvements - Environmental Retrofit Program provides funding for the design, right-of-way, and construction of retrofit projects that improve the state highway system by correcting or reducing the impact of transportation facilities on the environment. Examples include fixing culverts under highways to enable fish to pass through them, rebuilding structures that discharge storm water, and reducing the public's exposure to noise by constructing noise walls along highways.

1. **2001-03 Reappropriations** - Reappropriations are made for expenditures moved from the 2001-03 biennium to the 2003-05 biennium. (Motor Vehicle Account-State)
  
2. **Enviro. Office-Program Realignment** - Funding is reduced for direct project support costs associated with the environmental affairs office. Funding is transferred to Program Management and Support (Program H). (Motor Vehicle Account-State)
  
3. **Highway Construction Improvements** - Funding is provided to implement the activities and projects included in the Legislative 2003 Transportation Project List - Current Law. (Motor Vehicle Account-State, Motor Vehicle Account-Federal, Motor Vehicle Account-Local)
  
4. **New Law Improvement Projects** - Funding is provided to implement the activities and projects included in the Legislative 2003 Transportation Project List - New Law. (Transportation 2003 Account-State)

**Department of Transportation**  
**Program I7 - SR 16 Tacoma Narrows Bridge Project**

Total Appropriated Funds  
(Dollars in Thousands)

	<u>Enacted</u>
<b>2001-03 Expenditure Authority</b>	<b>846,255</b>
<b>2003-05 Maintenance Level</b>	<b>0</b>
<b>Policy Changes</b>	
1. 2001-03 Reappropriations	<u>613,300</u>
<b>Total 2003-05 Biennium</b>	<b>613,300</b>

**Comments:**

The Tacoma Narrows Bridge Program provides funding for the design, right-of-way, and construction of the Tacoma Narrows Bridge project.

1. **2001-03 Reappropriations** - Reappropriations are made for expenditures moved from the 2001-03 biennium to the 2003-05 biennium. (Tacoma Narrows Bridge Toll Account-State, Tacoma Narrows Bridge Toll Account-Bonds)

**Department of Transportation**  
**Program K - Transportation Economic Partnership - Operating**

Total Appropriated Funds  
 (Dollars in Thousands)

	<b>Enacted</b>
<b>2001-03 Expenditure Authority</b>	<b>1,448</b>
<b>2003-05 Maintenance Level</b>	<b>0</b>
<b>Policy Changes</b>	
1. Restore Economic Partnership Prog	1,011
<b>Total 2003-05 Biennium</b>	<b>1,011</b>

**Comments:**

The Transportation Economic Partnership Program provides funding to foster partnerships with private firms to develop and operate needed transportation facilities throughout the state. The program funds administration and program support for economic partnership activities in the Department, and provides a point of contact for businesses and private individuals to gain information about Departmental programs.

1. **Restore Economic Partnership Prog** - Funding and staff for the program is transferred back from the Transportation Planning, Data, & Research Program. (Motor Vehicle Account-State)

**Department of Transportation  
 Program M - Highway Maintenance and Operations**

Total Appropriated Funds  
 (Dollars in Thousands)

	<b>Enacted</b>
<b>2001-03 Expenditure Authority</b>	<b>279,959</b>
<hr/>	
<b>2003-05 Maintenance Level</b>	<b>286,256</b>
<b>Policy Changes</b>	
1. General Inflation	-4,559
2. System Additions - Maintenance	7,010
3. Revolving Funds	322
	<b>289,029</b>

**Comments:**

The Maintenance Program provides funding for a variety of maintenance functions related to the state highway system. These functions include maintenance on roadways, drainage systems, slopes, roadsides, landscapes, bridges, tunnels, and rest areas. Additional functions include snow and ice control, traffic services, third party damage repair, and disaster maintenance activities.

1. **General Inflation** - Funding is reduced for general inflation included in the maintenance level calculations. The agency is expected to find sufficient efficiencies in their operations to cover the cost of inflation in the goods, services, and supplies needed for performance of their mission. (Motor Vehicle Account-State)
  
2. **System Additions - Maintenance** - Funding is provided to maintain new structures (lanes, bridges, slopes, guardrails, landscaping, etc.) that have been added to the state highway system during the 2001-03 biennium. This level of funding allows for a continuation of the level of service targets included in the 2001-03 biennium. In delivering the program, the Department should concentrate on the following areas: 1) meeting or exceeding the target for structural bridge repair on a statewide basis; 2) eliminating the number of activities delivered in the "f" level of service at the region level; 3) reducing the number of activities delivered in the "d" level of service by increasing the resources directed to those activities on a statewide and region basis; and 4) evaluating, analyzing, and potentially redistributing resources within and among regions to provide greater consistency in delivering the program statewide and in achieving overall level of service targets. (Motor Vehicle Account-State)
  
3. **Revolving Funds** - Funding is provided for labor and industries rate increases. (Motor Vehicle Account-State)

**Department of Transportation  
 Program P1 - Preservation - Roadway**

Total Appropriated Funds  
 (Dollars in Thousands)

	<b>Enacted</b>
<b>2001-03 Expenditure Authority</b>	<b>276,165</b>
<hr/>	
<b>2003-05 Maintenance Level</b>	<b>0</b>
<b>Policy Changes</b>	
1. 2001-03 Reappropriations	5,937
2. Enviro. Office-Program Realignment	-3,925
3. New Law Preservation Projects	2,000
4. Highway Construction Preservation	251,048
	<b>255,060</b>

*Comments:*

The Preservation Program is responsible for preserving the structural integrity of the state highway system. The Roadway Preservation subprogram provides funds to repair, repave, and restripe state-owned highways, as well as restoring existing safety features.

1. **2001-03 Reappropriations** - Reappropriations are made for expenditures moved from the 2001-03 biennium to the 2003-05 biennium. (Multimodal Transportation Account-State, Multimodal Transportation Account-Federal)
  
2. **Enviro. Office-Program Realignment** - Funding is reduced for direct project support costs associated with the environmental affairs office. Funding is transferred to Program Management and Support (Program H). (Motor Vehicle Account-State)
  
3. **New Law Preservation Projects** - Funding is provided to implement the activities and projects included in the Legislative 2003 Transportation Project List - New Law. (Transportation 2003 Account-State)
  
4. **Highway Construction Preservation** - Funding is provided to implement the activities and projects included in the Legislative 2003 Transportation Project List - Current Law. (Motor Vehicle Account-State, Motor Vehicle Account-Federal, Motor Vehicle Account-Local, Multimodal Transportation Account-State)

*Governor's Vetoes:*

The Governor vetoed Section 306 (7) of Chapter 360, Laws of 2003, Partial Veto (ESHB 1163), which prohibited new federal funding earmarks from expanding a project's scope. Note: The Capital Budget removed the veto from this project.



**Department of Transportation  
 Program P2 - Preservation - Structures**

Total Appropriated Funds  
 (Dollars in Thousands)

	<b>Enacted</b>
<b>2001-03 Expenditure Authority</b>	<b>162,393</b>
<hr/>	
<b>2003-05 Maintenance Level</b>	<b>0</b>
<b>Policy Changes</b>	
1. 2001-03 Reappropriations	10,479
2. Enviro. Office-Program Realignment	-3,265
3. Highway Construction Preservation	318,246
<b>Total 2003-05 Biennium</b>	<b>325,460</b>

*Comments:*

The Preservation Program is responsible for preserving the structural integrity of the state highway system. The Structures Preservation subprogram provides funds to repair or replace bridges, tunnels, and overpasses on state-owned highways. Work includes painting bridges, repairing bridge decks, and protecting structures against earthquake damage.

1. **2001-03 Reappropriations** - Reappropriations are made for expenditures moved from the 2001-03 biennium to the 2003-05 biennium. (Motor Vehicle Account-State, Motor Vehicle Account-Federal)
2. **Enviro. Office-Program Realignment** - Funding is reduced for direct project support costs associated with the environmental affairs office. Funding is transferred to Program Management and Support (Program H). (Motor Vehicle Account-State)
3. **Highway Construction Preservation** - Funding is provided to implement the activities and projects included in the Legislative 2003 Transportation Project List - Current Law. (Motor Vehicle Account-State, Motor Vehicle Account-Federal, Motor Vehicle Account-Local, Motor Vehicle Account-Bonds)

**Department of Transportation**  
**Program P3 - Preservation - Other Facilities**

Total Appropriated Funds  
 (Dollars in Thousands)

	<b>Enacted</b>
<b>2001-03 Expenditure Authority</b>	<b>119,102</b>
<hr/>	
<b>2003-05 Maintenance Level</b>	<b>0</b>
<b>Policy Changes</b>	
1. 2001-03 Reappropriations	9,371
2. Enviro. Office-Program Realignment	-1,090
3. Highway Construction Preservation	70,718
4. Tools to Manage Project Delivery	-2,540
	<b>76,459</b>
<b>Total 2003-05 Biennium</b>	<b>76,459</b>

**Comments:**

The Preservation Program is responsible for preserving the structural integrity of the state highway system. The Other Facilities Preservation subprogram provides funds to rebuild and remodel rest areas, construct truck weigh stations, and stabilize slopes near highways to prevent erosion and mudslides.

1. **2001-03 Reappropriations** - Reappropriations are made for expenditures moved from the 2001-03 biennium to the 2003-05 biennium. (Motor Vehicle Account-State, Motor Vehicle Account-Federal, Motor Vehicle Account-Bonds)
2. **Enviro. Office-Program Realignment** - Funding is reduced for direct project support costs associated with the environmental affairs office. Funding is transferred to Program Management and Support (Program H). (Motor Vehicle Account-State)
3. **Highway Construction Preservation** - Funding is provided to implement the activities and projects included in the Legislative 2003 Transportation Project List - Current Law. (Motor Vehicle Account-State, Motor Vehicle Account-Federal, Motor Vehicle Account-Local)
4. **Tools to Manage Project Delivery** - Funding for implementation of the project delivery management system is transferred to and consolidated in the Information Technology Program (Program C). (Motor Vehicle Account-State, Motor Vehicle Account-Federal)

**Department of Transportation**  
**Program Q - Traffic Operations - Operating**  
 Total Appropriated Funds  
 (Dollars in Thousands)

	<b>Enacted</b>
<b>2001-03 Expenditure Authority</b>	<b>32,009</b>
<hr/>	
<b>2003-05 Maintenance Level</b>	<b>32,012</b>
<b>Policy Changes</b>	
1. Incident Response Program	4,960
2. Impacts of Highway System Additions	2,100
3. Revolving Funds	56
4. Staff Reduc. & Oper. Efficiencies	-134
	<b>38,994</b>

**Comments:**

The Traffic Operations Program is responsible for maximizing existing capacity and improving safety of the highway transportation system. The Traffic Operations program provides funding for traffic flow control and low cost enhancements such as express lane and tunnel operations, ramp meters, and traveler information.

1. **Incident Response Program** - Funding is provided to continue the expanded incident response program implemented in FY 2003 to reduce congestion and improve safety. The incident response personnel were changed from a response mode to a roving mode to more quickly respond to incidents. The primary duty remains responding to the Washington State Patrol for safety purposes; with the secondary role to assist motorists and clear lane blockages during peak traffic periods. The Department will also continue the public-private partnership for privately sponsored motorist assistance vans. This addition increases funding for incident response to \$8,800,000. No more than \$8,800,000 is to be used for the incident response program, including service patrols. (Motor Vehicle Account-State)
  
2. **Impacts of Highway System Additions** - Funding is provided for system additions such as new traffic signals, ramp meters, electronic message signs, communications stations, roadway/traffic websites, and roadway weather information stations. Funding is also provided to remove illegal billboards, respond to constituents, collect performance measure data, etc. (Motor Vehicle Account-State)
  
3. **Revolving Funds** - Funding is provided for labor and industries rate increases. (Motor Vehicle Account-State)
  
4. **Staff Reduc. & Oper. Efficiencies** - Funding and staffing levels are reduced for efficiencies that are expected in program administration, management, and operation. (Motor Vehicle Account-State)

**Department of Transportation**  
**Program Q - Traffic Operations - Capital**  
 Total Appropriated Funds  
 (Dollars in Thousands)

	<b>Enacted</b>
<b>2001-03 Expenditure Authority</b>	<b>24,220</b>
<hr/>	
<b>2003-05 Maintenance Level</b>	<b>0</b>
<b>Policy Changes</b>	
1. CVISN and Weigh-in-Motion Projects	4,933
2. State only ITS Projects	684
3. Federal Matched ITS Projects	23,581
<b>Total 2003-05 Biennium</b>	<b>29,198</b>

**Comments:**

The Traffic Operations Capital Program is responsible for working towards the highest usage of the existing highway transportation system, utilizing regulatory measures and traffic control devices as primary tools for maximizing existing capacity and improving safety. The capital subprogram provides funding for construction of Intelligent Transportation System (ITS) projects to improve commercial vehicle operations, traveler information, and improved safety and congestion relief by applying advanced technology to transportation.

1. **CVISN and Weigh-in-Motion Projects** - Funding is provided to complete the Commercial Vehicle Information Systems and Network (CVISN) and weigh-in-motion projects at the following sites: SeaTac I-5 northbound, SeaTac I-5 southbound, Everett I-5 southbound, Kelso I-5 southbound, and Plymouth Port of Entry. (Motor Vehicle Account-State, Motor Vehicle Account-Federal)
  
2. **State only ITS Projects** - Funding is provided to complete the following state-only funded projects: road and weather information system, SR 522 Traffic and Criminal Software (TRACS) field research test, and SR 99 truck freight corridor improvement. (Motor Vehicle Account-State)
  
3. **Federal Matched ITS Projects** - Funding is provided as state match for federal Intelligent Transportation System (ITS) grants. (Motor Vehicle Account-State, Motor Vehicle Account-Federal)

**Department of Transportation**  
**Program S - Transportation Management and Support**

Total Appropriated Funds  
(Dollars in Thousands)

	<b>Enacted</b>
<b>2001-03 Expenditure Authority</b>	<b>107,374</b>
<hr/>	
<b>2003-05 Maintenance Level</b>	<b>27,362</b>
<b>Policy Changes</b>	
1. SSB 5248	627
2. Economics Branch Staff Reduction	-303
3. Revolving Funds	36
4. Staff Reduc. & Oper. Efficiencies	-168
	<b>27,554</b>
<b>Total 2003-05 Biennium</b>	<b>27,554</b>

**Comments:**

The Transportation Management Program funds the administrative and core business support functions of the Department. These functions include the Secretary's Office, Accounting, Budget, Human Resources, and Purchasing.

1. **SSB 5248** - Funding is provided for implementing Chapter 363, Laws of 2003 (SSB 5248 - Transportation Workforce Efficiencies). (Motor Vehicle Account-State)
2. **Economics Branch Staff Reduction** - Funding is reduced for two transportation planning specialist positions within the Economics Branch section of the program. (Motor Vehicle Account-State, Motor Vehicle Account-Federal)
3. **Revolving Funds** - Funding is provided for labor and industries rate increases. (Motor Vehicle Account-State)
4. **Staff Reduc. & Oper. Efficiencies** - Funding and staffing levels are reduced for efficiencies that are expected in program administration, management, and operation. (Motor Vehicle Account-State)

**Department of Transportation  
Program T - Transportation Planning, Data, & Research**

Total Appropriated Funds  
(Dollars in Thousands)

	<b>Enacted</b>
<b>2001-03 Expenditure Authority</b>	<b>33,283</b>
<b>2003-05 Maintenance Level</b>	<b>32,026</b>
<b>Policy Changes</b>	
1. Collision Reporting - Prog. Realign	2,400
2. Congestion Relief Modeling	3,800
3. RTPO planning	2,000
4. RTID Support	3,000
5. RTID Project Estimate Reviews	5,000
6. Local Collision Records Backlog	650
7. Reappropriation for SAFTA	60
8. Reverse Collision Records Transfer	-1,440
9. Functional Class Database	-140
10. GPS Training	-225
11. Region & System Planning Reductions	-753
12. Program Admin & Support Reduction	-166
13. Statewide Collision Records System	2,740
14. Funding Realignment	0
15. Transfer TEP Staff	-983
16. Revolving Funds	40
17. Staff Reduc. & Oper. Efficiencies	-110
<b>Total 2003-05 Biennium</b>	<b>47,899</b>

**Comments:**

The Transportation Planning, Data, & Research Program manages, coordinates, and supports the multimodal transportation planning, data, and research needs of the Department. Planning activities include coordinating long-range plan development, working with local jurisdictions, and administering pass-through funds. Data and research activities support the construction program.

1. **Collision Reporting - Prog. Realign** - Funding is transferred from the Safety Improvement program (I2) to consolidate all program costs associated with the Collision Reporting System. (Motor Vehicle Account-State)
2. **Congestion Relief Modeling** - Funding is provided for a study of regional congestion relief solutions for Puget Sound, Spokane, and Vancouver. The study will provide proposals to alleviate congestion consistent with population and land use expectations under the Growth Management Act. (Motor Vehicle Account-State)
3. **RTPO planning** - Funding is provided for additional assistance to the Regional Transportation Planning Organizations (RTPO) and long-range planning efforts. (Motor Vehicle Account-State)
4. **RTID Support** - Funding is provided to assist with the costs of the election and WSDOT project oversight. (Motor Vehicle Account-State)

5. **RTID Project Estimate Reviews** - Funding is provided for an external review of Regional Transportation Investment District (RTID) project costs estimates in order to provide the best available estimate of cost maximizing the use of RTID funds while ensuring that projects will not overrun estimates. (Motor Vehicle Account-State)
6. **Local Collision Records Backlog** - Funding is provided to complete the processing and analysis of the local collision record backlog. A portion of the state supervision funds identified in RCW 46.68.110(1) and 46.68.120 (3) are eligible for use in providing collision reporting processing and analysis for cities and counties. (Motor Vehicle Account-State)
7. **Reappropriation for SAFTA** - Reappropriations are made for expenditures moved from the 2001-03 biennium to the 2003-05 biennium for Strategic Freight Transportation Analysis. (Motor Vehicle Account-State)
8. **Reverse Collision Records Transfer** - In anticipation of collision records reform legislation (SSB 5499), the agency included funding in its base budget that was previously appropriated to the Washington State Patrol. With the failure of SSB 5499, the funding is eliminated from the WSDOT's base budget. The agency is encouraged to enter into an inter-agency agreement for reimbursement for the activities assumed from the Washington State Patrol. (Motor Vehicle Account-State)

## Department of Transportation Program T - Transportation Planning, Data, & Research

9. **Functional Class Database** - Funding is reduced through efficiency savings in functional class database maintenance. Additional work was completed in the 2001-03 biennium to update the Functional Class database. These upgrades allow for the reduction of work effort needed to maintain the database in the 2003-05 biennium. (Motor Vehicle Account-State, Motor Vehicle Account-Federal)
10. **GPS Training** - Funding is eliminated for global positioning system (GPS) training for mapping-grade data collection. The Transportation Data Office (TDO) is responsible for providing training of regional staff in the use of GPS. Elimination of these funds from the TDO does not preclude continuation of the training if performed on a completely charge-back basis as long as the regions could cover the costs within their existing base budgets. (Motor Vehicle Account-State, Motor Vehicle Account-Federal)
11. **Region & System Planning Reductions** - Funding is reduced for transportation planning and the strategic assessment effort. (Motor Vehicle Account-State, Motor Vehicle Account-Federal)
12. **Program Admin & Support Reduction** - Funding is reduced for two positions eliminated as a result of consolidation and cross training. (Motor Vehicle Account-Federal)
13. **Statewide Collision Records System** - Funding is provided to manage and maintain a statewide collision records system. The Department has the responsibility of processing and analyzing all accidents reports occurring on all roads and highways in the state. Analysis of this information assists cities, counties, and the Department in prioritizing their road projects. Due to problems in implementing the Collision Reporting and Statistical History (CRASH) program at WSP, collision reports were not analyzed for at least three years, from 1997 to 2000. In the 2001-03 biennium, the Legislature directed the Department to design a system and process that could analyze all reports. In addition, funds were appropriated to eliminate the backlog that accumulated between 1997 and 2000. The Department's appropriation in the 2003-05 biennium is to process and analyze all citizen, city, county, and state highway collision reports. (Motor Vehicle Account-State)  
  
It is the intent of the Legislature that funding the costs associated with the collection, compilation, tabulation, analysis, and publication of accidents reports, police officer and investigator reports, and other reports required by Chapter 46.52 RCW shall not impair or impinge on any party's rights under the state public disclosure laws as provided in Chapter 42.17 RCW.
14. **Transfer TEP Staff** - Funding for Transportation and Economic Partnership (TEP) staff and funding is moved back to the TEP program (Program K). (Motor Vehicle Account-State)
15. **Revolving Funds** - Funding is provided for labor and industries rate increases. (Motor Vehicle Account-State)
16. **Staff Reduc. & Oper. Efficiencies** - Funding and staffing levels are reduced for efficiencies that are expected in program administration, management, and operation. (Motor Vehicle Account-State)

**Department of Transportation  
 Program U - Charges from Other Agencies**

Total Appropriated Funds  
 (Dollars in Thousands)

	<b>Enacted</b>
<b>2001-03 Expenditure Authority</b>	<b>42,829</b>
2003 Supplemental *	5,626
<b>Total 2001-03 Biennium</b>	<b>48,455</b>
<hr/>	
<b>2003-05 Maintenance Level</b>	<b>0</b>
<b>Policy Changes</b>	
1. OFM Office of Risk Mgmt Fees	989
2. Auditing Services	823
3. Facilities & Svcs/Consolidated Mail	3,850
4. Personnel Services	2,252
5. Self-Insurance Liability Prem/Admin	50,799
6. GA - Capital Projects Surcharge	1,846
7. Archives & Records Management	523
<b>Total 2003-05 Biennium</b>	<b>61,082</b>

**Comments:**

The Charges from Other Agencies Program funds payments to other state agencies for services provided to the Department. These services include, but are not limited to archives, legal services and self-insurance premiums, facilities, and personnel services.

1. **OFM Office of Risk Mgmt Fees** - Funding is provided for services performed by the Office of Financial Management's Office of Risk Management which provides claim, commercial insurance, and loss prevention services. (Motor Vehicle Account-State)
2. **Auditing Services** - Funding is provided for services performed by the Office of the State Auditor, in accordance with statutory requirements. (Motor Vehicle Account-State)
3. **Facilities & Svcs/Consolidated Mail** - Funding is provided for services performed by the Department of General Administration (GA), which services include transportation building maintenance, utilities, custodial services, consolidated mail services, and includes the Department's share of costs to maintain general capitol campus facilities. (Motor Vehicle Account-State)
4. **Personnel Services** - Funding is provided for services performed by the Department of Personnel. (Motor Vehicle Account-State)
5. **Self-Insurance Liability Prem/Admin** - Funding is provided for the Department's share of premiums paid to the Self-Insurance Liability Fund, including tort defense costs. The Department should work with the Office of Financial Management to ensure an accurate accounting of the sources and uses of the self-insurance fund is maintained and reported on a regular basis. (Motor Vehicle Account-State)

6. **GA - Capital Projects Surcharge** - Funding is provided for charges from GA associated with capital rehabilitation projects on the capitol campus. (Motor Vehicle Account-State)
7. **Archives & Records Management** - Funding is provided for charges from the Office of the Secretary of State for archive and records storage services. (Motor Vehicle Account-State)

\* Please see the 2003 Supplemental Transportation Budget Section for additional information.



**Department of Transportation  
Program V - Public Transportation**

Total Appropriated Funds  
(Dollars in Thousands)

	<u>Enacted</u>
<b>2001-03 Expenditure Authority</b>	<b>14,239</b>
<b>2003-05 Maintenance Level</b>	<b>13,806</b>
<b>Policy Changes</b>	
1. ParaTransit/Special Needs Grants	4,000
2. Transit Agency ParaTransit	14,000
3. Rural Mobility Grants	10,000
4. Vanpools	4,000
5. CTR Grants	1,500
6. Seattle Street Car	3,000
7. Rural Mobility Grant Pgm Reduction	-600
8. ACCT Program Reduction	-500
9. Staff Reduc. & Oper. Efficiencies	-20
<b>Total 2003-05 Biennium</b>	<b>49,186</b>

**Comments:**

The Public Transportation Program provides support for public transportation and commute trip reduction (CTR) efforts throughout the state. Included in these efforts are the Rural Mobility Grant Program, Agency Council on Coordinated Transportation Program, High Capacity Transportation, Transportation Demand Management, and Modal Coordination.

1. **ParaTransit/Special Needs Grants** - Funding is provided for a grant program for non-profit providers of transportation for persons with special transportation needs. Moneys are to provide additional service only. Grants are only to be used for capital purposes and the operating costs directly associated with those capital purposes. Grants are to be based on need, including the availability of other providers of service in the area, efforts to coordinate trips among providers and riders, and the cost effectiveness of trips provided. (Multimodal Transportation Account-State)
2. **Transit Agency ParaTransit** - Funding is provided for distributions to transit agencies for assistance in providing special needs transportation. Moneys shall be to provide additional service only and may not be used to supplant current funding. Grants are only to be used for capital purposes and the operating costs directly associated with those capital purposes. Grants for transit agencies shall be prorated based on the amount expended for demand response service and route deviated service in calendar year 2001 as reported in the "Summary of Public Transportation - 2001" published by the Department of Transportation. No transit agency may receive more than 30 percent of these distributions. (Multimodal Transportation Account-State)
3. **Rural Mobility Grants** - Additional funding from new revenue sources is provided for the rural mobility grant program. The amount of \$6 million is provided for grants for

transit systems serving small cities and rural areas as identified in the "Summary of Public Transportation - 2001" published by the Department. Non-competitive grants are to be distributed to the transit systems serving small cities and rural areas in a manner similar to past disparity equalization programs. The amount of \$4 million is provided for providers of rural mobility service in areas that are not served or are underserved by transit agencies through a competitive grant process. (Multimodal Transportation Account-State)

4. **Vanpools** - Funding is provided for a vanpool grant program for public transit agencies. The grant program will cover capital costs only; no operating costs are eligible for funding under this grant program. Only grants that add vanpools are eligible, no supplanting of transit funds currently funding vanpools is allowed. Additional criteria for selecting grants will include leveraging funds other than state funds. (Multimodal Transportation Account-State)
5. **CTR Grants** - Funding is provided for grants to implement Commute Trip Reduction (CTR) as contained in Chapter 364, Laws of 2003 (ESHB 2228). (Multimodal Transportation Account-State)
6. **Seattle Street Car** - Funding is provided to the city of Seattle for the Seattle Streetcar project in the vicinity of South Lake Union. (Multimodal Transportation Account-State)
7. **Rural Mobility Grant Pgm Reduction** - Funding for the Rural Mobility Grant Program is reduced to accommodate revenue shortfalls in Multimodal sources prior to the enactment of Chapter 360, Laws of 2003, Partial Veto (ESHB 1163). (Multimodal Transportation Account-State)
8. **ACCT Program Reduction** - Funding is reduced for the Program on Agency Coordinated Transportation as

## Department of Transportation Program V - Public Transportation

administered by the Agency Council on Coordinated Transportation (ACCT). ACCT is a council of state agencies, transportation providers, consumer advocates, and legislators with the mission to promote the coordination of transportation for people with special transportation needs. ACCT was established as an institutional framework for discussing issues and initiating change, reporting to the Legislature and recommending legislative remedies. The council is encouraged to follow the workplan it developed in early 2003.  
(Multimodal Transportation Account-State)

9. **Staff Reduc. & Oper. Efficiencies** - Funding and staffing levels are reduced for efficiencies that are expected in program administration, management, and operation. (Multimodal Transportation Account-State)

**Department of Transportation**  
**Program W - Washington State Ferries - Capital**

Total Appropriated Funds  
(Dollars in Thousands)

	Enacted
<b>2001-03 Expenditure Authority</b>	<b>177,362</b>
2003 Supplemental *	0
<b>Total 2001-03 Biennium</b>	<b>177,362</b>
<b>2003-05 Maintenance Level</b>	<b>56,177</b>
<b>Policy Changes</b>	
1. Terminal Improvements	17,521
2. Other Fund Adjustments	0
3. 2001-03 Reappropriations	266
4. Ferries Capital	107,023
5. Passenger Only Ferries	1,609
<b>Total 2003-05 Biennium</b>	<b>182,596</b>

**Comments:**

The Washington State Ferry (WSF) Capital Program provides funding for the investment in or preservation of boats and terminals. Three major activity categories within this program are terminals, vessels, and emergency repairs.

\* Please see the 2003 Supplemental Transportation Budget Section for additional information.

1. **Terminal Improvements** - Funding is provided for additional terminal projects as included in the Legislative 2003 Transportation Project List - New Law. (Transportation 2003 Account-State, Multimodal Transportation Account-Bonds)
2. **Other Fund Adjustments** - Fund shifts are made to fully account for current and future Washington State Ferry (WSF) capital costs entirely in the Puget Sound Capital Construction Account. (Motor Vehicle Account-State, Motor Vehicle Account-Federal, Motor Vehicle Account-Bonds, Puget Sound Capital Construction Account-State, Puget Sound Capital Construction Account-Federal, Puget Sound Capital Construction Account-Bonds)
3. **2001-03 Reappropriations** - Reappropriations are made for expenditures moved from the 2001-03 biennium to the 2003-05 biennium. (Motor Vehicle Account-State, Motor Vehicle Account-Federal)
4. **Ferries Capital** - Funding is provided solely to implement the WSF activities and projects included in the Legislative 2003 Transportation Project List - Current Law. (Motor Vehicle Account-State, Motor Vehicle Account-Federal, Motor Vehicle Account-Bonds)
5. **Passenger Only Ferries** - Funding is provided for terminal and vessel projects necessary to continue passenger-only service as included in the Legislative 2003 Transportation Project List - Current Law. (Multimodal Transportation Account-State)

**Department of Transportation  
Program X - Washington State Ferries - Operating**

Total Appropriated Funds  
(Dollars in Thousands)

	<b>Enacted</b>
<b>2001-03 Expenditure Authority</b>	<b>311,312</b>
2003 Supplemental *	1,938
<b>Total 2001-03 Biennium</b>	<b>313,250</b>
<b>2003-05 Maintenance Level</b>	<b>325,559</b>
<b>Policy Changes</b>	
1. Vashon-Seattle Passenger Ferry	5,034
2. Bremerton-Seattle Passenger Ferry	1,086
3. WA Ferries Maintenance & Ops	-19,900
4. Ferries Technology System Updates	-190
5. Ferries Labor Relations Support	292
6. Ferries Safety Management System	264
7. Ferries Risk Management	2,183
8. Revolving Funds	372
<b>Total 2003-05 Biennium</b>	<b>314,700</b>

**Comments:**

The Washington State Ferry (WSF) Operating Program provides for the maintenance and operations of the WSF boats and terminals. It contains three major activity categories: daily operations of the boats and terminals, maintenance of both, and administrative support.

1. **Vashon-Seattle Passenger Ferry** - Funding is provided to operate the Vashon-Seattle passenger-only ferry. Cost estimates were based on the current operating costs of the Kalama and Skagit, assuming the existing route schedule. (Puget Sound Ferry Operations Account-State, Multimodal Transportation Account-State)
2. **Bremerton-Seattle Passenger Ferry** - Funding is provided to operate the Bremerton-Seattle passenger-only ferry for the first 13 weeks of the biennium. Cost estimates were based on the current operating costs of the Chinook and Snohomish, assuming the existing route schedule. (Puget Sound Ferry Operations Account-State, Multimodal Transportation Account-State)
3. **WA Ferries Maintenance & Ops** - Funding is reduced to reflect the reductions in WSF's latest strategic plan (5+5+5). The WSF plan generates savings from eliminating passenger only service, schedule adjustments, moving the Hyak and Evergreen State to half-time status, and proposed efficiencies. Funds are provided for continuation of the Sidney service within available resources. Departmental long-term strategic planning for San Juan Island ferry service is to include continuation of Sidney service. (Puget Sound Ferry Operations Account-State)
4. **Ferries Technology System Updates** - Funding is transferred to the Information Technology program for services provided to the WSF system, including support of existing applications,

meeting emerging information technology needs, and satisfying the need for ongoing support of WSF systems and infrastructure. (Puget Sound Ferry Operations Account-State)

5. **Ferries Labor Relations Support** - Funding is provided to enhance the labor relations activities within the WSF system. The sum of \$12,000 of the appropriation is a one-time cost. (Puget Sound Ferry Operations Account-State)
6. **Ferries Safety Management System** - Funding is provided to consolidate safety, regulatory, and environmental elements of the Safety Management System into one cohesive organization within the WSF system. The sum of \$18,000 of the appropriation is a one-time cost. (Puget Sound Ferry Operations Account-State)
7. **Ferries Risk Management** - Funding is provided to establish a risk management organization within the WSF system. External experts will be used to perform medical reviews, worker surveillance, and fraud investigation. Staff will provide program support, including technical safety investigation services, following on-the-job accidents and incidents, and professional program review and coordination. The sum of \$12,000 of the appropriation is a one-time cost. (Puget Sound Ferry Operations Account-State)
8. **Revolving Funds** - Funding is provided for labor and industries rate increases. (Puget Sound Ferry Operations Account-State)

\* Please see the 2003 Supplemental Transportation Budget Section for additional information.

**Department of Transportation**  
**Program Y - Rail - Operating**

Total Appropriated Funds  
 (Dollars in Thousands)

	<u>Enacted</u>
<b>2001-03 Expenditure Authority</b>	<b>33,001</b>
<b>2003-05 Maintenance Level</b>	<b>33,052</b>
<b>Policy Changes</b>	
1. Rail Passenger Operating	2,031
2. Staff Reduc. & Oper. Efficiencies	-8
<b>Total 2003-05 Biennium</b>	<b>35,075</b>

**Comments:**

The Rail Operating Program manages, coordinates, and supports passenger and freight rail in cooperation with AMTRAK and other rail lines.

1. **Rail Passenger Operating** - Funding is provided to pay for increased service contracts with AMTRAK and Talgo. This funding will maintain the current AMTRAK Cascades service frequencies, including four state-sponsored passenger rail service runs and will maintain train sets used for state-sponsored intercity rail operations. Total program funding for the AMTRAK service and Talgo maintenance contracts are \$30,831,000. (Multimodal Transportation Account-State)
2. **Staff Reduc. & Oper. Efficiencies** - Funding and staffing levels are reduced for efficiencies that are expected in program administration, management, and operation. (Multimodal Transportation Account-State)

**Department of Transportation  
 Program Y - Rail - Capital**

Total Appropriated Funds  
 (Dollars in Thousands)

	<u>Enacted</u>
<b>2001-03 Expenditure Authority</b>	<b>21,440</b>
<b>2003-05 Maintenance Level</b>	<b>0</b>
<b>Policy Changes</b>	
1. Freight Rail	9,000
2. Passenger Rail	21,000
3. 2001-03 Reappropriations	11,937
4. Rail Capital	<u>3,362</u>
<b>Total 2003-05 Biennium</b>	<b>45,299</b>

**Comments:**

The Rail Capital Program provides funding of the state's investment in passenger and freight rail systems.

1. **Freight Rail** - Funding is provided to implement the freight rail activities and projects included in the Legislative 2003 Transportation Project List - New Law. (Multimodal Transportation Account-Bonds)
2. **Passenger Rail** - Funding is provided to implement the passenger rail activities and projects included in the Legislative 2003 Transportation Project List - New Law. (Multimodal Transportation Account-Bonds)
3. **2001-03 Reappropriations** - Reappropriations are made for expenditures moved from the 2001-03 biennium to the 2003-05 biennium. Included are \$3,100,000 solely for the completion of the cross-over at Ruston Way and \$8,837,000 for interim improvements and redevelopment work at King Street Station. (Multimodal Transportation Account-State, Multimodal Transportation Account-Federal)
4. **Rail Capital** - Funding is provided for the following, as outlined in the Legislative 2003 Transportation Project List - Current Law: \$500,000 to lease Washington Fruit Express train cars; \$200,000 for the completion of the environmental impact statement related to the Kelso-Martin Bluff third mainline; \$2,000,000 for a new transload facility at either Wenatchee or Quincy; and \$662,000 for small scale improvements on the Pacific Northwest Corridor. No funding is appropriated for emergent freight rail assistance projects. (Essential Rail Assistance Account-State, Multimodal Transportation Account-State, Multimodal Transportation Account-Federal, Washington Fruit Express Account-State)

**Department of Transportation  
 Program Z - Local Programs - Operating**

Total Appropriated Funds  
 (Dollars in Thousands)

	<b>Enacted</b>
<b>2001-03 Expenditure Authority</b>	<b>9,102</b>
<hr/>	
<b>2003-05 Maintenance Level</b>	<b>8,773</b>
<b>Policy Changes</b>	
1. Skagit Flooding Study	300
2. Marine Cargo Forecast	75
3. Revolving Funds	10
4. Staff Reduc. & Oper. Efficiencies	-34
5. Maintenance Administrative Review	160
6. Endangered Species Act Training	342
	<b>9,626</b>
<b>Total 2003-05 Biennium</b>	<b>9,626</b>

**Comments:**

Through the Highways and Local Programs Operating Program, the Department provides assistance to local agencies, including cities, counties, transit agencies, Indian tribes, and other state and federal agencies. Services include providing help in obtaining federal funds to plan and improve transportation facilities and equipment, engineering training and advice, technical training opportunities, and information on new technology applications in traffic engineering and safety analyses.

1. **Skagit Flooding Study** - Funding is provided for a study of flood threats to the state and other infrastructure near the Interstate 5 crossing of the Skagit River. Funding is in accordance with local gas tax withholding statutes 46.68.110 (2) and 46.68.120 (3). (Motor Vehicle Account-State)
  
2. **Marine Cargo Forecast** - Funding is provided for the state share of completing the marine cargo forecast. Funding is in accordance with local gas tax withholding statutes 46.68.110 (2) and 46.68.120 (3). (Motor Vehicle Account-State)
  
3. **Revolving Funds** - Funding is provided for labor and industries rate increases. (Motor Vehicle Account-State)
  
4. **Staff Reduc. & Oper. Efficiencies** - Funding and staffing levels are reduced for efficiencies that are expected in program administration, management, and operation. (Motor Vehicle Account-State)
  
5. **Maintenance Administrative Review** - Funding is provided to implement a Maintenance Administrative Review Program in the central Puget Sound region and expand it to all areas of the state. (Motor Vehicle Account-State)
  
6. **Endangered Species Act Training** - Funding is provided for training to local agencies on how to conduct roadway maintenance activities in compliance with regulations contained in the Endangered Species Act. (Motor Vehicle Account-State)

**Department of Transportation  
 Program Z - Local Programs - Capital**

Total Appropriated Funds  
 (Dollars in Thousands)

	<b>Enacted</b>
<b>2001-03 Expenditure Authority</b>	<b>93,587</b>
<hr/>	
<b>2003-05 Maintenance Level</b>	<b>0</b>
<b>Policy Changes</b>	
1. Local Freight Projects	6,000
2. 2001-03 Reappropriations	36,151
3. State Infrastructure Bank	1,809
	<b>43,960</b>
<b>Total 2003-05 Biennium</b>	<b>43,960</b>

**Comments:**

The Department manages federal aid to counties and cities for design, right-of-way, and construction work off the state highway system. The Highways and Local Programs Capital Program provides funding for assistance to local agencies by distributing federal funds to those local jurisdictions for enhancement projects and road and street construction projects.

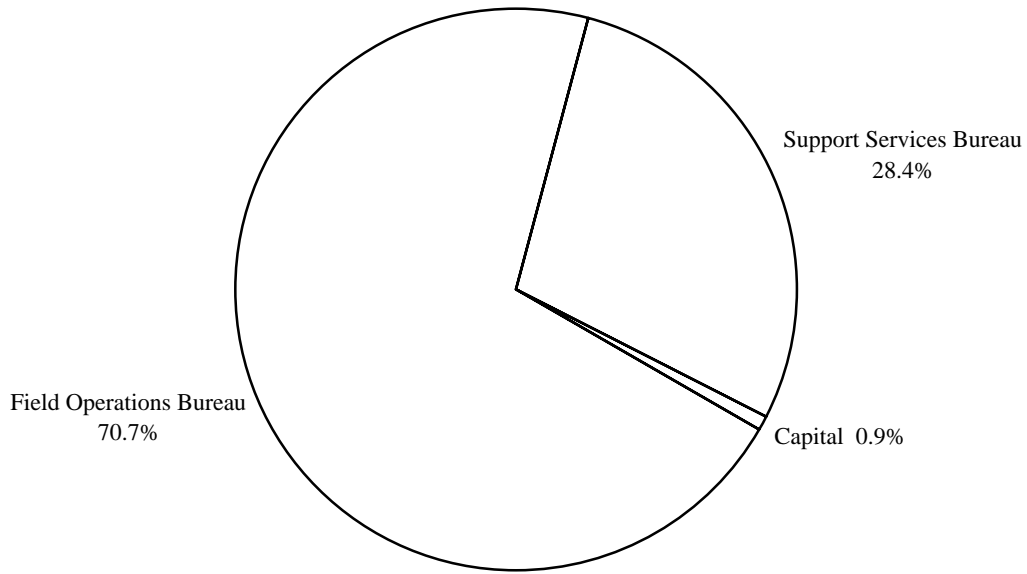
1. **Local Freight Projects** - Funding is provided to implement the freight mobility activities and projects included in the Legislative 2003 Transportation Project List - New Law. (Multimodal Transportation Account-Bonds)
  
2. **2001-03 Reappropriations** - Reappropriations are made for expenditures moved from the 2001-03 biennium to the 2003-05 biennium. Specific reappropriations include: \$7,576,000 for the Columbia River dredging; \$8,527,000 for county corridor congestion relief projects; \$4,927,000 for city corridor congestion relief projects; \$8,486,000 for local freight mobility projects; \$1,156,000 for small city pavement preservation grants; \$4,010,000 for traffic safety near schools grants; \$1,318,000 for fish passage barrier removal; and \$150,000 for the Red Wolf bridge project. For grant and other award programs, the Department will review projects quarterly to determine if the project is making satisfactory progress. Where projects have remained inactive for one-year, the Department will perform a review to determine if the contract or award should be terminated. The Department will actively manage projects and close out contracts promptly in order to combine unused funds with funds from any terminated contracts to extend new grant awards to qualified projects. (Motor Vehicle Account-State, Multimodal Transportation Account-State)
  
3. **State Infrastructure Bank** - Funding is provided for low-cost financing for transportation infrastructure projects sponsored by local agencies utilizing state funds. (Highway Infrastructure Account-State, Highway Infrastructure Account-Federal)



**2003-05 Washington State Transportation Budget  
Chapter 360, Laws of 2003, Partial Veto (ESHB 1163)  
Total Appropriated Funds**

(Dollars in Thousands)

**WASHINGTON STATE PATROL  
Total Operating and Capital**

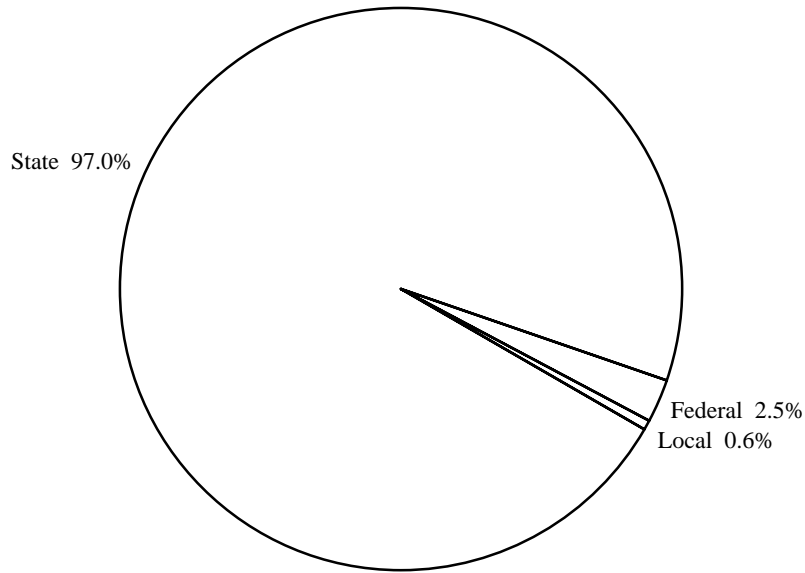


<b>Program</b>	
Field Operations Bureau	177,611
Support Services Bureau	71,283
Capital	<u>2,205</u>
<b>Total</b>	<b>251,099</b>

**2003-05 Washington State Transportation Budget  
Chapter 360, Laws of 2003, Partial Veto (ESHB 1163)  
Total Appropriated Funds**

(Dollars in Thousands)

**WASHINGTON STATE PATROL  
Components by Fund Type  
Total Operating and Capital**



<b>Fund Type</b>	
State	243,467
Federal	6,167
Local	1,465
<b>Total</b>	<b>251,099</b>

**Washington State Patrol**  
**Field Operations Bureau**  
 Total Appropriated Funds  
 (Dollars in Thousands)

	<b>Enacted</b>
<b>2001-03 Expenditure Authority</b>	<b>171,594</b>
2003 Supplemental *	-41
<b>Total 2001-03 Biennium</b>	<b>171,553</b>
<b>2003-05 Maintenance Level</b>	<b>178,016</b>
<b>Policy Changes</b>	
1. General Inflation	-371
2. Aerial Highway Traffic Enforcement	-385
3. Ferry Security	2,075
4. Staff Reduc. & Oper. Efficiencies	-1,724
<b>Total 2003-05 Biennium</b>	<b>177,611</b>

**Comments:**

Field Operations Bureau includes highway traffic enforcement, commercial vehicle enforcement, traffic investigations, fuel tax evasion, auto theft, aerial traffic enforcement, disability benefits, implied consent, and vehicle identification number inspections (VIN) for rebuilt vehicles.

1. **General Inflation** - Agencies are required to find sufficient efficiencies in their operations to cover the cost of inflation in the goods, services, and supplies needed for performance of their mission. (State Patrol Highway Account-State)
2. **Aerial Highway Traffic Enforcement** - A reduction of \$385,000 implements the proviso in the Field Operations section of the budget bill. The reduction is attributable to the amount of State Patrol Highway Account funding that supports the non-transportation related Washington State Patrol (WSP) activities of the BeechJet and King Air aircraft. On December 1, 2003, the WSP will report to the House Transportation Committee and the Senate Highways and Transportation Committee on the entities, including the WSP, using the King Air and BeechJet aircraft along with the trip logs and reason for the trips. The budget will be adjusted for actual transportation use in the 2004 supplemental budget process based on a cost allocation study. (State Patrol Highway Account-State)
3. **Ferry Security** - Funding is provided for 13 troopers assigned to vessel and terminal security. The level of security, not including personal searches, that was implemented in FY 2003 will be continued into the 2003-05 biennium. (State Patrol Highway Account-State)
4. **Staff Reduc. & Oper. Efficiencies** - The agency will find sufficient efficiencies to reduce operating costs without affecting trooper staffing levels. (State Patrol Highway Account-State)

NOTE: Amounts shown here reflect only the transportation budget. The remainder of the Washington State Patrol's budget is shown in the Omnibus Appropriations Act Section of this document.

\* Please see the 2003 Supplemental Transportation Budget Section for additional information.

**Washington State Patrol**  
**Support Services Bureau**  
 Total Appropriated Funds  
 (Dollars in Thousands)

	<b>Enacted</b>
<b>2001-03 Expenditure Authority</b>	<b>77,718</b>
2003 Supplemental *	-318
<b>Total 2001-03 Biennium</b>	<b>77,400</b>
<b>2003-05 Maintenance Level</b>	<b>72,526</b>
<b>Policy Changes</b>	
1. General Inflation	-553
2. Replacement of Servers	1,038
3. Reduction in Vehicles	-2,318
4. Revolving Funds	468
5. Staff Reduc. & Oper. Efficiencies	-386
6. Self-Insurance Premiums	508
<b>Total 2003-05 Biennium</b>	<b>71,283</b>

**Comments:**

Support Services Bureau includes the Office of the Chief, government and media relations, audit, property management, vehicles along with the related fuel and maintenance, supply, communications, fiscal management, electronic services, computer support, law enforcement training, and human resources.

1. **General Inflation** - Agencies are required to find sufficient efficiencies in their operations to cover the cost of inflation in the goods, services, and supplies needed for performance of their mission. (State Patrol Highway Account-State)
2. **Replacement of Servers** - Funding is provided for the replacement of WSP servers but does not include those servicing only activities of the omnibus operating budget. This item includes funding for one FTE to install servers, develop an application test environment, and enhance the Agency's current disaster recovery environment. Servers that support both highway activities and general state policing activities must be partially funded with the Agency's omnibus operating budget appropriation. (State Patrol Highway Account-State)
3. **Reduction in Vehicles** - The Agency will realize \$2,318,000 in expenditure savings by delaying purchase of pursuit vehicles. Average pursuit vehicle mileage will accrue to between 116,000 and 124,000 in the 2003-05 biennium. Maintenance costs resulting from the increased mileage will be between \$25,000 and \$106,000 in the 2003-05 biennium. (State Patrol Highway Account-State)
4. **Revolving Funds** - Funding provided for services performed by other state agencies, such as the Office of the Attorney General, are adjusted to reflect what those agencies are expected to bill for their services. (State Patrol Highway Account-State)

5. **Staff Reduc. & Oper. Efficiencies** - The agency will find sufficient efficiencies to reduce operating costs without affecting trooper staffing levels. (State Patrol Highway Account-State)
6. **Self-Insurance Premiums** - Funding is provided for the increase in the annual self-insurance premium to fund the state's Self-Insurance Liability Program. This program is responsible for paying costs related to tort lawsuits associated with state agency programs. An agency's self-insurance premium is based on factors such as past and current claims experience, the agency staffing levels, and estimated obligations. This item reflects the increased amount for the WSP's self-insurance premium in the 2003-05 biennium. (State Patrol Highway Account-State)

NOTE: Amounts shown here reflect only the transportation budget. The remainder of the Washington State Patrol's budget is shown in the Omnibus Appropriations Act Section of this document.

\* Please see the 2003 Supplemental Transportation Budget Section for additional information.

**Washington State Patrol  
 Capital**

Total Appropriated Funds  
 (Dollars in Thousands)

	<u>Enacted</u>
<b>2001-03 Expenditure Authority</b>	<b>2,610</b>
<b>2003-05 Maintenance Level</b>	<b>0</b>
<b>Policy Changes</b>	
1. Emergency Generator Replacement	515
2. Shelton Academy	625
3. Statewide Minor Works	1,065
<b>Total 2003-05 Biennium</b>	<b>2,205</b>

*Comments:*

Capital project funding is one-time funding for project phases that will be completed during the 2003-05 biennium. Funding is provided as one appropriation for all of the projects listed for each funding source.

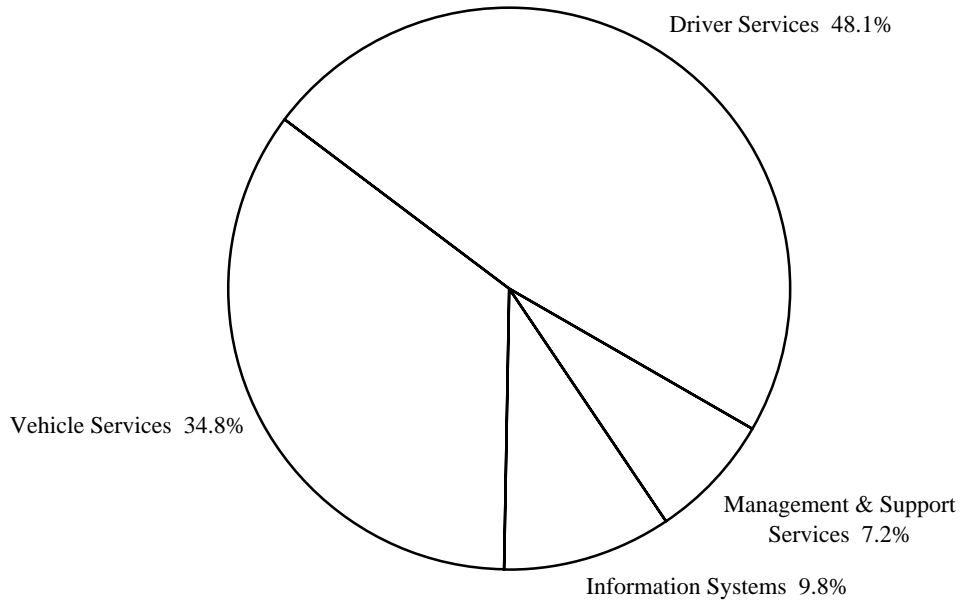
1. **Emergency Generator Replacement** - Funding is provided to replace 1960's and 1970's emergency communication generators located at the statewide communication towers. (State Patrol Highway Account-State)
2. **Shelton Academy** - Funding is provided for the WSP proportional share of the Shelton area water and sewer regional plan. Funding is contingent on General Fund-State funding of the Washington Corrections Center's portion of the regional plan. (State Patrol Highway Account-State)
3. **Statewide Minor Works** - Funding is provided for the following statewide minor works: Emergency repairs \$100,000; statewide office security \$50,000 for 10 offices; communication tower repairs \$150,000; Bellevue and Vancouver district headquarters roof replacement \$165,000; Rock Island scale relocation \$500,000; Wenatchee district headquarters siding replacement and repairs \$50,000; and Marysville district headquarters bomb truck cover \$50,000. (State Patrol Highway Account-State)

NOTE: Amounts shown here reflect only the transportation budget. The remainder of the Washington State Patrol's budget is shown in the Omnibus Appropriations Act Section of this document.

**2003-05 Washington State Transportation Budget  
Chapter 360, Laws of 2003, Partial Veto (ESHB 1163)  
Total Appropriated Funds**

(Dollars in Thousands)

**DEPARTMENT OF LICENSING**



<b>Program</b>	
Management & Support Services	13,185
Information Systems	17,927
Vehicle Services	63,336
Driver Services	87,703
<b>Total</b>	<b>182,151</b>

**Department of Licensing  
 Management and Support Services**

Total Appropriated Funds  
 (Dollars in Thousands)

	<b>Enacted</b>
<b>2001-03 Expenditure Authority</b>	<b>12,524</b>
2003 Supplemental *	54
<b>Total 2001-03 Biennium</b>	<b>12,578</b>
<b>2003-05 Maintenance Level</b>	<b>13,286</b>
<b>Policy Changes</b>	
1. General Inflation	-40
2. Equipment Replacement Costs	88
3. Revolving Funds	19
4. Staff Reduc. & Oper. Efficiencies	-168
<b>Total 2003-05 Biennium</b>	<b>13,185</b>

**Comments:**

Management and Support Services includes the Director's Office and Administrative Services. This program offers centralized personnel support, keeps the public informed about agency activities, and coordinates the agency's quality improvement efforts. The Director's Office includes the Director, Public Affairs, Legislative Liaison, Employees' Services, and Office of Budget and Program Support. Administrative Services provides centralized staff services to other divisions, such as facilities management, mail service, revenue and expenditure accounts, and contract services.

NOTE: Amounts shown here reflect only the transportation budget. The remainder of the Department of Licensing's budget is shown in the Omnibus Appropriations Act Section of this document.

\* Please see the 2003 Supplemental Transportation Budget Section for additional information.

1. **General Inflation** - Agencies are required to find sufficient efficiencies in their operations to cover the cost of inflation in the goods, services, and supplies needed for performance of their mission. (Highway Safety Account-State)
  
2. **Equipment Replacement Costs** - Funding is provided to replace the National Cash Register (NCR) Remittance Mail Processing machine. It is assumed that the funding necessary to purchase the equipment will be provided equally between the omnibus operating and transportation budgets. (Motor Vehicle Account-State, Highway Safety Account-State, Motorcycle Safety Education Account-State, State Wildlife Account-State, Department of Licensing (DOL) Services Account-State)
  
3. **Revolving Funds** - Funding levels for services provided by other state agencies, such as the Office of the Attorney General, are adjusted to reflect what those agencies are expected to bill for their services. (Motor Vehicle Account-State, Highway Safety Account-State, Motorcycle Safety Education Account-State, State Wildlife Account-State)
  
4. **Staff Reduc. & Oper. Efficiencies** - In order to attain administrative efficiencies, agency budgets are reduced for FTE staff years, salaries, benefits, and other operating costs. (Motor Vehicle Account-State, Highway Safety Account-State, DOL Services Account-State)

**Department of Licensing  
 Information Systems**

**Total Appropriated Funds**

(Dollars in Thousands)

	<u>Enacted</u>
<b>2001-03 Expenditure Authority</b>	<b>9,723</b>
2003 Supplemental *	41
<b>Total 2001-03 Biennium</b>	<b>9,764</b>
<hr/>	
<b>2003-05 Maintenance Level</b>	<b>10,468</b>
<b>Policy Changes</b>	
1. General Inflation	-54
2. Equipment Replacement Costs	20
3. Unisys Re-Platforming	6,358
4. Server Replacement	810
5. Security Improvements	543
6. Revolving Funds	-94
7. Staff Reduc. & Oper. Efficiencies	-124
<b>Total 2003-05 Biennium</b>	<b>17,927</b>

**Comments:**

Information Services is divided into two units. Customer Support Services (CSS) provides direction to IT staff working in direct program delivery areas. CSS acts as a liaison between business division management and decentralized IS staff to assure that planning, resources, and work scheduling are coordinated. Information Technology Services acquires, installs, and manages the Agency technology infrastructure. This includes desktop computers and associated software, application, and data server platform, wide-area networks, local area networks, e-mail and staff scheduling software, Internet/intranet services, Microsoft Premier Support and consulting services, and the central agency imaging platform.

- General Inflation** - Agencies are required to find sufficient efficiencies in their operations to cover the cost of inflation in the goods, services, and supplies needed for performance of their mission. (Motor Vehicle Account-State, Highway Safety Account-State)
- Equipment Replacement Costs** - Funding is provided to replace the National Cash Register (NCR) Remittance Mail Processing machine. It is assumed that the funding necessary to purchase the equipment will be provided equally by the omnibus operating and transportation budgets. (Motor Vehicle Account-State, Highway Safety Account-State, Motorcycle Safety Education Account-State, State Wildlife Account-State, DOL Services Account-State)
- Unisys Re-Platforming** - Funding is provided to move the DOL data and computer applications that currently reside on the Unisys mainframe to a server-computing environment that will reduce costs and improve productivity. Costs include contract services, hardware, software, contingency, and FTEs to carry out the replatforming within 24 months. The Department shall provide a progress report to the House Transportation Committee and Senate Highways and

Transportation Committee in December 2003 and each December thereafter. (Motor Vehicle Account-State, Highway Safety Account-State, Motorcycle Safety Education Account-State, State Wildlife Account-State, DOL Services Account-State)

- Server Replacement** - Funding is provided for server hardware replacement, server maintenance, software maintenance, software support, and related infrastructure components. It is based on a four-year server replacement schedule for all DOL production servers and provides funding in the Agency's base budget to incrementally replace server hardware, software, and related maintenance agreements over the next six years. (Motor Vehicle Account-State, Highway Safety Account-State, Motorcycle Safety Education Account-State, State Wildlife Account-State, DOL Services Account-State)
- Security Improvements** - Funding is provided to improve computer and network security. (Motor Vehicle Account-State, Highway Safety Account-State, Motorcycle Safety Education Account-State, State Wildlife Account-State, DOL Services Account-State)
- Revolving Funds** - Funding levels for services provided by other state agencies, such as the Office of the Attorney General, are adjusted to reflect what those agencies are expected to bill for their services. (Motor Vehicle Account-State, Highway Safety Account-State)
- Staff Reduc. & Oper. Efficiencies** - In order to attain administrative efficiencies, agency budgets are reduced for FTE staff years, salaries, benefits, and other operating costs. (Motor Vehicle Account-State, Highway Safety Account-State, State Wildlife Account-State, DOL Services Account-State)



## **Department of Licensing Information Systems**

NOTE: Amounts shown here reflect only the transportation budget. The remainder of the Department of Licensing's budget is shown in the Omnibus Appropriations Act Section of this document.

\* Please see the 2003 Supplemental Transportation Budget Section for additional information.

**Department of Licensing  
 Vehicle Services**

Total Appropriated Funds  
 (Dollars in Thousands)

	<u>Enacted</u>
<b>2001-03 Expenditure Authority</b>	<b>63,035</b>
2003 Supplemental *	288
<b>Total 2001-03 Biennium</b>	<b>63,323</b>
<hr/>	
<b>2003-05 Maintenance Level</b>	<b>63,074</b>
<b>Policy Changes</b>	
1. PRISM Grant	300
2. Local Collection Contracts	1,372
3. SHB 1036 Subagent Internet Renewals	81
4. HB 2065 Digital License Plates	2,901
5. Programming Efficiencies	-40
6. General Inflation	-635
7. ESHB 1592	144
8. National Title Information System	609
9. Lapse	-1,100
10. Revolving Funds	31
11. Staff Reduc. & Oper. Efficiencies	-500
12. Governor Veto	-2,901
	<hr/>
<b>Total 2003-05 Biennium</b>	<b>63,336</b>

**Comments:**

Vehicle Services is comprised of three units. The Title and Registration unit is responsible for over 5,000,000 vehicle licenses and titles issued through county auditors and subagents. The Prorate and Fuel Tax unit administers tax laws related to fuels and works with the transportation industry to license large trucks for which fees are prorated among several states. The Dealer Services unit licenses Washington's vehicle manufacturers, salvage and towing operations, and vehicle, vessel, and manufactured home dealers.

1. **PRISM Grant** - Funding is provided by the federal government to enable the Department to participate in Performance and Registration Information Systems Management (PRISM). PRISM allows the Department access to a national database of commercial vehicle registration and safety information. (Motor Vehicle Account-Federal)
2. **Local Collection Contracts** - Funding is provided by the Seattle Popular Monorail Authority (SPMA) and Sound Transit (ST) pursuant to contractual agreement, for the Department to administer and perform the collection of locally approved motor vehicle excise taxes. SPMA is providing \$761,000 and ST is providing \$611,000. (Motor Vehicle Account-Local)
3. **SHB 1036 Subagent Internet Renewals** - Funding is provided to implement Chapter 369, Laws of 2003 (SHB 1036), allowing subagents to mail on-line vehicle registration renewals. (DOL Services Account-State)
4. **HB 2065 Digital License Plates** - Funding is provided to implement Chapter 370, Laws of 2003, Partial Veto (HB

2065), as specified in Section 212(4) of Chapter 360, Laws of 2003, Partial Veto (ESHB 1163). HB 2065 requires the state to produce digital license plates. (Motor Vehicle Account-State)

5. **Programming Efficiencies** - Due to the adoption of multiple bills during the session, the Department is able to achieve computer programming savings.
6. **General Inflation** - Agencies are required to find sufficient efficiencies in their operations to cover the cost of inflation in the goods, services, and supplies needed for performance of their mission. (Motor Vehicle Account-State, DOL Services Account-State)
7. **ESHB 1592** - Funding is provided to implement Chapter 196, Laws of 2003 (ESHB 1592), Special License Plate Approval Bill. (Motor Vehicle Account-State)
8. **National Title Information System** - Funding is provided to allow the Department to participate in the National Motor Vehicle Title Information System (NMVTIS). NMVTIS will allow the Department to verify the validity of vehicle information during the title application process. (Motor Vehicle Account-State, Motor Vehicle Account-Federal)
9. **Lapse** - Because ESB 6063 failed to pass, \$1,100,000 of the Motor Vehicle Account-State lapses.
10. **Revolving Funds** - Funding levels for services provided by other state agencies, such as the Office of the Attorney General,

## Department of Licensing Vehicle Services

are adjusted to reflect what those agencies are expected to bill for their services. (Motor Vehicle Account-State)

11. **Staff Reduc. & Oper. Efficiencies** - In order to attain administrative efficiencies, agency budgets are reduced for FTE staff years, salaries, benefits, and other operating costs. (Motor Vehicle Account-State, State Wildlife Account-State)
12. **Governor Veto** - The Governor vetoed Section 212(4) of Chapter 360, Laws of 2003, Partial Veto (ESHB 1163), which required the Department of Licensing (DOL) to fund the implementation of a digital license plate printing system, including the purchase of digital printing equipment for Correctional Industries. The Governor also vetoed Section 1 of Chapter 370, Laws of 2003, Partial Veto (ESHB 2065), which required DOL to issue digitally printed license plates that were produced at a state correctional facility.

NOTE: Amounts shown here reflect only the transportation budget. The remainder of DOL's budget is shown in the Omnibus Appropriations Act Section of this document.

\* Please see the 2003 Supplemental Transportation Budget Section for additional information.

**Department of Licensing**  
**Driver Services**  
 Total Appropriated Funds  
 (Dollars in Thousands)

	<b>Enacted</b>
<b>2001-03 Expenditure Authority</b>	<b>85,536</b>
2003 Supplemental *	528
<b>Total 2001-03 Biennium</b>	<b>86,064</b>
<b>2003-05 Maintenance Level</b>	<b>87,972</b>
<b>Policy Changes</b>	
1. CDLIS	64
2. General Inflation	-579
3. Collision Processing FTEs	178
4. Driver License Integrity	769
5. Revolving Funds	143
6. Staff Reduc. & Oper. Efficiencies	-844
<b>Total 2003-05 Biennium</b>	<b>87,703</b>

**Comments:**

Within Driver Services, there are three units. The Driver Examining unit issues driver's licenses and renewals, motorcycle endorsements, commercial driver's licenses and endorsements, and identification cards at 63 license services offices (LSOs) and four travel units. The Driver Responsibility unit administers state law relating to driving under the influence (DUI), mandatory convictions, implied consent, habitual traffic offenders, financial responsibility, and minors in possession. The Hearings/Interviews unit conducts hearings and interviews for drivers facing suspension or revocation of driving privileges.

1. **CDLIS** - Funding is provided by the federal government to support a Department employee to work in Washington DC on the Commercial Driver's License Information System (CDLIS). CDLIS enables the Department to exchange information with other states about the driving records of commercial motor vehicle drivers. (Highway Safety Account-Federal)
2. **General Inflation** - Agencies are required to find sufficient efficiencies in their operations to cover the cost of inflation in the goods, services, and supplies needed for performance of their mission. (Highway Safety Account-State, Motorcycle Safety Education Account-State)
3. **Collision Processing FTEs** - Funding is provided for two temporary FTEs to assist in the elimination of the backlog of collision reports. (Highway Safety Account-State)
4. **Driver License Integrity** - Funding is provided to perform batch and on-line verification of social security numbers and addresses in an effort to increase the integrity of the Washington State Driver License and Identification Card. (Highway Safety Account-State, Highway Safety Account-Federal)

5. **Revolving Funds** - Funding levels for services provided by other state agencies, such as the Office of the Attorney General, are adjusted to reflect what those agencies are expected to bill for their services. (Highway Safety Account-State)
6. **Staff Reduc. & Oper. Efficiencies** - In order to attain administrative efficiencies, agency budgets are reduced for FTE staff years, salaries, benefits, and other operating costs. (Highway Safety Account-State, Motorcycle Safety Education Account-State)

NOTE: Amounts shown here reflect only the transportation budget. The remainder of the Department of Licensing's budget is shown in the Omnibus Appropriations Act Section of this document.

\* Please see the 2003 Supplemental Transportation Budget Section for additional information.

## Board of Pilotage Commissioners

### Total Appropriated Funds

(Dollars in Thousands)

	<b>Enacted</b>
<b>2001-03 Expenditure Authority</b>	<b>305</b>
<b>2003-05 Maintenance Level</b>	<b>270</b>
<b>Policy Changes</b>	
1. Revolving Funds	2
<b>Total 2003-05 Biennium</b>	<b>272</b>

**Comments:**

The Board of Pilotage Commissioners (BPC) is a nine-member board that regulates state-licensed marine pilots and sets tariffs. The Board includes representatives of the shipping industry, pilot groups, public members, an environmental member, the spills program manager from the Department of Ecology, and the director of Washington State Ferries. BPC is funded from annual license fees paid by the pilots.

1. **Revolving Funds** - Funding levels for services provided by other state agencies, such as the Office of the Attorney General, are adjusted to reflect what those agencies are expected to bill for their services. (Pilotage Account-State)

**County Road Administration Board  
Operating**

Total Appropriated Funds  
(Dollars in Thousands)

	<u>Enacted</u>
<b>2001-03 Expenditure Authority</b>	<b>3,327</b>
<b>2003-05 Maintenance Level</b>	<b>3,427</b>
<b>Policy Changes</b>	
1. General Inflation	<u>-12</u>
<b>Total 2003-05 Biennium</b>	<b>3,415</b>

**Comments:**

The County Road Administration Board (CRAB) was created by the Legislature in 1965 to provide statutory oversight of the state's 39 county road departments. The agency is funded from a portion of the counties' fuel tax that is withheld for state supervision and from a portion of the two grant programs it administers. CRAB maintains the county road log, distributes the counties' portion of the motor vehicle fuel tax, and provides technical and engineering support.

1. **General Inflation** - Agencies are required to find sufficient efficiencies in their operations to cover the cost of inflation in the goods, services, and supplies needed for performance of their mission. (Motor Vehicle Account-State)

**County Road Administration Board  
Capital**

Total Appropriated Funds  
(Dollars in Thousands)

	<u>Enacted</u>
<b>2001-03 Expenditure Authority</b>	<b>86,014</b>
<b>2003-05 Maintenance Level</b>	<b>0</b>
<b>Policy Changes</b>	
1. 2003-05 Capital Program	<u>90,769</u>
<b>Total 2003-05 Biennium</b>	<b>90,769</b>

**Comments:**

This agency administers two grant programs: the Rural Arterial and the County Arterial Preservation Programs.

1. **2003-05 Capital Program** - Rural Arterial Trust Account funds are distributed to the counties in the form of project grants to improve rural collector roads and provide transportation engineering assistance. County Arterial Preservation Account funds are distributed to counties in the form of project grants to maintain urban and rural arterial roads. Motor Vehicle Account funds are for county ferries. (Motor Vehicle Account-State, Rural Arterial Trust Account-State, County Arterial Preservation Account-State)

## Freight Mobility Strategic Investment Board

### Total Appropriated Funds

(Dollars in Thousands)

	<b>Enacted</b>
<b>2001-03 Expenditure Authority</b>	<b>717</b>
<b>2003-05 Maintenance Level</b>	<b>620</b>
<b>Policy Changes</b>	
1. General Inflation	-4
<b>Total 2003-05 Biennium</b>	<b>616</b>

**Comments:**

The Freight Mobility Strategic Investment Board (FMSIB) was created in order to develop a comprehensive and coordinated state program that facilitates freight movement within the state to enhance the local, national, and international markets. FMSIB is responsible for reviewing, evaluating, and recommending projects that will enhance freight mobility within Washington State.

1. **General Inflation** - Funding for inflation is eliminated. Agencies are required to find sufficient efficiencies in their operations to cover the cost of inflation in the goods, services, and supplies needed for performance of their mission. (Motor Vehicle Account-State)



## Legislative Transportation Committee

### Total Appropriated Funds

(Dollars in Thousands)

	<b>Enacted</b>
<b>2001-03 Expenditure Authority</b>	<b>3,596</b>
<b>2003-05 Maintenance Level</b>	<b>3,642</b>
<b>Policy Changes</b>	
1. Performance Audits	1,600
2. Transfer House Transpo Staff	-2,868
<b>Total 2003-05 Biennium</b>	<b>2,374</b>

**Comments:**

The Legislative Transportation Committee (LTC) operates as a bipartisan, bicameral legislative agency. Through oversight and research, the LTC develops and recommends options concerning comprehensive and strategic transportation programs and policies.

1. **Performance Audits** - Chapter 362, Laws of 2003 (SSB 5748), establishes the Performance Audit Board to conduct performance audits. (Motor Vehicle Account-State)
  
2. **Transfer House Transpo Staff** - The House Transportation Committee and its costs are transferred to the House of Representatives, which is funded in Chapter 25, Laws of 2003, 1st sp.s., Partial Veto (ESSB 5404 - Omnibus Operating Budget). (Motor Vehicle Account-State)

## Marine Employees' Commission

### Total Appropriated Funds

(Dollars in Thousands)

	<b>Enacted</b>
<b>2001-03 Expenditure Authority</b>	<b>332</b>
<b>2003-05 Maintenance Level</b>	<b>354</b>
<b>Policy Changes</b>	
1. General Inflation	-2
<b>Total 2003-05 Biennium</b>	<b>352</b>

**Comments:**

In 1983, the Legislature established the Marine Employees' Commission to ensure that the operation of the Washington State Ferry system is not disrupted by labor disputes.

1. **General Inflation** - Agencies are required to find sufficient efficiencies in their operations to cover the cost of inflation in the goods, services, and supplies needed for performance of their mission. (Puget Sound Ferry Operations Account-State)

**Transportation Improvement Board  
Operating**

Total Appropriated Funds  
(Dollars in Thousands)

	<u>Enacted</u>
<b>2001-03 Expenditure Authority</b>	<b>3,103</b>
<b>2003-05 Maintenance Level</b>	<b>3,239</b>
<b>Policy Changes</b>	
1. General Inflation	<u>-8</u>
<b>Total 2003-05 Biennium</b>	<b>3,231</b>

**Comments:**

The Board is comprised of 21 members. The primary purpose of the Board is to administer grants for transportation projects that best address criteria established by the Board.

1. **General Inflation** - Agencies are required to find sufficient efficiencies in their operations to cover the cost of inflation in the goods, services, and supplies needed for performance of their mission. (Transportation Improvement Account-State, Urban Arterial Trust Account-State)

**Transportation Improvement Board  
 Capital**

Total Appropriated Funds  
 (Dollars in Thousands)

	Enacted
<b>2001-03 Expenditure Authority</b>	<b>236,078</b>
<b>2003-05 Maintenance Level</b>	<b>0</b>
<b>Policy Changes</b>	
1. 2003-05 Capital Program	197,416
<b>Total 2003-05 Biennium</b>	<b>197,416</b>

**Comments:**

The Transportation Improvement Board administers grant programs which includes the Transportation Partnership Program, Arterial Improvement Program, Small City Program, Urban Pedestrian Safety Mobility Program, and the City Hardship Assistance Program.

**1. 2003-05 Capital Program -**

**Transportation Partnership Program** - Provides transportation grant funding for cities with a population greater than 5,000, urban counties, and transportation benefit districts. Funds are distributed regionally with 40 percent going to the most significant projects in the state. Of the remaining funds, a minimum of 15 percent goes to each of the east and west regions and 30 percent to the Puget Sound region. Projects must be attributable to congestion caused by economic growth; consistent with state, regional, and local transportation plans; and partially funded by local government or private contributions. (Transportation Improvement Account-State)

**Arterial Improvement Program** - Provides grant funding, and the eligible agencies are counties with urban areas, cities, and towns within an urban area, and cities with a population of 5,000 or greater. Projects are distributed regionally based on roadway miles, population, and needs. The selected projects improve safety, geometrics of the roadway, traffic volume, and capacity, and potential accident reduction. Projects are eligible for reimbursement up to 80 percent. (Urban Arterial Trust Account-State)

**Small City Program** - Provides grants to small cities and towns with a population of less than 5,000. Grants awarded must preserve and improve the roadway system that is consistent with local needs. The main criteria for project selection are pavement condition, accident experience, and relationship to other local agency projects. The amount of funds distributed to a region is based on the population of cities under 5,000 within a region, when compared to the statewide population for cities with a population of 5,000 or less. Reimbursement varies with population. Cities with a population between 500 and 5,000 receive reimbursement for 90 percent of their costs. Cities with less than 500 can be reimbursed for the total cost of the project. (Urban Arterial Trust Account-State)

**Pedestrian Safety Mobility Program** - Provides grants to enhance and promote pedestrian mobility and safety. Projects must improve safety, provide pedestrian access, and address pedestrian access for both continuity and connectivity. Selection criteria include safety, pedestrian generators, convenience, public acceptance, and project cost. Urban pedestrian projects are reimbursed up to 80 percent and the maximum amount is \$150,000. (Urban Arterial Trust Account-State)

**City Hardship Assistance Program** - Provides funding to cities that receive highways when the highway is relocated or deleted from the state system. Eligible projects include any transferred state highway in a city with a population less than 20,000 that has extraordinary needs. Projects are selected based structural condition, accident experience, and relationship to other local agency projects. Cities are reimbursed for the total project cost. (Urban Arterial Trust Account-State)

## Washington Traffic Safety Commission

### Total Appropriated Funds

(Dollars in Thousands)

	Enacted
<b>2001-03 Expenditure Authority</b>	<b>8,813</b>
<b>2003-05 Maintenance Level</b>	<b>18,953</b>
<b>Policy Changes</b>	
1. General Inflation	-56
2. School Zone Safety	1,555
3. DUI/Traffic Safety Task Forces	368
<b>Total 2003-05 Biennium</b>	<b>20,820</b>

**Comments:**

The Washington Traffic Safety Commission was established in response to the Highway Safety Act of 1966 in order to distribute federal funding. The Commission's primary goal is to reduce the number of deaths and serious injuries that result from traffic crashes.

1. **General Inflation** - Agencies are required to find sufficient efficiencies in their operations to cover the cost of inflation in the goods, services, and supplies needed for performance of their mission. (Highway Safety Account-State, Highway Safety Account-Federal, School Zone Safety Account-State)
  
2. **School Zone Safety** - Established in 1996, the School Zone Safety Account provides for enforcement activities, community and school district projects, and educational programs to improve traffic safety in school zones throughout the state. Increased spending authority of \$1,555,000 is provided commensurate with projected revenues to the account and must be spent on specific School Safety Enhancement Projects. (School Zone Safety Account-State)
  
3. **DUI/Traffic Safety Task Forces** - Additional funding is provided for driving under the influence (DUI)/Traffic Safety Task Forces. Increased funding of \$210,000 will allow the Commission to transfer five task forces, whose federal funding will cease, to being state funded. Funds may be expended only when federal funds expire for individual task forces. In addition, increased funding of \$158,000 will augment existing task force efforts, including increasing the hours for coordinators in areas that have demonstrated the need for more work. (Highway Safety Account-State)

## Transportation Commission

### Total Appropriated Funds

(Dollars in Thousands)

	<b>Enacted</b>
<b>2001-03 Expenditure Authority</b>	<b>773</b>
<b>2003-05 Maintenance Level</b>	<b>808</b>
<b>Policy Changes</b>	
1. General Inflation	-3
2. Revolving Funds	2
<b>Total 2003-05 Biennium</b>	<b>807</b>

**Comments:**

The Transportation Commission serves as the board of directors of the Department of Transportation and, in coordination with public and private transportation agencies and organizations, proposes policies and funding mechanisms to promote an inter-modal and inter-connected transportation system throughout the State.

1. **General Inflation** - Funding for inflation is eliminated. Agencies are required to find sufficient efficiencies in their operations to cover the cost of inflation in the goods, services, and supplies needed for performance of their mission. (Motor Vehicle Account-State)
  
2. **Revolving Funds** - Funding is provided for labor and industries rate increases. (Motor Vehicle Account-State)

## Bond Retirement and Interest

### Total Appropriated Funds

(Dollars in Thousands)

	Enacted
<b>2001-03 Expenditure Authority</b>	<b>307,628</b>
2003 Supplemental *	-16,830
<b>Total 2001-03 Biennium</b>	<b>290,798</b>
<hr/>	
<b>2003-05 Maintenance Level</b>	<b>322,761</b>
<b>Policy Changes</b>	
1. Debt Service for New Bond Sales	29,535
<b>Total 2003-05 Biennium</b>	<b>352,296</b>

**Comments:**

1. **Debt Service for New Bond Sales** - Amounts represent the principle and interest payments on existing and planned 2003-05 biennium bond sales along with the underwriter discounts and bond sale costs for the 2003-05 biennium.

NOTE: Amounts shown here reflect only the transportation budget. The remainder of the Bond Retirement & Interest's budget is shown in the Omnibus Appropriations Act Section of this document.

Planned 2003-05 Biennium Bond Sales, Sale Costs, and New Authorizations:

\* Please see the 2003 Supplemental Transportation Budget Section for additional information.

- ~ \$45,000,000 in R49 bonds for Ferry Capital (Puget Capital Construction Account)
- ~ \$158,550,000 in R49 bonds for Highway Improvement and Preservation (Motor Vehicle Account)
- ~ \$23,955,000 in bonds for Transportation Improvement Projects (Transportation Improvement Account)
- ~ \$44,000,000 in bonds for Category C Projects (Special Cat C Account)
- ~ \$47,772,000 in bonds for capital funding for Public Transportation, Rail, Local Programs, and Ferries (Multimodal Transportation Account)
- ~ \$567,000,000 in R49 bonds for the Tacoma Narrows Bridge Reappropriation (Tacoma Narrows Bridge Account)
- ~ \$280,000,000 in bonds for Highway Improvements (Transportation 2003 Account - Nickel Account)

Total New Bond Sales \$1,166,277,000 (includes future sales of \$567,000,000 in Tacoma Narrows Bridge Bonds)

Bond Issuance Costs:

- ~ Underwriters discounts are estimated at 0.75 percent of 1 percent
- ~ Bond sales costs are estimated at 0.25 percent of 1 percent

Chapter 147, Laws of 2003 (ESB 6062) New Bond Authorizations:

- ~ 18th Amendment Bonds \$2.6 Billion
- ~ Multimodal Bonds \$349 Million

**Department of Agriculture**  
Total Appropriated Funds  
(Dollars in Thousands)

	<b>Enacted</b>
<b>2001-03 Expenditure Authority</b>	<b>305</b>
<b>2003-05 Maintenance Level</b>	<b>316</b>
<b>Policy Changes</b>	
1. General Inflation	-3
2. Revolving Funds	2
<b>Total 2003-05 Biennium</b>	<b>315</b>

*Comments:*

The Department of Agriculture administers the Motor Fuel Quality Program. This program, initiated in 1990 as a consumer protection effort, ensures fuel quality by verifying it meets posted octane ratings and accuracy of commercial measuring devices, such as gas pumps.

1. **General Inflation** - Agencies are required to find sufficient efficiencies in their operations to cover the cost of inflation in the goods, services, and supplies needed for performance of their mission. (Motor Vehicle Account-State)
  
2. **Revolving Funds** - Funding levels for services provided by other state agencies, such as the Office of the Attorney General, are adjusted to reflect what those agencies are expected to bill for their services. (Motor Vehicle Account-State)

NOTE: Amounts shown here reflect only the transportation budget. The remainder of the Department of Agriculture's budget is shown in the Omnibus Appropriations Act Section of this document.



**State Parks and Recreation Commission - Capital**

Total Appropriated Funds

(Dollars in Thousands)

	<u>Enacted</u>
<b>2001-03 Expenditure Authority</b>	<b>763</b>
<b>2003-05 Maintenance Level</b>	<b>150</b>
<b>Total 2003-05 Biennium</b>	<b>150</b>

**Comments:**

Funding is a reappropriation for the Beacon Rock State Park Entrance and access road from State Highway 14.

NOTE: Amounts shown here reflect only the transportation budget. The remainder of the State Parks & Recreation Commission's budget is shown in the Omnibus Appropriations Act Section of this document.

## State Employee Compensation Adjustments

### Total Appropriated Funds

(Dollars in Thousands)

	Enacted
<b>2001-03 Expenditure Authority</b>	<b>0</b>
<b>2003-05 Maintenance Level</b>	<b>0</b>
<b>Policy Changes</b>	
1. Pension Rate Change (PUC)	-4,855
<b>Total 2003-05 Biennium</b>	<b>-4,855</b>

**Comments:**

1. **Pension Rate Change (PUC)** - A new actuarial method for smoothing returns on assets is adopted for public employees' retirement systems. The method varies the length of smoothing of a particular year's gain or loss depending on the difference from the actuarially assumed rate of investment return.

NOTE: Amounts shown here reflect only the transportation budget. The remainder of the State Employee Compensation Adjustments's budget is shown in the Omnibus Appropriations Act Section of this document.

**State Parks and Recreation Commission - Operating**

## Total Appropriated Funds

(Dollars in Thousands)

	<u>Enacted</u>
<b>2001-03 Expenditure Authority</b>	<b>819</b>
<b>2003-05 Maintenance Level</b>	<b>822</b>
<b>Total 2003-05 Biennium</b>	<b>822</b>

**Comments:**

The transportation budget provides funding for snow plowing on Mt. Spokane, sand clearing from ocean beach approach roads, and ditch clearing and pothole filling around the park system. (Motor Vehicle Account-State)

NOTE: Amounts shown here reflect only the transportation budget. The remainder of the State Parks & Recreation Commission's budget is shown in the Omnibus Appropriations Act Section of this document.

## Utilities and Transportation Commission

### Total Appropriated Funds

(Dollars in Thousands)

	<u>Enacted</u>
<b>2001-03 Expenditure Authority</b>	<b>126</b>
<b>2003-05 Maintenance Level</b>	<b>126</b>
<b>Policy Changes</b>	
1. HB 1352	<u>167</u>
<b>Total 2003-05 Biennium</b>	<b>293</b>

**Comments:**

The Utilities and Transportation Commission (UTC) administers the Grade Crossing Protective Account. UTC works with local governments and railroads to install and upgrade signals and warning devices at railroad crossings.

- HB 1352** - Chapter 190, Laws of 2003 (HB 1352), will broaden the purpose of the Grade Crossing Protective Account to be used for any rail safety project. The bill also eliminates the matching requirement for local governments on projects less than \$20,000. These rail safety projects will be designed to reduce deaths and injuries from the interaction of the public with rail traffic. (Grade Crossing Protective Account-State)

NOTE: Amounts shown here reflect only the transportation budget. The remainder of the Utilities and Transportation Commission's budget is shown in the Omnibus Appropriations Act Section of this document.

**2003 Supplemental Transportation Budget**  
*Operating and Capital*

**TABLE OF CONTENTS**

<b>Subject</b>	<b>Page</b>
Agency Summary Report .....	428
Table: Major Components by Agency .....	429
Detail Report .....	430

## 2001-03 Washington State Transportation Budget

### TOTAL OPERATING AND CAPITAL BUDGET

#### Total Appropriated Funds

(Dollars in Thousands)

	2001-03 Approp Auth	2003 Supplemental	Revised 2001-03
<b>Department of Transportation</b>	<b>3,395,705</b>	<b>5,956</b>	<b>3,401,661</b>
Pgm D - Hwy Mgmt & Facilities	64,090	-675	63,415
Pgm F - Aviation	5,509	-382	5,127
Pgm I1 - Improvements - Mobility	444,862	-551	444,311
Pgm I2 - Improvements - Safety	146,326	0	146,326
Pgm I3 - Improvements - Econ Init	125,367	0	125,367
Pgm I4 - Improvements - Env Retro	23,071	0	23,071
Pgm I7 - Tacoma Narrows Br	846,255	0	846,255
Pgm K - Transpo Economic Part	2,848	0	2,848
Pgm M - Highway Maintenance	279,959	0	279,959
Pgm P1 - Preservation - Roadway	276,165	0	276,165
Pgm P2 - Preservation - Structures	162,393	0	162,393
Pgm P3 - Preservation - Other Facil	119,102	0	119,102
Pgm Q - Traffic Operations	56,229	0	56,229
Pgm S - Transportation Management	107,374	0	107,374
Pgm T - Transpo Plan, Data & Resch	33,283	0	33,283
Pgm U - Charges from Other Agys	42,829	5,626	48,455
Pgm V - Public Transportation	14,239	0	14,239
Pgm W - WA State Ferries-Cap	177,362	0	177,362
Pgm X - WA State Ferries-Op	311,312	1,938	313,250
Pgm Y - Rail	54,441	0	54,441
Pgm Z - Local Programs	102,689	0	102,689
<b>Washington State Patrol</b>	<b>257,010</b>	<b>-359</b>	<b>256,651</b>
Field Operations Bureau	171,594	-41	171,553
Investigative Services Bureau	5,088	0	5,088
Support Services Bureau	77,718	-318	77,400
Capital	2,610	0	2,610
<b>Department of Licensing</b>	<b>170,818</b>	<b>911</b>	<b>171,729</b>
Management & Support Services	12,524	54	12,578
Information Systems	9,723	41	9,764
Vehicle Services	63,035	288	63,323
Driver Services	85,536	528	86,064
Legislative Transportation Comm	3,596	0	3,596
LEAP Committee	488	0	488
Office of the State Auditor	126	0	126
Board of Pilotage Commissioners	305	0	305
Utilities and Transportation Comm	126	0	126
WA Traffic Safety Commission	8,813	0	8,813
County Road Administration Board	89,341	0	89,341
Transportation Improvement Board	239,181	0	239,181
Marine Employees' Commission	332	0	332
Transportation Commission	773	0	773
Freight Mobility Strategic Invest	717	0	717
State Parks and Recreation Comm	1,582	0	1,582
Department of Agriculture	305	0	305
<b>Total Appropriation</b>	<b>4,169,218</b>	<b>6,508</b>	<b>4,175,726</b>
Bond Retirement and Interest	307,628	-16,830	290,798
<b>Total</b>	<b>4,476,846</b>	<b>-10,322</b>	<b>4,466,524</b>

**2003 Washington State Supplemental Transportation Budget  
Chapter 360, Laws of 2003, Partial Veto (ESHB 1163)  
Total Appropriated Funds**

(Dollars in Thousands)

---

**MAJOR COMPONENTS BY AGENCY  
Operating and Capital**

Department of Transportation	5,956
Washington State Patrol	-359
Department of Licensing	911
Other Transportation	<u>-16,830</u>
<b>Total</b>	<b>-10,322</b>

# 2001-03 Washington State Transportation Budget

## 2003 Supplemental Budget

### Chapter 360, Laws of 2003, Partial Veto (ESHB 1163)

#### Total Appropriated Funds

(Dollars in Thousands)

	Operating	Capital	Total
<b>Department of Transportation</b>			
<b>Program D - Plant Construction &amp; Supervision</b>			
1. Sand Shed Funding	0	-236	-236
2. Spokane Street Maintenance Facility	0	-439	-439
Total	0	-675	-675
<b>Program F - Aviation</b>			
3. Fund Balance Adjustment	-382	0	-382
<b>Program I1 - Improvements - Mobility</b>			
4. Program Support Savings	0	-551	-551
<b>Program U - Charges from Other Agencies</b>			
5. WSF Tort Liability and Settlement	5,626	0	5,626
<b>Program W - Washington State Ferries - Capital</b>			
6. Fed-State Appropriation Switch	0	0	0
<b>Program X - Washington State Ferries - Operating</b>			
7. WSF Fuel Adjustment	638	0	638
8. Insurance Premium Increase	1,300	0	1,300
Total	1,938	0	1,938
<b>Washington State Patrol</b>			
<b>Field Operations Bureau</b>			
9. Federal Spending Authority	379	0	379
10. Aviation Insurance	18	0	18
11. Budget Reduction	-438	0	-438
Total	-41	0	-41
<b>Support Services Bureau</b>			
12. Recover Revolving Fund Reduction	56	0	56
13. Emergency Dispatching	63	0	63
14. Budget Reduction	-437	0	-437
Total	-318	0	-318
<b>Department of Licensing</b>			
<b>Management and Support Services</b>			
15. Lease Rate Adjustments	35	0	35
16. Other Maintenance Adjustments	19	0	19
Total	54	0	54
<b>Information Systems</b>			
17. Lease Rate Adjustments	34	0	34
18. Other Maintenance Adjustments	7	0	7
Total	41	0	41



**2001-03 Washington State Transportation Budget**  
**2003 Supplemental Budget**  
**Chapter 360, Laws of 2003, Partial Veto (ESHB 1163)**  
**Total Appropriated Funds**  
(Dollars in Thousands)

	<u>Operating</u>	<u>Capital</u>	<u>Total</u>
<b>Vehicle Services</b>			
19. Postage Rate Adjustments	182	0	182
20. Other Maintenance Adjustments	106	0	106
Total	288	0	288
<b>Driver Services</b>			
21. CDLIS	36	0	36
22. Lease Rate Adjustments	5	0	5
23. Other Maintenance Adjustments	487	0	487
Total	528	0	528
<b>Bond Retirement and Interest</b>			
24. Supplemental 2003	-16,830	0	-16,830
<b>Total 2003 Supplemental</b>	<b><u>-9,096</u></b>	<b><u>-1,226</u></b>	<b><u>-10,322</u></b>

*Comments:*

**Department of Transportation**

**Program D - Plant Construction & Supervision**

1. SAND SHED FUNDING - Installing sand sheds statewide is deferred to future biennia when funding is available. (Motor Vehicle Account-State)
2. SPOKANE STREET MAINTENANCE FACILITY - The design and construction phases of the Spokane Street Maintenance Facility are deferred until future biennia when funding is available. (Motor Vehicle Account-State)

**Program F - Aviation**

3. FUND BALANCE ADJUSTMENT - The appropriation for the Aviation Division is reduced by \$382,000 for anticipated appropriation under-runs. (Aeronautics Account-State)

**Program I1 - Improvements - Mobility**

4. PROGRAM SUPPORT SAVINGS - Funding is reduced for direct project support. (Motor Vehicle Account-State)

**Program U - Charges from Other Agencies**

5. WSF TORT LIABILITY AND SETTLEMENT - Funding is provided to align the Washington State Ferries (WSF) tort liability funding for indemnity and tort defense with biennium-to-date spending and actuarial supported projections. (Motor Vehicle Account-State)

**Program W - Washington State Ferries - Capital**

6. FED-STATE APPROPRIATION SWITCH - Funding is realigned to reflect anticipated level of federal funds. (Motor Vehicle Account-State, Motor Vehicle Account-Federal)

**Program X - Washington State Ferries - Operating**

7. WSF FUEL ADJUSTMENT - Funding is provided for additional fuel costs due to higher rates than initially budgeted. (Puget Sound Ferry Operations Account-State)
8. INSURANCE PREMIUM INCREASE - Funding is provided for an insurance premium increase of \$1.3 million as negotiated with the Willis Corporation for FY 2003. Premiums are based on recent claims and existing insurance market conditions. (Puget Sound Ferry Operations Account-State)

**2001-03 Washington State Transportation Budget**  
**2003 Supplemental Budget**  
**Chapter 360, Laws of 2003, Partial Veto (ESHB 1163)**

**Washington State Patrol**

**Field Operations Bureau**

9. FEDERAL SPENDING AUTHORITY - The Washington State Patrol (WSP) is provided additional federal and private/local appropriation authority in order to fully expend grant funds awarded to the Agency. (General Fund-Federal and various other funds)
10. AVIATION INSURANCE - WSP's Aviation Section currently operates a fleet of six traffic control aircraft valued at one million dollars. During FY 2002, the cost of insurance premiums for these aircraft increased 45 percent over previous estimates. Funds are provided for the ongoing aviation insurance premium increase for the six traffic control aircraft. (State Patrol Highway Account-State)
11. BUDGET REDUCTION - The agency will find sufficient efficiencies to reduce operating costs without affecting trooper staffing levels. (State Patrol Highway Account-State)

**Support Services Bureau**

12. RECOVER REVOLVING FUND REDUCTION - The enacted 2002 Supplemental Budget contained a \$135,000 reduction to the State Patrol's revolving account allocation based on expected decreases in the cost of some services provided by other state agencies. The actual cost reduction, however, was only \$79,400. The additional \$55,600 in funding is restored to the Agency's revolving fund allocation to match the actual reduction. (State Patrol Highway Account-State)
13. EMERGENCY DISPATCHING - WSP Communications Division operates a 24-hour-a-day, 365-day-a-year statewide emergency communications system, which includes eight centers. The Division provides emergency dispatch services for mobile units of the WSP, along with the Department of Fish and Wildlife, Liquor Control Board, Department of Transportation, State Parks and Recreation Commission, and other state and federal agencies on a reimbursement basis. Funding is provided for increased communications costs associated with 911 telephone services and computer-aided dispatch mapping. (State Patrol Highway Account-State)
14. BUDGET REDUCTION - The agency will find sufficient efficiencies to reduce operating costs without affecting trooper staffing levels. (State Patrol Highway Account-State)

**Department of Licensing**

**Management and Support Services**

15. LEASE RATE ADJUSTMENTS - Additional appropriation authority is provided to cover the increased lease costs at the Olympia Black Lake offices. (Motor Vehicle Account-State, Highway Safety Account-State)
16. OTHER MAINTENANCE ADJUSTMENTS - Additional spending authority is provided to cover the Agency's unanticipated over-expenditure of Attorney General legal services. In addition, the Driver Services Division requires increased expenditure authority to implement legislation which gave the Department of Licensing (DOL) full responsibility to regulate commercial driving schools. (Motor Vehicle Account-State, Highway Safety Account-State)

**Information Systems**

17. LEASE RATE ADJUSTMENTS - Additional appropriation authority is provided to cover the increased lease costs at the Olympia Black Lake offices. (Motor Vehicle Account-State, Highway Safety Account-State, DOL Services Account-State)
18. OTHER MAINTENANCE ADJUSTMENTS - The Driver Services Division requires increased expenditure authority to implement legislation which gave DOL full responsibility to regulate commercial driving schools. (Highway Safety Account-State)

**Vehicle Services**

19. POSTAGE RATE ADJUSTMENTS - Funding is needed to cover the cost of the United States postal rate increase that was implemented in July 2002. (Motor Vehicle Account-State)

**2001-03 Washington State Transportation Budget**  
**2003 Supplemental Budget**  
**Chapter 360, Laws of 2003, Partial Veto (ESHB 1163)**

**Vehicle Services (continued)**

20. OTHER MAINTENANCE ADJUSTMENTS - Additional spending authority is provided to cover the Agency's unanticipated over-expenditure of Attorney General legal services. In addition, the Driver Services Division requires increased expenditure authority to implement legislation which gave DOL full responsibility to regulate commercial driving schools. (Motor Vehicle Account-State)

**Driver Services**

21. CDLIS - Funding is provided by the federal government to support a DOL employee to work in Washington DC on the Commercial Driver's License Information System (CDLIS). CDLIS enables DOL to exchange information with other states about the driving records of commercial motor vehicle operators. (Highway Safety Account-Federal)
22. LEASE RATE ADJUSTMENTS - Additional appropriation authority is provided to cover the increased lease costs at the Olympia Black Lake offices. (Highway Safety Account-State)
23. OTHER MAINTENANCE ADJUSTMENTS - Additional spending authority is provided to cover the Agency's unanticipated over-expenditure of Attorney General legal services. In addition, the Driver Services Division requires increased expenditure authority to implement legislation which gave DOL full responsibility to regulate commercial driving schools. (Highway Safety Account-State)



# 2003-05 Capital Budget

## *Omnibus Capital Only*

### TABLE OF CONTENTS

<b>Subject</b>	<b>Page</b>
Budget Highlights . . . . .	436
Bar Chart: Total Appropriations in the Capital Budget (14-Year History) . . . . .	439
Pie Chart: Capital Budget by Functional Area – 2001-03 Enacted vs. 2003-05 Enacted . . . . .	440
New Appropriations Project List . . . . .	441
Alternative Finance Projects. . . . .	451
Washington Wildlife and Recreation Program Projects – LEAP Capital Document No. 2003-45. . . . .	452
Trust Land Transfer Program – LEAP Capital Document No. 2003-17. . . . .	455
Aquatic Lands Enhancement Account Grant Funding – LEAP Capital Document No. 2003-32. . . . .	456
Heritage Capital Projects . . . . .	457
Community Services Facilities Program . . . . .	458
Building for the Arts . . . . .	459
Local Community Projects . . . . .	460
Project Descriptions . . . . .	461
2003 Supplemental Capital Budget . . . . .	525

## 2003-05 Capital Budget Highlights

---

In developing the 2003-05 capital budget, the 2003 Legislature was faced with a choice to either build a budget within the current statutory debt limit or to expand that limit to meet additional capital needs of the state. Because of weak revenue growth, the statutory debt limit would have allowed for a relatively small capital budget (compared to prior biennia). In addition, former Governors Booth Gardner and Dan Evans proposed a large increase in borrowing for higher education capital spending along with a proposal to increase the debt limit.

The Legislature responded to this situation by passing four major capital budget-related bills: the capital budget itself, Chapter 26, Laws of 2003, 1<sup>st</sup> sp.s., (SSB 5401); a typical “bond bill”, Chapter 3, Laws of 2003, 1<sup>st</sup> sp.s., (ESHB 1288); a special higher education bond bill, Chapter 18, Laws of 2003, 1<sup>st</sup> sp.s., (ESSB 5908); and finally, a bill to amend the statutory debt limit, Chapter 9, Laws of 2003, 1<sup>st</sup> sp.s., (HB 2242).

Appropriations in the capital budget totaled \$2.6 billion, \$1.3 billion from a variety of revenue sources and \$1.3 billion from the issuance of state bonds. Additionally, \$1.8 billion was reappropriated for projects from prior biennia. The \$1.3 billion of spending from non-bond sources includes \$284 million for K-12 construction and \$261 million for public works assistance.

### **Bond Bills**

The regular bond bill (ESHB 1288) authorized issuance of \$1.2 billion in general obligation bonds to be repaid over 25 years by the state general fund. The “Gardner/Evans” bond bill (ESSB 5908) authorized an additional \$750 million of general obligation bonds over a period of about six years. Only \$170 million of this amount was appropriated in this budget, leaving \$580 million to be appropriated for higher education projects in future capital budgets.

### **Debt Limit Issues**

The state has both a 7 percent statutory and a 9 percent constitutional debt limit. The size of any capital budget is generally restricted by the statutory 7 percent debt limit. However, because of numerous amendments and exceptions to the statutory limit in recent years, there is now a smaller difference than might first appear. During the 2003 session, the Legislature passed a new amendment to the statutory debt limit that adds the state property tax into the definition of general state revenues. This effectively now makes the 7 percent and 9 percent limits equivalent. By increasing the statutory debt limit, the Legislature was able to appropriate an additional \$350 million in the 2003-05 capital budget. An unofficial “working limit” of 8.5 percent was established to avoid the possibility of exceeding the constitutional limit should interest rate or revenue projections turn out to be incorrect and to leave room to address emergencies or unforeseen circumstances.

### **Higher Education**

Higher Education was provided a total of \$759 million, of which \$581 million was state bonds. As mentioned above, \$170 million in Gardner-Evans bonds are appropriated for a variety of new facilities and preservation/renovation of existing facilities. The Legislature chose to place a special emphasis on preserving existing buildings on the various college campuses. For this reason, two new categories of spending were created: *Preventive Maintenance* (Preventive Facility Maintenance & Building System Repairs) and *Backlog Reduction* (Facility Preservation Backlog Reduction).

The \$52 million for *Preventive Maintenance* is intended to maintain state-owned university facilities housing educational and general programs of the institution for current occupants and extend the useful life of the buildings. Institutions are to proactively address day-to-day needs of campus facilities, giving attention to those buildings in better relative condition or used intensely so as to mitigate future years' demand on the state for significant capital investments. *Preventive Maintenance* funds are not intended to fund utilities, security, janitorial services, or grounds keeping. This item replaces a general fund reduction in the 2003-05 Operating Budget base that historically has been used for these purposes.

*Facility Preservation Backlog Reduction* funding is provided to undertake a locally-prioritized list of deferred facility preservation projects that principally focuses on building systems and structural and code-related deficiencies, to improve the condition of state-owned university facilities functioning poorly for housing current programs and occupants.

### **Public School Construction**

The sum of \$397.8 million was appropriated as matching funds to construct and renovate buildings for the state public school system. This amount includes \$32.8 million to increase the per square foot area cost allowance to \$125.32 in FY 2004 and \$129.80 in FY 2005, compared to \$110.32 currently.

The Common School Construction Fund receives revenue from a variety of sources. The following revenue streams are expected to be deposited into the fund to support the 2003-05 appropriation: \$96.4 million from timber trust revenues; \$44 million of state bonds is provided through the Trust Land Transfer Program; \$27 million from Education Savings Account transfers that are derived from state agency under-expenditures; \$21.2 million from interest earnings, federal funds and other transfers; and \$67.4 million from the Education Construction Account.

In addition, a total of \$2 million in state bonds was appropriated to complete the construction of the Port Angeles North Olympic Skills Center. A total of \$4.8 million is provided from state bonds for grants to school districts for security upgrades and the implementation of school mapping technologies in the Criminal Justice Training Commissions' budget. Also, \$1.5 million is provided for a sustainable building practices pilot project.

### **Human Services**

A total of \$252 million was appropriated to the various Human Services agencies. Funding is provided for expansions and remodels of institutions at the Department of Corrections in response to an increased inmate population and the need for additional maximum-security beds. The sum of \$133.9 million is provided for a new North Security Complex at the Washington State Penitentiary (WSP) in Walla Walla that will provide 768 close custody beds and 100 intensive management unit beds. In addition, \$17.8 million is provided to remodel 324 medium custody beds at the WSP to close custody, and \$18.7 million is provided for a new 100-bed intensive management unit at the Monroe Correctional Complex. Also, \$500,000 is provided for a comprehensive master plan of the entire correctional system. The Department of Social and Health Services is provided \$44 million to improve facilities for juvenile rehabilitation, mental health facilities, the Special Commitment Center, and other facilities. The sum of \$6.2 million is provided for the consolidation of Residential Habilitation Centers and the downsizing of Fircrest School. To improve security and address suicide risks, \$5.5 million is provided for the first phase of renovation of cottages at Echo Glen Children's Center.

### **Salmon Recovery and Water**

The Legislature continued efforts to restore salmon populations to healthy, harvestable levels by investing in salmon recovery programs, water quality, and water quantity programs and projects. The capital budget provides \$255 million for salmon and water programs.

Funding for salmon recovery includes: \$46 million for grants for salmon restoration projects and activities; \$23.9 million for hatchery management and reform; \$1 million for fish screens; and \$5 million to purchase riparian easements from timber land owners to mitigate the economic impact of forest practices rules and to remove fish blockages on family-owned forests.

Capital funding for water resources and water quality includes: \$14.6 million for water supply facilities and grants for irrigation efficiencies; \$3 million to purchase and lease water rights; \$49.5 million for water quality grants through the State Conservation Commission and the Centennial Clean Water Fund; and \$111 million for low-interest loans to local governments for water pollution control facilities.

### **Habitat and Recreation**

Over \$144 million is provided to improve public access to recreation and preserve open space and habitat. Through the Washington Wildlife and Recreation Program, \$45 million is provided for habitat and recreation projects. With the Trust Land Transfer Program, \$55 million is provided to purchase unharvestable timber lands from the school trust and transfer those lands to recreation and habitat status. Through the Aquatic Lands Enhancement Grant Program, \$5.4 million of revenues from state tidelands and bedlands is provided for water access and habitat protection projects. Through the Forest Legacy Program and the Land and Water Conservation Fund, \$11.7 million in federal funds is provided to acquire and protect high quality habitat. Recreation on non-highway roads and trails is supported by \$6.2 million in Non-Highway and Off-Road Vehicle Program Account funding. The State Parks and Recreation Commission is provided \$21 million in state, federal, and local authority to preserve and improve the state park system.

### **Projects Funded By Alternative Financing Contracts**

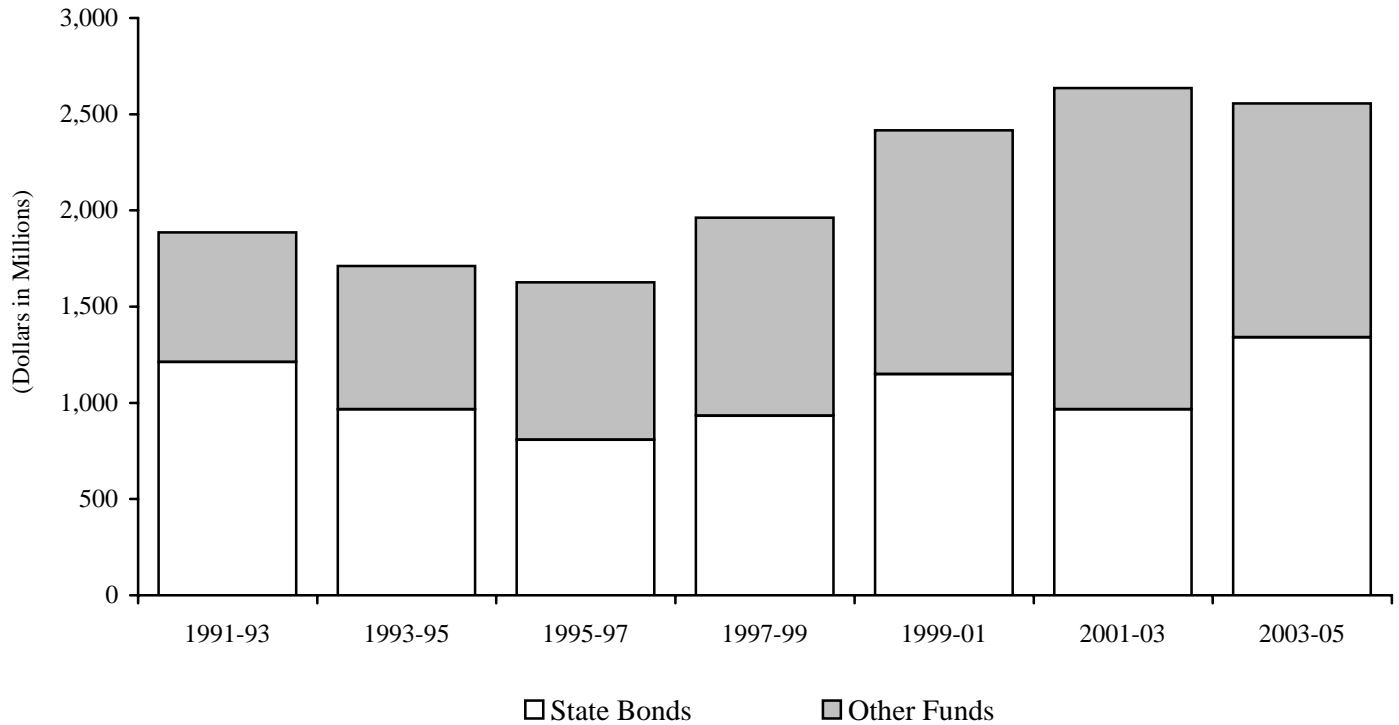
In addition to regular appropriations for capital projects, the budget authorizes state agencies to enter into financing contracts for the acquisition of land and facilities. There are 13 such projects.

### **Relationship Between the Capital and Operating Budgets**

Given the current economic climate, the Legislature heightened its review of potential future operating budget impacts of capital projects and the impacts that policy and operating budget decisions have on future capital spending requests. State agencies are required to identify likely future operating budget impacts of capital projects. These operating costs include staffing, equipment, and maintenance. The estimates of these impacts provide the basis for predicting what future operating budget requests will be and whether the operating budget can support the capital project in the future. However, there is a significant variance in the quality of these estimates. Some agencies, particularly some natural resource agencies, have improved the forecasting of these operating impacts, and efforts are underway to better coordinate operating and capital costs in higher education and for other agencies. While not necessarily agreeing on the agencies' estimates of future operating impacts, the Legislature acknowledges the agencies' identification of potential costs to operate the facility or project and will continue its efforts to better coordinate these budget impacts in project and budget decisions.



**Total Appropriations in the Capital Budget**  
**14-Year History**  
(Dollars in Millions)

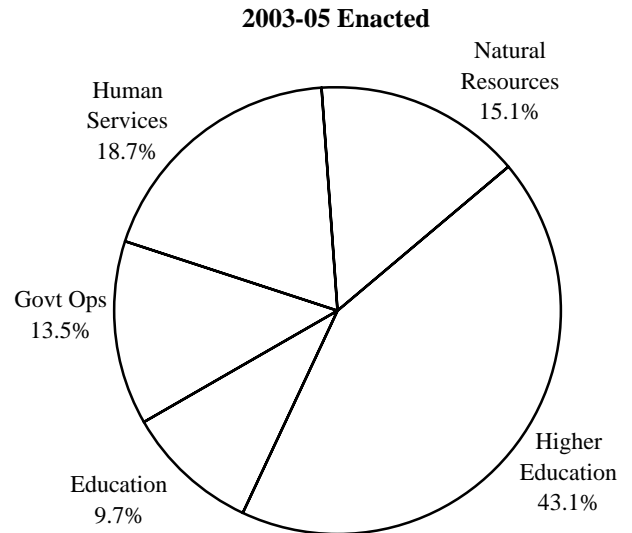
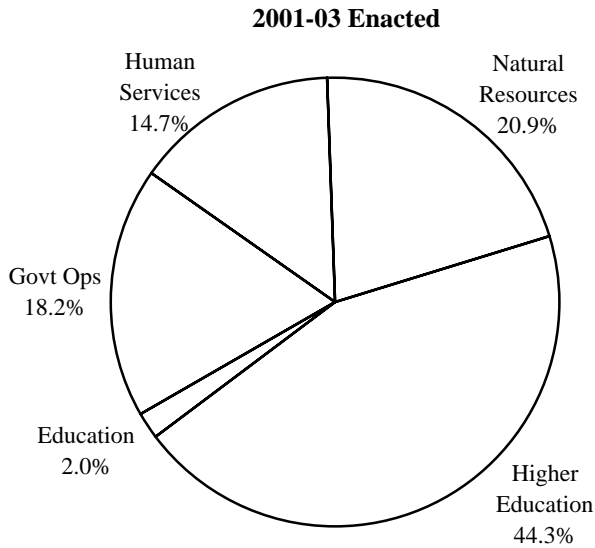


	<u>State Bonds</u>	<u>Other Funds</u>	<u>Total</u>
1991-93	1,213	672	1,885
1993-95	967	745	1,712
1995-97	809	818	1,627
1997-99	933	1,030	1,963
1999-01	1,149	1,267	2,416
2001-03	965	1,671	2,636
2003-05	1,349	1,215	2,564

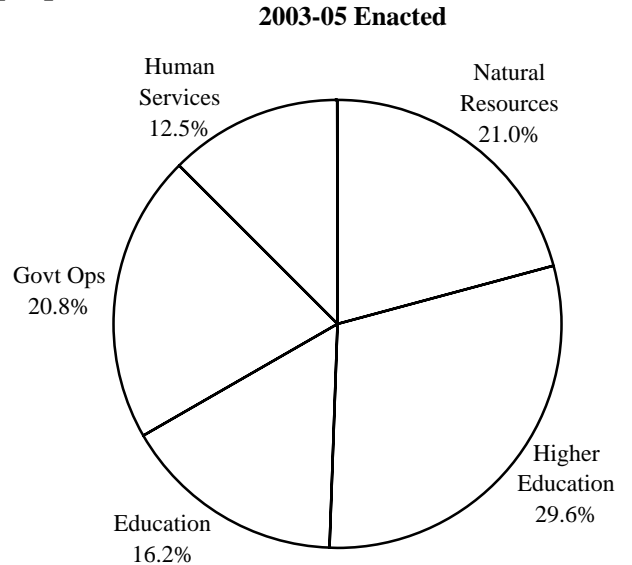
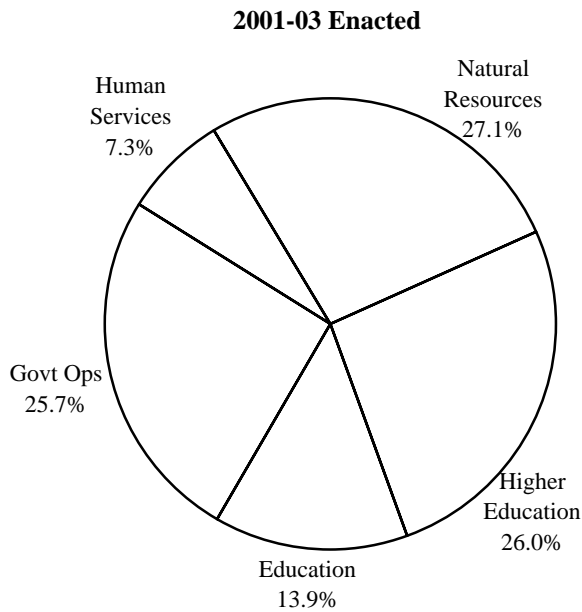
# Capital Budget Comparison

## 2001-03 Enacted vs. 2003-05 Enacted

### State Bonds



### Total New Appropriations



	<b>2001-03 Enacted</b>		<b>2003-05 Enacted</b>	
	<b>State Bonds</b>	<b>New Approps</b>	<b>State Bonds</b>	<b>New Approps</b>
Governmental Operations	175,302,802	676,827,730	181,521,953	532,689,953
Human Services	141,548,866	193,211,041	251,828,330	320,146,030
Natural Resources	201,365,044	713,509,354	204,083,604	537,617,983
Higher Education	427,729,091	686,373,752	580,933,171	759,436,197
Education	19,423,182	366,276,250	130,788,200	414,545,103
<b>Total</b>	<b>965,368,985</b>	<b>2,636,198,127</b>	<b>1,349,155,258</b>	<b>2,564,435,266</b>

**2003-05 Capital Budget**  
**New Appropriations Project List**  
**Chapter 26, Laws of 2003, 1st sp.s., Partial Veto (SSB 5401)**

	<u>State Bonds</u>	<u>Total</u>
<b>NEW PROJECTS</b>		
<b>Governmental Operations</b>		
<b>Jt Leg Audit &amp; Review Committee</b>		
Capital Budget Studies	500,000	500,000
<b>Public Disclosure Commission</b>		
Infrastructure Security/Disaster Recovery Systems	270,172	270,172
<b>Office of the Secretary of State</b>		
Deferred Maintenance Reduction Backlog Projects: Regional Archive	100,000	100,000
<b>Office of the State Auditor</b>		
Moving and Equipment Costs	0	100,000 v
<b>Dept Community, Trade, Econ Dev</b>		
Bellevue Open Space Enhancement	750,000	750,000
Bremerton Waterfront Project	1,000,000	1,000,000
Building for the Arts	4,500,000	4,500,000
Cancer Research Facility Grant	1,000,000	1,000,000
Chewelah Peak Environmental Learning Center	1,500,000	1,500,000
City of Woodland Infrastructure Development	300,000	300,000
Coastal Erosion Grants	750,000	750,000
Community Economic Revitalization Board (CERB)	0	11,491,000
Community Services Facilities Program	5,931,280	5,931,280
Drinking Water Assistance Account	4,000,000	12,500,000
Drinking Water-State Revolving Fund-Auth to Use Loan Repayments	0	11,200,000
Fox Theater Project	1,500,000	1,500,000
Greenbank Farm	1,500,000	1,500,000
Highline School District Aircraft Noise Mitigation	10,000,000	10,000,000
Housing Assistance, Weatherization, and Affordable Housing	80,000,000	80,000,000
Japanese American Memorial	1,500,000	1,500,000
Lewis and Clark Confluence Project	3,000,000	3,000,000
Local/Community Projects	12,197,500	12,197,500
McCaw Opera House	1,500,000	1,500,000
PBS Digital Upgrade	700,000	700,000
Pine Lake Park Phase II	600,000	600,000
Public Works Trust Fund	0	261,200,000
Rural Washington Loan Fund (RWLF)	0	3,481,000
Seattle Heart Alliance (at Swedish Hospital)	4,000,000	4,000,000
Seventh Street Theatre	100,000	100,000
State Games	200,000	200,000
West Central Community Center	500,000	500,000
William Factory Business Incubator	560,000	560,000
Wing Luke Asian Art Museum	1,500,000	1,500,000
Yakima Ballfields	350,000	350,000
Total	139,438,780	435,310,780

**2003-05 Capital Budget**  
**New Appropriations Project List**  
**Chapter 26, Laws of 2003, 1st sp.s., Partial Veto (SSB 5401)**

	<u>State Bonds</u>	<u>Total</u>
<b>Office of Financial Management</b>		
Capital Monitoring	150,000	150,000
<b>Dept of General Administration</b>		
Cherberg Building Predesign	0	600,000
Emergency Repairs	300,000	1,600,000
Engineering & Architectural Services	6,009,000	9,586,000
Heritage Park	0	500,000 v
Historic Buildings - Exteriors Preservation	1,475,000	1,475,000
Legislative Building Security	0	1,179,000
Legislative Building Space Use Change	1,570,000	1,570,000
Legislative Building: Rehabilitation and Capital Addition	0	2,300,000
Minor Works - Facility Preservation: Statewide	0	5,545,000
Minor Works - Infrastructure Preservation: Capitol Campus	0	2,100,000
State Capitol Master Plan Update	0	200,000
Total	<u>9,354,000</u>	<u>26,655,000</u>
<b>Military Department</b>		
Communication Security-Emergency Management Division-Bldg No. 20	0	1,000,000
Energy Management Control Systems	365,000	365,000
Infrastructure Savings	1	1
Minor Works - Preservation	1,113,000	1,113,000
Minor Works to Support Federal Construction Projects	2,798,000	13,948,000
Orting School District Safety Bridge Study	250,000	250,000
Spokane Readiness Center	4,768,000	13,568,000
Total	<u>9,294,001</u>	<u>30,244,001</u>
<b>State Convention and Trade Center</b>		
WSCTC Omnibus Minor Works	0	2,045,000
<b>Total Governmental Operations</b>	<b><u>159,106,953</u></b>	<b><u>495,374,953</u></b>
<b>Human Services</b>		
<b>Criminal Justice Training Comm</b>		
School Mapping & Security	4,800,000	4,800,000
<b>Dept of Social and Health Services</b>		
Child Study & Treatment Center-Cottages: Modifications, Phase 3	1,800,000	1,800,000
DSHS: Capital Project Management	0	2,000,000
Echo Glen Children's Center-Eleven Cottages: Renovation	5,490,000	5,490,000
Echo Glen Children's Center-Site: Infrastructure Improvements	0	925,000
Infrastructure Savings	1	1
JRA Master Planning Updates	200,000	200,000
Juvenile Rehabilitation-Acute Mental Health Unit: New Facility	200,000	200,000
Maple Lane School-Steam Plant and Tunnels: Upgrade	2,650,000	2,650,000
Minor Works - Facility Preservation	4,000,000	4,000,000
Minor Works - Health, Safety and Code Requirements	1,500,000	1,500,000
Minor Works - Infrastructure Preservation	1,500,000	1,500,000
Minor Works - Program: Mental Health	750,000	750,000
Rainier School: Wastewater Treatment (Buckley)	0	250,000
Residential Habilitation Centers Consolidation	2,000,000	6,000,000

**2003-05 Capital Budget**  
**New Appropriations Project List**  
**Chapter 26, Laws of 2003, 1st sp.s., Partial Veto (SSB 5401)**

	<u>State Bonds</u>	<u>Total</u>
<b>Dept of Social and Health Services (continued)</b>		
Special Commitment Center-Regional SCTF: New 12-Bed Facility	3,000,000	3,000,000
Special Commitment Center-Secure Facility: Construction, Phase 3	11,158,212	11,158,212
Statewide - Emergency Repairs	750,000	750,000
Statewide - Hazards Abatement and Demolition	250,000	250,000
Statewide: Facilities Condition Assessment & Preservation Plan	0	100,000
Western State Hospital: Legal Offender Unit	1,000,000	1,000,000
Total	<u>36,248,213</u>	<u>43,523,213</u>
<b>Department of Health</b>		
Drinking Water Assistance Program	0	28,122,000
<b>Department of Veterans' Affairs</b>		
Emergency Repairs	0	300,000
Historic District Management Plan	0	40,000
Infrastructure Savings	1	1
Minor Works - Facility Preservation: Orting	750,000	750,000
Retsil: 240 Bed Nursing Facility	12,000,000	42,980,700
Total	<u>12,750,001</u>	<u>44,070,701</u>
<b>Department of Corrections</b>		
Emergency Repairs	0	1,600,000
Infrastructure Savings	1	1
Master Planning	500,000	500,000
MCC: 100-Bed Management & Segregation Unit	18,674,031	18,674,031
MICC: Replace Submarine Electric Power Cable	4,902,000	4,902,000
Minor Works - Facility Preservation	4,000,000	4,000,000
Minor Works - Health, Safety and Code	4,000,000	4,000,000
Minor Works - Infrastructure Preservation	4,000,000	4,000,000
WCC: Regional Infrastructure	4,650,000	4,650,000
WSP: Convert BAR Units from Medium to Close Custody	17,809,202	17,809,202
WSP: North Close Security Compound	133,940,000	133,940,000
WSP: Replace Electrical Supply System	4,242,715	4,242,715
WSP: Replace Sanitary/Domestic Water Lines	1,312,167	1,312,167
Total	<u>198,030,116</u>	<u>199,630,116</u>
<b>Total Human Services</b>	<u><b>251,828,330</b></u>	<u><b>320,146,030</b></u>
<b>Natural Resources</b>		
<b>Department of Ecology</b>		
Centennial Clean Water Program	30,452,000	46,400,000
Columbia Basin Ground Water Management	0	500,000
Local Toxics Grants to Locals for Cleanup and Prevention	0	45,000,000
Low-Level Nuclear Waste Disposal Trench Site Investigation	0	1,141,415
Padilla Bay Expansion	568,804	2,986,000
Twin Lake Aquifer Recharge Project	750,000	750,000
Water Irrigation Efficiencies	1,000,000	1,000,000
Water Pollution Control Program	0	111,129,999
Water Rights Purchase/Lease	0	3,000,000
Water Supply Facilities Program	13,650,000	13,650,000
Total	<u>46,420,804</u>	<u>225,557,414</u>

**2003-05 Capital Budget**  
**New Appropriations Project List**  
**Chapter 26, Laws of 2003, 1st sp.s., Partial Veto (SSB 5401)**

	<u>State Bonds</u>	<u>Total</u>
<b>State Parks and Recreation Comm</b>		
Beacon Rock Pierce Trust	0	50,000
Deception Pass State Park Renovation	250,000	250,000
Emergency Repairs	500,000	500,000
Facility Assessment	0	150,000
Fort Canby Improvements	750,000	750,000
Fort Worden	1,000,000	1,000,000
Historic Stewardship	1,000,000	1,000,000
Iron Horse Trail	262,500	262,500
Lewis & Clark Trail Bicentennial	3,337,000	3,337,000
Major Park Renovation-Cama Beach	0	200,000
Minor Works - Facility Preservation	1,837,500	7,737,500
Park Housing	1,000,000	1,000,000
Parkland Acquisition	0	1,000,000
Recreation Development	2,900,000	2,900,000
Statewide Boat Pumpout - Federal Clean Vessel Act	0	1,000,000
Total	<u>12,837,000</u>	<u>21,137,000</u>
<b>Interagency Comm for Outdoor Rec</b>		
Aquatic Lands Enhancement Grants	0	5,356,400
Boating Facilities Program (BFP)	0	7,506,959
Boating Infrastructure Grant Program (BIG)	0	2,000,000
Family Forest Fish Blockages Program	2,000,000	2,000,000
Firearms and Archery Range Recreation Program (FARR)	0	150,000
Hatchery Management Program	0	10,000,000
Land and Water Conservation Fund (LWCF)	0	5,735,000
National Recreation Trails Program (NRTP)	0	2,260,000
Nonhighway and Off-Road Vehicle Activities Program (NOVA)	0	6,226,310
Salmon Recovery Fund Board Programs (SRFB)	12,000,000	46,375,000
Washington Wildlife and Recreation Program (WWRP)	45,000,000	45,000,000
Total	<u>59,000,000</u>	<u>132,609,669</u>
<b>State Conservation Commission</b>		
Conservation Reserve Enhancement Program	2,000,000	2,000,000
Dairy Nutrient Management Grants Program	0	1,600,000
Puget Sound District Grants	0	840,000
Skykomish Flood Mitigation Project	181,000	181,000
Water Quality Grants Program	3,500,000	3,500,000
Total	<u>5,681,000</u>	<u>8,121,000</u>
<b>Dept of Fish and Wildlife</b>		
Deschutes Hatchery	350,000	350,000
Facility, Infrastructure, Lands, and Access Condition Improvement	3,875,000	4,475,000
Fish & Wildlife Opportunity Improvements	0	2,050,000
Fish and Wildlife Population and Habitat Protection	2,400,000	10,430,000
Fish Screens	1,000,000	1,000,000
Hatchery Reform, Retrofits, and Condition Improvement	7,700,000	13,900,000
Internal and External Partnership Improvements	0	6,500,000
Region 1 Office - Spokane	3,900,000	3,900,000
WDFW Energy Savings	500,000	500,000
Wind Power Mitigation	500,000	500,000

**2003-05 Capital Budget**  
**New Appropriations Project List**  
**Chapter 26, Laws of 2003, 1st sp.s., Partial Veto (SSB 5401)**

	<b>State Bonds</b>	<b>Total</b>
<b>Dept of Fish and Wildlife (continued)</b>		
Youth Sportfishing Program	0	250,000
Total	20,225,000	43,855,000
<b>Department of Natural Resources</b>		
Agricultural Asset Preservation	0	100,000
Commercial Development/Local Improvement Districts	0	100,000
Communication Site Repairs	0	200,000
Community and Technical College Trust Land Acquisition	0	96,000
Digitize Geology Library Collections	900,000	900,000 v
Forest Legacy	0	6,000,000
Hazardous Waste Removal	0	50,000
Land Bank	0	5,000,000
Marine Station Public Access	0	100,000
Minor Works - Facility Preservation	150,000	813,800
Minor Works - Health, Safety, & Code	0	394,400
Mobile Radio System Upgrade	1,659,800	2,273,700
Natural Area Facilities Preservation	185,000	185,000
Natural Resource Real Property Replacement	0	20,000,000
Real Estate Repair, Maintenance, and Tenant Improvements	0	1,200,000
Recreation Facilities Preservation	225,000	225,000
Right-of-Way Acquisition	0	500,000
Riparian Open Space Program	1,000,000	2,500,000
Small Timber Landowner Program	2,000,000	2,000,000
Statewide Estuarine Restoration Projects	0	200,000
Trust Land Transfer Program	55,000,000	66,000,000
Wetland Grants	0	500,000
Total	61,119,800	109,337,900
<b>Department of Agriculture</b>		
Fair Improvements	200,000	200,000
<b>Total Natural Resources</b>	<b>205,483,604</b>	<b>540,817,983</b>
 <b>Transportation</b>		
<b>Washington State Patrol</b>		
Minor Works - Facility Preservation: Fire Training Academy	250,000	250,000
Seattle Toxicology Lab	800,000	800,000
Spokane Crime Laboratory Construction	11,365,000	11,365,000
Vancouver Crime Lab - Design / Construction	10,000,000	10,000,000
Total	22,415,000	22,415,000
<b>Department of Transportation</b>		
Port of Everett Satellite Barge Facility	0	15,500,000
<b>Total Transportation</b>	<b>22,415,000</b>	<b>37,915,000</b>

**2003-05 Capital Budget**  
**New Appropriations Project List**  
**Chapter 26, Laws of 2003, 1st sp.s., Partial Veto (SSB 5401)**

	<u>State Bonds</u>	<u>Total</u>
<b>Higher Education</b>		
<b>University of Washington</b>		
Facility Preservation Backlog Reduction	28,600,000	28,600,000
Infrastructure Savings	1	1
Minor Works - Program	6,500,000	10,500,000
Preventive Facility Maintenance & Building System Repairs	0	20,108,000
UW Campus Communications Infrastructure	5,000,000	5,000,000
UW Emergency Power Expansion - Phase II	3,500,000	5,948,000
UW Johnson Hall Renovation	37,503,000	53,055,000
Total	81,103,001	123,211,001
<b>Washington State University</b>		
Facility Preservation Backlog Reduction	37,235,000	42,000,000
Infrastructure Savings	1	1
Omnibus Equipment and Program Improvements	0	4,380,000
Preventive Facility Maintenance & Building System Repairs	0	7,876,000
WSU ICN Spokane - Nursing Building at Riverpoint: New Facility	3,000,000	3,000,000
WSU Prosser - Multipurpose Building: New Facility	1,500,000	1,500,000
WSU Pullman - Biotechnology/Life Sciences 1	0	4,500,000
WSU Pullman - Campus Infrastructure	3,000,000	3,000,000
WSU Pullman - Education Addition Cleveland Hall	11,160,000	11,160,000
WSU Pullman - Johnson Hall Addition - Plant Bioscience Bldg	19,542,000	35,200,000
WSU TriCities - Bioproducts & Sciences Building	900,000	900,000
WSU Vancouver - Campus Utilities/Infrastructure: Infrastructure	4,300,000	4,300,000
Total	80,637,001	117,816,001
<b>Eastern Washington University</b>		
EWU Campus Network Upgrade	0	3,875,000
EWU Classroom Renewal	0	691,325
EWU Computing and Engineering Sciences Building (Cheney Hall)	19,000,482	19,000,482
EWU Infrastructure Preservation	1,550,000	1,550,000
EWU Minor Works - Program	0	650,000
EWU Senior Hall Renovation	6,000,000	6,000,000
EWU University Visitor Center and Formal Entry	0	975,000
Facility Preservation Backlog Reduction	4,250,000	4,250,000
Infrastructure Savings	1	1
Minor Works - Health, Safety, and Code	391,325	500,000
Preventive Facility Maintenance & Building System Repairs	0	1,726,000
Total	31,191,808	39,217,808
<b>Central Washington University</b>		
Combined Utility Upgrade	5,000,000	5,400,000
CWU/Des Moines Higher Education Center	1,438,000	8,000,000
CWU/Moses Lake Higher Education Center	0	600,000
Facility Preservation Backlog Reduction	4,250,000	4,250,000
Infrastructure Savings	1	1
Minor Works: Program	0	2,000,000
Music Education Facility	12,600,000	12,600,000
Preventive Facility Maintenance & Building System Repairs	0	1,886,000
Total	23,288,001	34,736,001



**2003-05 Capital Budget**  
**New Appropriations Project List**  
**Chapter 26, Laws of 2003, 1st sp.s., Partial Veto (SSB 5401)**

	<u>State Bonds</u>	<u>Total</u>
<b>The Evergreen State College</b>		
Daniel J Evans Building - Modernization	21,500,000	21,500,000
Facility Preservation Backlog Reduction	4,250,000	4,250,000
Infrastructure Preservation	1,550,000	1,550,000
Infrastructure Savings	1	1
Lab II 3rd Floor - Chemistry Labs Remodel	0	3,000,000
Minor Works - Health, Safety, and Code	500,000	2,500,000
Minor Works Program	0	850,000
Preventive Facility Maintenance & Building System Repairs	0	734,000
Seminar Building Phase II - Construction	0	2,500,000
Total	27,800,001	36,884,001
<b>Western Washington University</b>		
Academic Instructional Center	5,618,000	5,618,000
Campus Infrastructure Development	2,160,000	2,160,000
Campus Roadway Development	249,000	329,000
Communications Facility	0	3,920,000
Facility Preservation Backlog Reduction	4,250,000	4,250,000
Infrastructure Savings	1	1
Miller Hall Renovation	250,000	250,000
Minor Works - Health, Safety, and Code	1,000,000	1,000,000
Minor Works - Infrastructure Preservation	1,550,000	1,550,000
Minor Works - Program	500,000	550,000
Planetarium Improvement	125,000	125,000
Preventive Facility Maintenance & Building System Repairs	0	2,814,000
Shannon Point Marine - Undergraduate Center	998,329	4,998,329
Total	16,700,330	27,564,330
<b>Community/Technical College System</b>		
Bates Technical College: LRC/Vocational	1,796,206	1,796,206
Bates-Clover Park Equipment Improvements	0	3,000,000
Bellevue Community College: "D" Building Renovation	11,418,700	13,418,700
Bellevue Community College: NWCET Expansion	0	500,000
Bellevue Community College: Science and Technology	0	90,000
Bellingham Technical College: Welding/Auto Collision Replacement	2,481,000	2,481,000
Cascadia Community College: Center for Arts, Tech, Comm	0	159,900
Centralia Community College Science Building	150,000	150,000
Clark College: Clark Center at WSU Vancouver	18,009,800	18,009,800
Clark College: East County Satellite	300,000	300,000
Clark College: Renovation - Applied Arts 5	3,872,413	3,872,413
Clark College: Stout Hall	4,049,889	4,049,889
Clover Park Technical College: Building 25 Machine Trades	4,583,308	4,583,308
Columbia Basin College: Renovation - "T" Building	6,058,500	6,058,500
Edmonds Community College: Instructional Lab Building	2,939,060	2,939,060
Edmonds Community College: Renovation - Mountlake Terrace Hall	8,827,030	8,827,030
Everett Community College: Pilchuck/Glacier	1,311,700	1,311,700
Everett Community College: Renovation - Monte Cristo Hall	7,352,000	7,352,000
Everett Community College: Undergraduate Education Center	0	126,000
Facility Preservation Backlog Reduction	64,300,000	64,300,000
Grays Harbor College: Replacement-Instructional Building	1,263,300	1,263,300
Green River Community College: Computer Technology Center	10,984,800	10,984,800

**2003-05 Capital Budget**  
**New Appropriations Project List**  
**Chapter 26, Laws of 2003, 1st sp.s., Partial Veto (SSB 5401)**

	<u>State Bonds</u>	<u>Total</u>
<b>Community/Technical College System (continued)</b>		
Green River Community College: Science Building	0	2,396,409
Highline Community College: Higher Ed Center/Childcare	14,654,000	18,552,000
Infrastructure Savings	1	1
Lake Washington Technical College - Redmond Land Acquisition	0	500,000
Lake Washington Technical College: Renovation - East/West Bldgs	4,420,800	4,420,800
Lower Columbia College: Instructional/Fine Arts Bldg Replacement	1,827,799	1,827,799
Minor Works - Program (Minor Improvements)	0	14,979,217
North Seattle Community College: Arts and Science Renovation	6,785,700	6,785,700
Olympic College: Science and Technology Building Replacement	10,998,000	13,998,000
Peninsula College: Community Resource Center	0	500,000
Peninsula College: Replacement Science and Technology Building	0	82,800
Pierce College Fort Steilacoom - Childcare Center	0	500,000
Pierce College Ft Steilacoom: Science and Technology	0	190,000
Pierce College Puyallup: Community Arts/Allied Health	0	150,000
Pierce College Puyallup: Phase III Expansion	23,374,774	23,374,774
Preventive Facility Maintenance & Building System Repairs	0	17,754,000
Renton Technical College: Portable Replacement	419,300	419,300
Roof Repairs "A"	7,265,677	7,265,677
Seattle Central: Replacement North Plaza Building	4,976,200	4,976,200
Site Repairs "A"	5,305,624	5,305,624
Skagit Valley College: Science Building Replacement	300,000	300,000
South Puget Sound Community College: Humanities/Gen Ed Complex	17,350,248	17,350,248
South Puget Sound Community College: Science Complex	0	93,200
South Seattle Community College: Instructional Technology Center	17,236,600	17,236,600
South Seattle Community College: Renovation-Pastry Vocational Pgm	0	2,613,100
Spokane Community College: Science Building Replacement	15,721,600	15,721,600
Tacoma Community College: Information Technology Voc Center	14,531,900	14,531,900
Tacoma Community College: Renovation - Building 7	4,988,000	4,988,000
Tacoma Community College: Replacement - Portable Buildings	2,622,000	2,622,000
Tacoma Community College: Science Building	2,379,000	2,379,000
Walla Walla Community College: Basic Skills/Computer Lab	573,000	573,000
Walla Walla Community College: Health Science Facility	0	7,261,400
Whatcom Community College: Classroom/Lab Building	10,932,400	10,932,400
Yakima Valley Community College: Renovation - Sundquist Annex	3,852,700	3,852,700
Total	320,213,029	380,007,055
<b>Total Higher Education</b>	<b><u>580,933,171</u></b>	<b><u>759,436,197</u></b>
<b>Public Schools</b>		
<b>State Board of Education</b>		
Port Angeles School District North Olympic Skill Center	2,000,000	2,000,000
Resource Efficiency Pilot Project	1,500,000	1,500,000
School Construction Assistance Grants	118,050,000	399,768,513
Total	121,550,000	403,268,513

**2003-05 Capital Budget**  
**New Appropriations Project List**  
**Chapter 26, Laws of 2003, 1st sp.s., Partial Veto (SSB 5401)**

	<b>State Bonds</b>	<b>Total</b>
<b>Public Schools</b>		
State School Construction Assistance Program Staff	0	2,038,390
<b>Total Public Schools</b>	<b>121,550,000</b>	<b>405,306,903</b>
<b>Other Education</b>		
<b>State School for the Blind</b>		
Boiler House Renovation/Electrical Vault Replacement	668,000	668,000
Campus Preservation	770,000	770,000
Kennedy, Dry and Irwin Buildings Preservation	2,279,000	2,279,000
Total	3,717,000	3,717,000
<b>Washington State Historical Society</b>		
Lewis & Clark Trail Interpretive Infrastructure Grant Program	1,000,000	1,000,000
Stadium Way Research Center-Code Violation Correction	461,200	461,200
State History Museum Preservation	60,000	60,000
Washington Heritage Project	4,000,000	4,000,000
Total	5,521,200	5,521,200
<b>Total Other Education</b>	<b>9,238,200</b>	<b>9,238,200</b>
<b>Projects Total</b>	<b>1,350,555,258</b>	<b>2,568,235,266</b>
<b>GOVERNOR VETO</b>		
<b>Governmental Operations</b>		
<b>Office of the State Auditor</b>		
Moving and Equipment Costs	0	-100,000
<b>Dept of General Administration</b>		
Heritage Park	0	-500,000
<b>Total Governmental Operations</b>	<b>0</b>	<b>-600,000</b>
<b>Natural Resources</b>		
<b>Department of Ecology</b>		
Local Toxics Grants to Locals for Cleanup and Prevention	0	-1,800,000
<b>Dept of Fish and Wildlife</b>		
Wind Power Mitigation	-500,000	-500,000
<b>Department of Natural Resources</b>		
Digitize Geology Library Collections	-900,000	-900,000
<b>Total Natural Resources</b>	<b>-1,400,000</b>	<b>-3,200,000</b>
<b>Governor Veto Total</b>	<b>-1,400,000</b>	<b>-3,800,000</b>

**2003-05 Capital Budget**  
**New Appropriations Project List**  
**Chapter 26, Laws of 2003, 1st sp.s., Partial Veto (SSB 5401)**

	<b>State Bonds</b>	<b>Total</b>
<hr/>		
<b>TOTALS</b>		
Projects Total	1,350,555,258	2,568,235,266
Governor Veto Total	-1,400,000	-3,800,000
<b>Statewide Total</b>	<b>1,349,155,258</b>	<b>2,564,435,266</b>
<hr/>		
<b>BOND CAPACITY ADJUSTMENTS</b>		
<i>The decisions to not reappropriate the following amounts result in a statewide bond total for debt limit management purposes of \$1,341,144,255.</i>		
<b>Dept of Social and Health Services</b>		
Green Hill School-Intensive Management Unit: Renovation	-3,200,000	
Maple Lane School-Multi-Services Building: Renovation	-227,695	
<b>Community/Technical College System</b>		
Clover Park Technical College: Building 18 Machine Trades	-4,583,308	
<b>Bond Capacity Adjustments Total</b>	<b>-8,011,003</b>	
<hr/>		
<b>BOND CAPACITY</b>		
Statewide Bonds Total	1,349,155,258	
Bond Capacity Adjustments	-8,011,003	
<b>Total for Bond Capacity Purposes</b>	<b>1,341,144,255</b>	
<hr/>		

**2003-05 Washington State Capital Budget**  
**Alternative Financing Projects**  
**New Authorizations**

---

**Human Services**

**Department of Veterans' Affairs**

Spokane Veterans Home Kitchen 1,441,500

**Department of Corrections**

McNeil Island Corrections Center: Transfer Station 400,000

Statewide: CI Transportation Services Warehouse 4,588,000

Total 4,988,000

**Total Human Services**

**6,429,500**

**Higher Education**

**Community/Technical College System**

Bellevue Community College: North Campus 20,000,000

Big Bend Community College: Advance Technology 6,500,000

Clark College: Penguin Student Center 9,839,464

Green River: Kent Campus 7,000,000

Seattle Central: Math and Science Building 3,000,000

South Puget Sound Community College: Parking 660,000

Spokane Community College: Land Acquisition 725,000

Walla Walla Community College: Acquisition 2,175,100

Walla Walla Community College: Clarkston 504,400

Total 50,403,964

**Total Higher Education**

**50,403,964**

**Statewide Total**

**56,833,464**

**Washington Wildlife and Recreation Program**  
**LEAP Capital Document No. 2003-45**  
**2003-05 Biennium**  
**Developed June 4, 2003**

IAC #	Project Name	Project Sponsor	Request	Funding Level
<b>WWRP, Local Parks Ranked List of Projects</b>				
02-1372	Sprinker Skate Park	Pierce County Parks & Rec	275,000	275,000
02-1149	Highlands Grange Park Improvements	Kennewick Parks & Rec Dept	300,000	300,000
02-1367	Springbrook Park Expansion	Lakewood, City of	117,000	117,000
02-1035	Brewster Soccer Fields	Brewster, City of	56,250	56,250
02-1227	Marcus Central Park	Marcus, City of	18,000	18,000
02-1307	Prosser Skate Park - Phase 1	Prosser, City of	60,000	60,000
02-1301	Monroe Street Skate Park	Port Townsend, City of	200,000	200,000
02-1196	Haagen Park	Vancouver Parks & Rec Dept	300,000	300,000
02-1268	Rainier Vista Community Park Development	Lacey, City of	300,000	300,000
02-1117	Tutmark Hill Community Park	Lynnwood Parks, Rec & Clt Arts	295,075	295,075
02-1211	Montesano Community Park Development	Montesano Parks & Rec Dept	300,000	300,000
02-1270	Wonderwood Community Park	Lacey, City of	275,000	275,000
02-1183	Maple Crest Park	Vancouver Parks & Rec Dept	241,141	241,141
02-1296	Buckley/White River Multi-Use Skate Park	Buckley, City of	235,225	235,225
02-1311	Custer Field Renovation	Skagit County Parks & Rec	150,000	150,000
02-1329	Twisp Park Playground & Basketball Court	Twisp, Town of	35,000	35,000
02-1213	Salmon Creek Park Development	Clark County Parks Dept	277,866	277,866
02-1047	Winthrop Community Park and Ice Rink	Winthrop, Town of	375,000	375,000
02-1175	Morrill Meadows/E. Hill Park Connection	Kent Parks Rec & Comm Serv	275,660	275,660
02-1151	Zintel Canyon Greenway (7th - Anderson)	Kennewick Parks & Rec Dept	100,000	100,000
02-1236	Benton City Skate Park	Benton City, City of	97,728	97,728
02-1339	Squalicum Fields Acquisition	Bellingham Parks & Rec Dept	500,000	500,000
02-1304	Cedar Grove Park Development Ph. 1	Bothell Parks & Recreation	300,000	300,000
02-1271	Jenkins Creek Park Acquisition	Covington, City of	500,000	500,000
02-1230	Kent East Hill "X" Park	Kent Parks Rec & Comm Serv	465,000	465,000
02-1326	Wilson Creek Skate Park	Wilson Creek, Town of	35,844	35,844
02-1167	Lynch Park	Vancouver Parks & Rec Dept	419,476	383,961
02-1019	LaConner/Swinomish Skate Park	La Conner, Town of	98,000	Alternate
02-1062	Maritime Park	Bremerton Parks & Rec Dept	300,000	Alternate
02-1171	Showalter Playfield Lights	Tukwila Parks & Rec Dept	100,000	Alternate
02-1328	Olson Farm Development	Auburn Parks & Rec Dept	241,203	Alternate
02-1191	Hockinson Park	Vancouver Parks & Rec Dept	497,094	Alternate
02-1048	Northgate Park Acquisition	Seattle Parks & Rec Dept	500,000	Alternate
02-1058	Saratoga Woods Preserve Development	Island County Parks & Rec	69,160	Alternate
02-1320	Castle Rock Skate/BMX Park	Castle Rock, City of	159,247	Alternate
02-1065	North County Regional Soccer Park	Fife Parks & Recreation	500,000	Alternate
02-1140	Thea Foss Waterway - 21st Street Park	Tacoma Public Works	300,000	Alternate
02-1066	Coulter Creek Heritage Park	Kitsap County Parks and Rec	500,000	Alternate
02-1052	University PG Park Landmark Fencing	Seattle Parks & Rec Dept	150,000	Alternate
02-1353	Illahee Park Acquisition & Development	Kitsap County Parks and Rec	500,000	Alternate
02-1285	Higgins Property Acquisition	Mount Vernon, City of	267,840	Alternate
02-1153	Cowlitz River Park	Longview-Kelso Parks and Rec	92,143	Alternate
02-1294	Little Mountain Park Expansion	Mount Vernon, City of	257,000	Alternate
02-1255	Triangle Park Phase II	Milton, City of	42,995	Alternate
			<b>11,078,947</b>	<b>6,468,750</b>

**Washington Wildlife and Recreation Program**  
**LEAP Capital Document No. 2003-45**  
**2003-05 Biennium**  
**Developed June 4, 2003**

IAC #	Project Name	Project Sponsor	Request	Funding Level
<b>WWRP, State Parks Ranked List of Projects</b>				
02-1273	Grayland Beach - Campground Development	State Parks	1,406,250	1,406,250
02-1138	Statewide Adjacent & Inholdings	State Parks	500,000	500,000
02-1027	Green River Gorge - 2003-05 Acquisitions	State Parks	1,246,800	1,246,800
02-1121	Deception Pass - Sunrise Resort Property	State Parks	2,225,650	2,225,650
02-1197	Nisqually-Mashel - 2003-05 Acquisition	State Parks	1,000,000	1,000,000
02-1139	Fort Canby - Seaview Dunes	State Parks	1,000,000	652,550
02-1177	Miller Peninsula - Pacific Aerospace	State Parks	1,718,580	Alternate
02-1269	Haley Development Phase 2	State Parks	3,209,600	Alternate
02-1073	Fish Trap Lake Resort	State Parks	1,696,355	Alternate
02-1239	Fort Canby - Realvest Upland	State Parks	750,000	Alternate
02-1122	Deception Pass - Maryott Property	State Parks	1,077,130	Alternate
02-1123	Deception Pass - Stavig Property	State Parks	316,580	Alternate
			<b>16,146,945</b>	<b>7,031,250</b>

<b>WWRP, Trails Ranked List of Projects</b>				
02-1076	Shoreline Interurban Trail Crossing	Shoreline Parks & Rec Dept	1,581,773	1,581,773
02-1034	Buckley to South Prairie Foothills Trail	Pierce County Parks & Rec	750,000	750,000
02-1212	Enumclaw Trail Development - Phase 1	Enumclaw Parks & Rec Dept	127,500	127,500
02-1332	South Bay Trail - Missing Link	Bellingham Parks & Rec Dept	800,000	800,000
02-1085	Bear Creek Park Trail Development	Redmond Parks & Rec Dept	180,000	180,000
02-1263	Interurban Trail Trailhead	Milton, City of	31,495	31,495
02-1219	Iron Horse - Cle Elum to Ellensburg	State Parks	697,490	697,490
02-1298	Lacey Burlington Northern Trail Land Acq	Lacey, City of	410,279	410,279
02-1371	Downtown Pullman Riverwalk	Pullman, City of	340,000	202,713
02-1366	ODT Railroad Bridge Trailhead Parking	Jamestown S'Klallam Tribe	98,800	Alternate
02-1292	Larry Scott Trail Dev. Segments 3 & 4	Jefferson Co Public Works	382,424	Alternate
02-1176	Edmonds Interurban Trail	Edmonds Parks & Rec Dept	256,587	Alternate
02-1068	Coulter Creek Heritage Park Trail	Kitsap County Parks and Rec	700,000	Alternate
02-1077	North Richland Trail Connections	Benton Port of	200,000	Alternate
02-1288	Larry Scott Trail Segment 4 Acquisition	Jefferson Co Public Works	81,380	Alternate
02-1137	I-90: High Point to Preston Trail	Transportation, Dept of	1,790,898	Alternate
02-1327	Heritage Trail	Warden, City of	147,800	Alternate
			<b>8,576,426</b>	<b>4,781,250</b>

<b>WWRP, Water Access Ranked List of Projects</b>				
02-1208	Palmer Property Acquisition	Puyallup, City of	88,600	88,600
02-1312	NWMC Shoreline Access Improvements	Port Townsend, City of	154,495	154,495
02-1216	Cottonwood Beach	Clark County Parks Dept	854,800	854,800
02-1370	Anderson Point	Kitsap County Parks and Rec	516,023	516,023
02-1049	Sand Point North Shore Development	Seattle Parks & Rec Dept	500,000	115,705
02-1074	Spokane River Land Acquisition	Spokane County Parks & Rec	1,073,188	1,073,188
02-1349	Wicks Lake Expansion	Kitsap County Parks and Rec	441,000	9,689
02-1309	Port Hadlock Waterfront Access & Pier	Jefferson Co Public Works	68,450	Alternate
			<b>3,696,556</b>	<b>2,812,500</b>

**Washington Wildlife and Recreation Program**  
**LEAP Capital Document No. 2003-45**  
**2003-05 Biennium**  
**Developed June 4, 2003**

IAC #	Project Name	Project Sponsor	Request	Funding Level
<b>WWRP, Critical Habitat Ranked List of Projects</b>				
02-1109	Western Pond Turtle Phase 3	Fish & Wildlife, Dept of	258,405	258,405
02-1111	Rattlesnake Mountain	Fish & Wildlife, Dept of	3,828,337	3,828,337
02-1101	Dungeness River Match	Fish & Wildlife, Dept of	1,227,862	1,227,862
02-1160	Tieton River Canyon	Fish & Wildlife, Dept of	2,548,980	2,548,980
02-1199	S. Puget Sound Prairies & Oak Woodland	Fish & Wildlife/Natural Resources	5,676,432	2,711,416
02-1110	Methow Watershed Phase 3	Fish & Wildlife, Dept of	2,892,214	Alternate
02-1190	Asotin Creek Watershed	Fish & Wildlife, Dept of	3,813,652	Alternate
02-1178	Hood Canal Plateau	Fish & Wildlife, Dept of	1,372,900	Alternate
02-1107	Sharp-Tailed Grouse Phase 4	Fish & Wildlife, Dept of	3,627,855	Alternate
02-1158	Upper Yakima River Acquisitions	Fish & Wildlife, Dept of	2,215,815	Alternate
02-1096	Grays Harbor Estuary	Fish & Wildlife, Dept of	2,428,836	Alternate
02-1104	Lower Skagit River Ecosystem	Fish & Wildlife, Dept of	3,074,662	Alternate
02-1173	Lyre River Corridor	Fish & Wildlife, Dept of	2,896,320	Alternate
02-1108	Tarpiscan Creek	Fish & Wildlife, Dept of	429,712	Alternate
02-1143	Cowiche Watershed	Fish & Wildlife, Dept of	2,110,710	Alternate
			<b>38,402,692</b>	<b>10,575,000</b>
<b>WWRP - Natural Areas Ranked List of Projects</b>				
02-1045	Washougal Oaks NAP/NRCA	Natural Resources, Dept of	2,432,193	2,432,193
02-1070	Elk River NRCA	Natural Resources, Dept of	2,616,000	2,616,000
02-1089	Cypress Island Natural Area	Natural Resources, Dept of	1,628,786	1,628,786
02-1115	Ink Blot and Shumocher Creek NAPs	Natural Resources, Dept of	2,717,452	523,021
02-1090	Bone River and Niawiakum River NAPs	Natural Resources, Dept of	1,002,198	Alternate
02-1194	Lummi Island	Fish & Wildlife, Dept of	2,331,756	Alternate
02-1184	Stavis NRCA / Kitsap Forest NAP	Natural Resources, Dept of	3,545,986	Alternate
			<b>16,274,371</b>	<b>7,200,000</b>
<b>WWRP - Urban Wildlife Ranked List of Projects</b>				
02-1180	Mount Si NRCA	Natural Resources, Dept of	3,195,700	3,195,700
02-1100	Saltse Flats Phase 2	Fish & Wildlife, Dept of	2,762,486	1,529,300
02-1133	Tahuya River & Mission Creek	Fish & Wildlife, Dept of	1,046,850	Alternate
02-1098	Woodard Bay NRCA	Natural Resources, Dept of	1,202,391	Alternate
02-1187	West Tiger Mountain NRCA	Natural Resources, Dept of	1,144,000	Alternate
02-1102	Lower Nooksack Inholdings	Fish & Wildlife, Dept of	622,125	Alternate
02-1313	Issaquah Creek - Log Cabin Reach Acq	King Co Water & Land Res	445,925	Alternate
02-1352	Lost Continent of Illahee Watershed	Kitsap County Parks and Rec	861,050	Alternate
02-1221	Beaver Lake Natural Area Preserve Ph 2	Sammamish, City of	1,513,862	Alternate
02-1026	North Bend Wildlife Corridor	North Bend, City of	1,200,000	Alternate
02-1188	Bear Creek Wetlands	Fish & Wildlife, Dept of	3,292,537	Alternate
02-1284	Juanita Woodlands Acquisition	Kirkland Community Services	995,550	Alternate
02-1168	Woodway Reserve	Woodway, Town of	602,515	Alternate
			<b>18,884,991</b>	<b>4,725,000</b>



**Trust Land Transfer Program**  
**LEAP Capital Document No. 2003-17**  
**2003-05 Biennium**  
**Developed June 4, 2003**

<b>Parcel Name</b>	<b>Receiving Agency</b>
Skagit Parcels	Department of Fish and Wildlife
Sultan Basin #1	Department of Natural Resources - NRCA
Jackman Creek	Department of Fish and Wildlife
West Tiger (Phase 4)	Department of Natural Resources - NRCA
Lake Cushman	Tacoma Public Utility
Nichols Hill	State Parks
Stavis	Department of Natural Resources - NRCA
Iron Horse-Cedar Butte	State Parks
White Salmon Oak	Department of Natural Resources - NRCA
Shark Reef	San Juan County
Bone River	Department of Natural Resources - NAP
Vashon & Maury Islands	King County
Point Lawrence	State Parks
Obstruction Pass	State Parks
Selah Cliffs	Department of Natural Resources - NAP
Dalles Mountain	State Parks
Dry Coulee	State Parks

**Aquatic Lands Enhancement Account Grant Program**  
**LEAP Capital Document No. 2003-32**  
**2003-05 Biennium**  
**Developed June 4, 2003**

Project Title	Project Sponsor	Grant	Cumulative
Gorst Estuary Wildlife Preserve	Kitsap County	671,393	671,393
Jimmycomelately Nearshore Restoration	Jamestown S'Klallam Tribe	790,000	1,461,393
Branson Beach Acquisition	City of Burien Parks & Rec	269,000	1,730,393
Salmon Bay Natural Area	City of Seattle Public Utilities	250,000	1,980,393
Telegraph Slough Complex Property Acq	Skagit Cnty Public Works Dept.	1,000,000	2,980,393
Salmon Creek Acquisition	Colville Tribe/Okanogan	75,000	3,055,393
Shadow Lake Aquatic & Forested Land Acq	King Conservation District	325,000	3,380,393
Jimmycomelately Nearshore Restoration Trail & Acq	Clallam County	276,000	3,656,393
Cottonwood Beach Regional Park	Clark County Parks Dept.	700,000	4,356,393
Whitmarsh/Gages Slough Acq & Restoration	Skagit County Dike District #12	1,000,000	5,356,393
Qwuloolt	The Tulalip Tribes	713,500	Alternate
Kobayashi Preserve Acquisition	City of University Place	187,150	Alternate
Willapa Nat'l Wildlife Refuge - Rest. & Public Access	Pacific County	75,000	Alternate
NW Maritime Center Dock Restoration	City of Port Townsend	500,000	Alternate
Tolt River Focus Area 5 Acquisition	King Co. Water & Land Division	475,000	Alternate
Taylor Creek Restoration	King Co. Water & Land Division	700,000	Alternate
Water, Education, and Transition	Ferry Conservation District	77,435	Alternate

## Heritage Capital Projects 2003-05 Biennium

<b>Project Sponsor</b>	<b>Funding</b>
American Museum of Radio	151,799
Bigelow House Preservation Association	33,900
City of Port Angeles	112,200
City of Roslyn	181,816
City of Sprague	98,000
Duwamish Tribal Service, Inc.	350,000
Enumclaw Plateau Historical Society	54,054
Ft. Nisqually Living History Museum	350,000
Gallery One	115,500
Georgetown Community Council	50,000
Gig Harbor-Peninsula Historical Society	140,000
Historic Seattle PDA	350,000
Ilwaco Heritage Foundation	179,400
Jefferson County Public Works	350,000
Lopez Island Historical Society	60,000
Museum of Flight	350,000
Museum of History and Industry	350,000
Northwest Maritime Center	350,000
Olympia Waldorf School	45,000
Spokane Parks and Recreation	136,000
Spokane Symphony	56,925
Suquamish Museum and Tribal Cultural Center	7,000
Vashon Parks	12,906
World Kite Museum and Hall of Fame	115,500
	4,000,000
<b>Alternates</b>	
Vashon Parks	24,818
Clymer Museum	113,598
San Juan Historical Museum	8,800
Jefferson County Historical Society	115,500
City of Lynnwood	37,835
City of Mt. Vernon	66,664
White River Valley Museum	115,500
Town of La Conner	2,376

**Community Service Facilities Program  
2003-05 Biennium**

<b>Project Sponsor</b>	<b>Funding</b>
Assistance League	400,000
Benton Affordable Housing	25,000
Boys & Girls Club of Pierce County	187,500
Boys & Girls Club of Thurston County	102,175
Catholic Community Services	400,000
Children's Therapy Center	250,000
Eritrean Association	346,000
First AME Child/Family Center	194,000
Girl Scouts/Pacific Peaks	400,000
Hopelink	201,521
Horizons	175,000
Kent Youth/Family Services	400,000
Low-Income Housing Institute	131,084
Lopez Children's Center	220,000
Neighborhood House	60,000
Opportunity Council	400,000
S' Klallam Development Fund	69,000
SE WA Center for the Deaf	27,000
Senior Services/Seattle King Cnty	400,000
St. Anne's Childcare Center	400,000
St. James Family Services	18,000
Valley Boys & Girls Club	400,000
Yelm Community Center	400,000
YMCA/Snohomish Cty	275,000
Youthcare Orion Center	50,000
	5,931,280

**Building for the Arts**  
**2003-05 Biennium**

<b>Project Name</b>	<b>Amount</b>
Artspace (Tashiro Kaplan)	300,000
Broadway Center	400,000
Children's Museum	200,000
Columbia City Gallery	110,000
Cornish College	700,000
Friends of Gladish	37,000
Historic Cooper School	32,000
Lincoln Theatre	110,000
Olympic Theatre Arts	265,000
Orcas Sculpture Park	15,000
Pacific Northwest Ballet	268,000
Pratt Fine Arts Center	700,000
Richland Players Theatre	51,000
Seattle Art Museum	700,000
S'Klallam Longhouse	200,000
Squaxin Island Museum	100,000
Vashon Allied Arts	80,000
Velocity Dance Center	35,000
Western Washington Center for the Arts	165,000
World Kite Museum	32,000
	4,500,000

## Local Community Projects 2003-05 Biennium

Project	Amount
Art Crate Field	500,000
Asia Pacific Cultural Center	100,000
Asotin Aquatic Center	500,000
Auburn YMCA	250,000
Burke Museum	500,000
Capital Arts Theater and Sculpture Garden	250,000
Capitol Theater	500,000
Chinese Reconciliation Project	300,000
Clark Lake Park	400,000
Colman School	300,000
Crossroads Community Center	500,000
Eastside Heritage Center	200,000
Eatonville City Projects	150,000
Edgewood Sewer	100,000
Edmonds Center for the Arts	500,000
Farmers Market and Maritime Park	500,000
Firstenburg Technology Center	500,000
Former Capitol Historical Marker	2,000
Friends of the Falls/Great Gorge Park	250,000
Frontier Park	165,000
GAR Cemetery	5,000
Graham Fire Dist Emergency Services Center	150,000
Grandmother's Hill	300,000
Highline Historical Society	300,000
Historical Cabins Project	106,000
HUGS Foundation	21,500
Museum of Flight - WWI and WWII	500,000
Naval Museum	500,000
New Phoebe House	25,000
Northwest Orthopaedic Institute	200,000
Paramount Theater	250,000
Rainier Historical Museum/Community Center	20,000
Ritzville Public Development Authority	50,000
Seahurst Environmental Learning Center	100,000
South Hill Community Park	250,000
South Wenatchee Family Services Center	400,000
Stonerose Interpretive Center	8,000
Sweetwater Creek Restoration	500,000
Tacoma Seawall	250,000
Thyme Patch Park	5,000
ToscoSports Complex	500,000
Utsalady Beach Acquisition	135,000
Veterans Memorial Museum	255,000
West Hylebos State Park	250,000
White Center Apprenticeship	250,000
Woodway Wildlife Reserve	300,000
Youth Development Center	100,000

## 2003-05 Capital Budget Project Descriptions

### Joint Legislative Audit & Review Committee

#### *Capital Budget Studies (2004-1-950)*

*C 26, L 03, E1, PV, Sec 101*

Description: Funds are provided for the Joint Legislative Audit and Review Committee (JLARC) in collaboration with the Legislative Evaluation & Accountability Program (LEAP) for capital studies, tasks, and projects.

	Reappropriation	Appropriation
State Building Construction Account - State	164,000	500,000

Comments: In executing its higher education comparable framework assignment, JLARC shall seek technical advice and input from stakeholder groups including, but not limited to, the Office of Financial Management, the Higher Education Coordinating Board, the State Board for Community and Technical Colleges, and the Council of Presidents. State universities and colleges must respond to information requests from JLARC in a timely manner enabling the agency to complete this assignment throughout the course of the 2003-05 biennium. The reappropriation is from project 2001-H-019 (Section 149 of Chapter 8, Laws of 2001, 2nd sp.s., Partial Veto).

### Office of the Secretary of State

#### *Deferred Maintenance Reduction Backlog Projects: Regional Archive (2004-1-002)*

*C 26, L 03, E1, PV, Sec 102*

Description: Funding is provided to correct problems with the heating, ventilation, and air conditioning system at the Central Washington University Regional Archive Branch Facilities.

	Reappropriation	Appropriation
State Building Construction Account - State	0	100,000

### Office of the State Auditor

#### *Moving and Equipment Costs (2005-2-001)*

*C 26, L 03, E1, PV, Sec 103*

Description: Funding is provided for moving and equipment costs associated with the Office of the State Auditor moving into the second floor of the Insurance Building.

	Reappropriation	Appropriation
Thurston County Capital Facilities Account - State	0	100,000

#### *Governor's Veto*

Thurston County Capital Facilities Account - State	0	-100,000
<b>Total</b>	<b>0</b>	<b>0</b>

Comments: This item was vetoed by the Governor due to questions concerning the appropriateness of the funding source.

### Department of Community, Trade, & Economic Development

#### *Rural Washington Loan Fund (RWLF) (2004-4-009)*

*C 26, L 03, E1, PV, Sec 105*

Description: The RWLF is a statewide revolving loan fund that provides "gap" financing to businesses to create new jobs or retain existing jobs, particularly for low-to-moderate income persons.

	Reappropriation	Appropriation
General Fund - Federal	0	1,900,000
Rural Washington Loan Account - Federal	0	1,581,000
<b>Total</b>	<b>0</b>	<b>3,481,000</b>

### Department of Community, Trade, & Economic Development

#### *Building for the Arts (2004-4-007)*

*C 26, L 03, E1, PV, Sec 107*

Description: Building for the Arts Program provides state grants to nonprofit performing arts, art museum, and cultural organizations for capital costs of new facilities or major renovations.

	Reappropriation	Appropriation
State Building Construction Account - State	0	4,500,000

Comments: The appropriation must comply with RCW 43.63A.750. The eligible projects and the grant amounts are listed in section 107.

## 2003-05 Capital Budget Project Descriptions

### Department of Community, Trade, & Economic Development

#### *Community Economic Revitalization Board (CERB) (2004-4-008)*

*C 26, L 03, E1, PV, Sec 110*

Description: CERB assists communities by financing publicly-owned economic development infrastructure improvements to encourage new development and expansion in areas where growth is desired.

	Reappropriation	Appropriation
Public Facility Const Loan Revolv Account - State	0	11,491,000

### Department of Community, Trade, & Economic Development

#### *Cancer Research Facility Grant (2001-S-005)*

*C 26, L 03, E1, PV, Sec 112*

Description: Funds are provided for capital equipment and facility improvements for prostate cancer research at the University of Washington Medical Center.

	Reappropriation	Appropriation
State Building Construction Account - State	2,000,000	1,000,000

Comments: The new appropriation for the 2003-05 biennium is in addition to the \$2 million appropriated in the 2001-03 Capital Budget. The appropriation is subject to RCW 43.63A.125(2)(c) when the recipient is not a government agency and subject to the Department's standard requirements for community capital projects. (See comments under section 151.)

### Department of Community, Trade, & Economic Development

#### *Public Works Trust Fund (2004-4-001)*

*C 26, L 03, E1, PV, Sec 115*

Description: The Public Works Trust Fund (PWTF) provides financial assistance in the form of low-interest loans to local governments to upgrade bridges, roads, sanitary sewer systems, domestic water systems, storm sewer systems, and solid waste/recycling systems.

	Reappropriation	Appropriation
Public Works Assistance Account - State	0	261,200,000

### Department of Community, Trade, & Economic Development

#### *Chewelah Peak Environmental Learning Center (2001-S-003)*

*C 26, L 03, E1, PV, Sec 117*

Description: Funds are provided to assist in the construction of a Western Washington environmental learning center.

	Reappropriation	Appropriation
State Building Construction Account - State	22,221	1,500,000

Comments: The appropriation is subject to RCW 43.63A.125(2)(c) and the Department's standard requirements for community capital projects. (See comments under section 151.) This new appropriation follows an appropriation of \$2 million for this project in the 2001-03 Capital Budget.

### Department of Community, Trade, & Economic Development

#### *Fox Theater Project (2001-S-006)*

*C 26, L 03, E1, PV, Sec 118*

Description: Funding is provided to assist in the renovation of the Fox Theater in Spokane.

	Reappropriation	Appropriation
State Building Construction Account - State	688,006	1,500,000

Comments: The new appropriation for the 2003-05 biennium is in addition to \$2 million appropriated for this project in the 2001-03 biennium. The appropriation is subject to RCW 43.63A.125(2)(c) and the Department's standard requirements for community capital projects. (See comments under section 151.)



## 2003-05 Capital Budget Project Descriptions

### Department of Community, Trade, & Economic Development

#### *West Central Community Center (2001-S-016)*

*C 26, L 03, E1, PV, Sec 121*

Description: Funding is provided to assist in facility improvements to a low-income, community child care facility in Spokane.

	Reappropriation	Appropriation
State Building Construction Account - State	25,431	500,000

Comments: The appropriation is subject to RCW 43.63A.125(2)(c) and the Department's standard requirements for community capital projects. (See comments under section 151.)

### Department of Community, Trade, & Economic Development

#### *Coastal Erosion Grants (2001-S-019)*

*C 26, L 03, E1, PV, Sec 124*

Description: Funds are provided for coastal erosion grants for southwest Washington in partnership with other state and federal funds.

	Reappropriation	Appropriation
State Building Construction Account - State	583,155	750,000

Comments: Grays Harbor County is the lead agency in the administration of the grants. The appropriation is subject to RCW 43.63A.125(2)(c) when the grant recipient is not a government agency and is subject to the Department's standard requirements for community capital projects. (See comments under section 151.) This appropriation follows up a similar appropriation of \$1.25 million in the 2001-03 Capital Budget.

### Department of Community, Trade, & Economic Development

#### *Community Services Facilities Program (2004-4-006)*

*C 26, L 03, E1, PV, Sec 128*

Description: The Community Services Facilities Program provides state matching grants to non-residential social service providers for capital costs of new facilities or major renovations.

	Reappropriation	Appropriation
State Building Construction Account - State	0	5,931,280

Comments: The appropriation is subject to the provisions of RCW 43.63A.125. Eligible recipients and grant amounts are listed in section 128.

### Department of Community, Trade, & Economic Development

#### *Drinking Water Assistance Account (2004-4-002)*

*C 26, L 03, E1, PV, Sec 130*

Description: The Drinking Water State Revolving Fund provides low-interest loans and technical assistance to public water systems statewide.

	Reappropriation	Appropriation
Drinking Water Assistance Account - State	0	8,500,000
State Building Construction Account - State	0	4,000,000
<b>Total</b>	<b>0</b>	<b>12,500,000</b>

### Department of Community, Trade, & Economic Development

#### *Drinking Water-State Revolving Fund-Auth to Use Loan Repayments (2004-4-010)*

*C 26, L 03, E1, PV, Sec 131*

Description: Provides matching funds for new federal grants to improve the quality of drinking water in the state in accordance with the goals of the federal Safe Drinking Water Act.

	Reappropriation	Appropriation
Drinking Water Assistance Account - State	0	11,200,000

## 2003-05 Capital Budget Project Descriptions

### Department of Community, Trade, & Economic Development

#### *Housing Assistance, Weatherization, and Affordable Housing (2004-4-003)*

*C 26, L 03, E1, PV, Sec 134*

Description: Funding is provided for the Housing Trust Fund to help provide housing for the homeless, transitional housing, affordable housing, and help communities meet the housing needs of low-income and special needs populations.

	Reappropriation	Appropriation
State Taxable Building Construction Acct - State	0	80,000,000

Comments: At least \$9 million of the appropriation must be used for weatherization; \$5 million must be used for housing for those with developmental disabilities; \$2 million is for self-help housing programs; \$1 million is for shelters, transitional housing, and other housing needs of victims of domestic violence; \$8 million is for farmworker housing; and \$5 million is for shelters and transitional housing for homeless families with children.

### Department of Community, Trade, & Economic Development

#### *Lewis and Clark Confluence Project (2004-2-954)*

*C 26, L 03, E1, PV, Sec 135*

Description: Funds are provided to help commemorate the Lewis and Clark expedition and its relationship to Native Americans at three or four sites in Washington State.

	Reappropriation	Appropriation
State Building Construction Account - State	0	3,000,000

Comments: The project coincides with the expedition's bicentennial and intends to place artistic commemorations at three or four of the following significant sites: confluence of the Clearwater and Snake Rivers; confluence of the Snake and Columbia Rivers; near the Vancouver National Historic Reserve; confluence of the Columbia and Willamette Rivers; and at the mouth of the Columbia River (Fort Canby State Park).

### Department of Community, Trade, & Economic Development

#### *Seattle Heart Alliance (at Swedish Hospital) (2004-4-960)*

*C 26, L 03, E1, PV, Sec 136*

Description: Funding is provided to help construct a heart center located at the Providence Campus of Swedish Hospital.

	Reappropriation	Appropriation
State Building Construction Account - State	0	4,000,000

Comments: The appropriation is subject to RCW 43.63A.125(2)(c) and the Department's standard requirements for community capital projects. (See comments under section 151.)

### Department of Community, Trade, & Economic Development

#### *McCaw Opera House (2004-4-954)*

*C 26, L 03, E1, PV, Sec 137*

Description: Funding is provided to assist with capital improvements at the McCaw Opera House in Seattle.

	Reappropriation	Appropriation
State Building Construction Account - State	0	1,500,000

Comments: The appropriation is subject to RCW 43.63A.125(2)(c) and the Department's standard requirements for community capital projects. (See comments under section 151.)

### Department of Community, Trade, & Economic Development

#### *Greenbank Farm (2004-4-950)*

*C 26, L 03, E1, PV, Sec 138*

Description: Funds are provided to help renovate two barns on the Greenbank Farm to benefit the community and promote economic development on Whidbey Island.

	Reappropriation	Appropriation
State Building Construction Account - State	0	1,500,000

Comments: The appropriation is subject to RCW 43.63A.125(2)(c) and the Department's standard requirements for community capital projects. (See comments under section 151.)

## 2003-05 Capital Budget Project Descriptions

### Department of Community, Trade, & Economic Development

#### *Japanese American Memorial (2004-4-951)*

*C 26, L 03, E1, PV, Sec 139*

Description: Funds are provided to assist in the development of a memorial and park on Bainbridge Island.

	Reappropriation	Appropriation
State Building Construction Account - State	0	1,500,000

Comments: The location is the historic Eagledale ferry dock. This is associated with the Joel Prichard Park Project. The appropriation is subject to RCW 43.63A.125(2)(c) and the Department's standard requirements for community capital projects. (See comments under section 151.)

### Department of Community, Trade, & Economic Development

#### *Wing Luke Asian Art Museum (2004-4-952)*

*C 26, L 03, E1, PV, Sec 140*

Description: Funding is provided to help provide a facility that will preserve and restore portions of the Kong Yick Building.

	Reappropriation	Appropriation
State Building Construction Account - State	0	1,500,000

Comments: The appropriation is subject to RCW 43.63A.125(2)(c) and the Department's standard requirements for community capital projects. (See comments under section 151.)

### Department of Community, Trade, & Economic Development

#### *Bremerton Waterfront Project (2004-4-953)*

*C 26, L 03, E1, PV, Sec 141*

Description: Funding is provided to assist in development of the Memorial Plaza and Maritime Park projects in Bremerton.

	Reappropriation	Appropriation
State Building Construction Account - State	0	1,000,000

Comments: The appropriation is subject to RCW 43.63A.125(2)(c) where the recipient is not a government agency and is subject to the Department's standard requirements for community capital projects. (See comments under section 151.)

### Department of Community, Trade, & Economic Development

#### *PBS Digital Upgrade (2004-4-958)*

*C 26, L 03, E1, PV, Sec 142*

Description: Funds are provided to assist public broadcasting stations in converting to a digital broadcasting system.

	Reappropriation	Appropriation
State Building Construction Account - State	0	700,000

Comments: Of the appropriation, \$350,000 is provided for the Public Broadcasting Service (PBS) station KYVE; the remaining funds are for stations based outside the central Puget Sound metropolitan area. The appropriation is subject to RCW 43.63A.125(2)(c) and the Department's standard requirements for community capital projects. (See comments under section 151.)

### Department of Community, Trade, & Economic Development

#### *Pine Lake Park Phase II (2004-4-956)*

*C 26, L 03, E1, PV, Sec 143*

Description: Funding is provided to help make waterfront and dock improvements at the park located in Sammamish.

	Reappropriation	Appropriation
State Building Construction Account - State	0	600,000

Comments: The appropriation is subject to RCW 43.63A.125(2)(c) where the recipient is not a government agency and subject to the Department's standard requirements for community capital projects. (See comments under section 151.)

## 2003-05 Capital Budget Project Descriptions

### Department of Community, Trade, & Economic Development

#### *Bellevue Open Space Enhancement (2004-4-955)*

*C 26, L 03, E1, PV, Sec 144*

Description: Funding is provided to help acquire 22 acres of forest land.

	Reappropriation	Appropriation
State Building Construction Account - State	0	750,000

Comments: The appropriation is subject to RCW 43.63A.125(2)(c) when the recipient is not a government agency and is subject to the Department's standard requirements for community capital projects. (See comments under section 151.)

### Department of Community, Trade, & Economic Development

#### *William Factory Business Incubator (2004-4-957)*

*C 26, L 03, E1, PV, Sec 145*

Description: Funding is provided for capital improvements to a small business incubator.

	Reappropriation	Appropriation
State Building Construction Account - State	0	560,000

Comments: The appropriation is subject to RCW 43.63A.125(2)(c) and the Department's standard requirements for community capital projects. (See comments under section 151.)

### Department of Community, Trade, & Economic Development

#### *City of Woodland Infrastructure Development (2004-4-959)*

*C 26, L 03, E1, PV, Sec 146*

Description: Funding is provided for infrastructure improvements including drainage improvements and a dike access road in Woodland.

	Reappropriation	Appropriation
State Building Construction Account - State	0	300,000

Comments: The appropriation is subject to RCW 43.63A.125(2)(c) when the recipient is not a government agency and is subject to the Department's standard requirements for community capital projects. (See comments under section 151.)

### Department of Community, Trade, & Economic Development

#### *Yakima Ballfields (2004-2-952)*

*C 26, L 03, E1, PV, Sec 147*

Description: Funds are provided to Yakima Valley Community College for the purchase of Noel Field from the city of Yakima, and funds are provided to the city of Yakima to replace and relocate ballfields.

	Reappropriation	Appropriation
State Building Construction Account - State	0	350,000

Comments: Of the appropriation, \$120,000 is provided to Yakima Valley Community College and \$230,000 to the city of Yakima. No funds are to be distributed to the city of Yakima until the transfer of the Noel Field property is complete.

### Department of Community, Trade, & Economic Development

#### *Seventh Street Theatre (1990-2-008)*

*C 26, L 03, E1, PV, Sec 148*

Description: Funds are provided for improvements to this historical theater in Hoquiam.

	Reappropriation	Appropriation
State Building Construction Account - State	51,110	100,000

Comments: The appropriation is subject to RCW 43.63A.125(2)(c) and the Department's standard requirements for community capital projects. (See comments under section 151.) The Governor vetoed a proviso related to the reappropriation to correct an erroneous reference.

## 2003-05 Capital Budget

### Project Descriptions

**Department of Community, Trade, & Economic Development**

***Highline School District Aircraft Noise Mitigation (2003-H-001)***

*C 26, L 03, E1, PV, Sec 150*

Description: Funds are provided for improvements to Highline School District facilities to mitigate aircraft noise.

	Reappropriation	Appropriation
State Building Construction Account - State	600,000	10,000,000
Education Construction Account - State	4,400,000	0
<b>Total</b>	<b>5,000,000</b>	<b>10,000,000</b>

Comments: The Highline School District, Port of Seattle, and FAA must each match the state contribution (\$5 million per year for the biennium). While the mitigation agreement between Highline School District, the Port of Seattle, and the FAA calls for each to contribute \$5 million per year for ten years, the state is not a party to that agreement, and the state does not commit to make any future appropriations to Highline School District for aircraft noise abatement.

**Department of Community, Trade, & Economic Development**

***Local/Community Projects (2004-4-011)***

*C 26, L 03, E1, PV, Sec 151*

Description: Funds are provided for 47 local/community projects in which the grant amount is \$500,000 or less. Following is a list of the projects, their location, the amount of the grant, and a brief description of the project, facility, or organization:

- \* Art Crate Field in Bethel (\$500,000). Provide improvements to playing fields (install an all-weather artificial surface) for Bethel Public Schools.
- \* Asia Pacific Cultural Center in Tacoma (\$100,000). Establish a permanent home (purchase the old Tacoma Art Museum).
- \* Asotin Aquatic Center in Clarkston (\$500,000). Help complete indoor portion of aquatic center.
- \* Auburn YMCA (\$250,000). Help build new facility on donated site.
- \* Burke Museum located in Seattle (\$500,000). Help increase public access to observe fossil preparation and geography labs, and help upgrade exhibits.
- \* Capital Arts Theater/Sculpture Garden in Olympia (\$250,000). This facility will be a combination arts and conference center with two galleries, an education learning center, and a sculpture garden.
- \* Capitol Theater in Yakima (\$500,000). Help provide urgent infrastructure upgrades to heating, ventilation, and air conditioning; plumbing; and carpeting.
- \* Chinese Reconciliation Project in Tacoma (\$300,000). With matching funds from the city of Tacoma, help implement the first phase of construction for the \$4.6 million park near the site of the early Chinese Settlement called Little Canton.
- \* Clark Lake Park in Kent (\$400,000). Help with the acquisition of property for Clark Lake Park. The city intends to use this as matching funds for an Interagency Committee for Outdoor Recreation grant.
- \* Colman School in Seattle (\$300,000). Help rehabilitate Colman School as an African American Museum, offices, and apartments.
- \* Crossroads Community Center in Bellevue (\$500,000). Help construct an addition to the community center for education, cultural, and social activity space.
- \* Eastside Heritage Center in Bellevue (\$200,000). Help secure new home.
- \* Eatonville City Projects (\$150,000). Help provide new town park.
- \* Edgewood Sewer (\$100,000). Help with Edgewood sewer project.
- \* Edmonds Center for the Arts (\$500,000). Help on a \$15.6 million acquisition and development of a regional performance center.
- \* Farmers Market and Maritime Park in Bremerton (\$500,000). Assist Bremerton's farmers market and Maritime Park projects.
- \* Firstenburg Community Center in Vancouver (\$500,000). Help fund a new pool at the new community center.
- \* Former Capital Historical Marker in Olympia (\$2,000). Place marker showing the Farquhar Building which represents a former meeting place of the Washington State Legislature.
- \* Friends of the Falls/Great Gorge Park in Spokane (\$250,000). Help continue planning and development of the Gorge Park area on the Spokane River.
- \* Frontier Park in Pierce County (\$165,000). Assist in construction of a pavilion and remodel of a 4-H building.
- \* Grand Army of the Republic (GAR) Cemetery in Seattle (\$5,000). Provide improvements to the GAR Cemetery.
- \* Graham Fire District Emergency Services Center (\$150,000). Assist in property acquisition for a new center in Southeast Pierce County.

## 2003-05 Capital Budget

### Project Descriptions

- \* Grandmother's Hill in Tukwila (\$300,000). Assist in conservation of a portion of the shoreline along the Duwamish Waterway.
- \* Highline Historical Society (\$300,000). Help provide improvements.
- \* Historical Cabins Project in Federal Way (\$106,000). Along with city funding, provide parking, interpretive signage, and trails that link to Hylebos State Park.
- \* HUGs Foundation in Raymond (\$21,500). Help complete a skateboard project.
- \* Museum of Flight in Seattle (\$500,000). Assist in improvements to the Museum.
- \* Naval Museum in Bremerton (\$500,000). Assist in moving Historic Building 50 from the shipyard to become the Bremerton Naval Museum.
- \* New Phoebe House in Tacoma (\$25,000). Make repairs and improvements to a facility providing housing and services to mothers and their children impacted by substance abuse.
- \* Northwest Orthopaedic Institute in Tacoma (\$200,000). Provide improvements related to the Institute.
- \* Paramount Theater in Seattle (\$250,000). Help with roof repairs.
- \* Rainier Historical Museum/Community Center (\$20,000). Help with renovation of facility, particularly the roof.
- \* Ritzville Public Development Authority (\$50,000). Assist with building improvements and Americans with Disabilities Act accessibility to the facility as part of downtown revitalization and economic development efforts.
- \* Seahurst Environmental Learning Center in Burien (\$100,000). Construct an environmental learning classroom.
- \* South Hill Community Park in Pierce County (\$250,000). Help final phase of construction including erosion control, trail, and bridge.
- \* South Wenatchee Family Services Center in Spokane (\$400,000). Help with property acquisition to locate a family services center.
- \* Stonerose Interpretive Center in Republic (\$8,000). Complete purchase and grading for property at Stonerose Fossil site.
- \* Sweetwater Creek Restoration in Hood Canal (\$500,000). Help with restoration of the creek to improve salmon passage and habitat.
- \* Tacoma Seawall (\$250,000). Rebuild/restore seawall to enhance fish migration.
- \* Thyme Patch Park in Seattle (\$5,000). Provide improvements to the Park.
- \* ToscoSports Complex in Ferndale (\$500,000). Assist in development of a regional sports and recreation complex.
- \* Utsalady Beach Acquisition in Island County (\$135,000). Acquire property for parking and recreational space next to the Utsalady Boat Ramp.
- \* Veteran's Memorial Museum in Chehalis (\$255,000). Assist in building a facility to house the Museum.
- \* West Hybelos State Park in Federal Way (\$250,000). Assist with improvements to the boardwalk through Hybelos State Park. (Related to the Historical Cabins project.)
- \* White Center Apprenticeship in White Center (\$250,000). Help with facility to house classrooms and working laboratory space.
- \* Woodway Wildlife Reserve in Woodway (\$300,000). Provide improvements to reserve.
- \* Youth Development Facility in Federal Way (\$100,000). Help fund center to be developed on the Truman Alternative High School Campus.

	Reappropriation	Appropriation
State Building Construction Account - State	0	12,197,500

Comments: The appropriation is subject to RCW 43.63A.125(2)(c) and other standard requirements for community projects administered by the Department. These standard requirements primarily are to ensure that grants accomplish the intent of the Legislature and that grants to non-governmental recipients do not violate lending of credit provisions in the state constitution. These standards, among other things, are to ensure that there is no gift of funds, that the primary benefit is to the public and not an individual or a small privileged group, and that there are safeguards to ensure the intended public benefit is accomplished. These standards include: (1) only governments or 501(c)(3) nonprofit organizations are eligible; (2) the recipient must have all the funds necessary to complete the project or a phase of the project; and (3) the recipient must enter into a contract with the Department and must agree to repay the grant if the facility is not used for the intended purpose for an appropriate amount of time.

## 2003-05 Capital Budget Project Descriptions

### Department of Community, Trade, & Economic Development

#### *State Games (2004-4-850)*

*C 26, L 03, E1, PV, Sec 152*

Description: Funds are provided to help reinstate the State Games in Washington State, a multi-sport Olympic festival for amateur athletes of all ages and abilities.

	Reappropriation	Appropriation
State Building Construction Account - State	0	200,000

Comments: The Department may contract with the appropriate national organization.

### Public Disclosure Commission

#### *Infrastructure Security/Disaster Recovery Systems (2004-1-950)*

*C 26, L 03, E1, PV, Sec 153*

Description: Funding is provided to develop a collocation facility to house infrastructure security/disaster recovery system.

	Reappropriation	Appropriation
State Building Construction Account - State	0	270,172

Comments: The Public Disclosure Commission shall consult with the Department of Information Systems on this project.

### Office of Financial Management

#### *Capital Monitoring (2004-2-028)*

*C 26, L 03, E1, PV, Sec 156*

Description: This project requires the Office of Financial Management (OFM) to engage in specified capital monitoring activities, requires OFM to make recommendations regarding funding equipment in the capital budget, and provides funding for a study of military readiness centers.

	Reappropriation	Appropriation
State Building Construction Account - State	0	150,000

Comments: The Governor vetoed the proviso related to specified capital monitoring activities indicating that these activities are already required by statute.

### Department of General Administration

#### *Heritage Park (2001-H-004)*

*C 26, L 03, E1, PV, Sec 161*

Description: This project will complete specified areas of Heritage Park.

	Reappropriation	Appropriation
Capitol Building Construction Account - State	976,000	0
Thurston County Capital Facilities Account - State	0	500,000

#### *Governor's Veto*

Thurston County Capital Facilities Account - State	0	-500,000
<b>Total</b>	<b>976,000</b>	<b>0</b>

Comments: The new appropriation and related provisos were vetoed by the Governor based on concerns on the appropriateness of the funding source. The reappropriation was not vetoed.

### Department of General Administration

#### *Legislative Building: Rehabilitation and Capital Addition (2001-1-008)*

*C 26, L 03, E1, PV, Sec 162*

Description: This funding completes the funding outlined in the 2001-03 Capital Budget for the Legislative Building rehabilitation and temporary relocation of tenants.

	Reappropriation	Appropriation
State Building Construction Account - State	6,000,000	0
Thurston County Capital Facilities Account - State	0	2,300,000
Capitol Historic District Construction Account - State	68,450,000	0
<b>Total</b>	<b>74,450,000</b>	<b>2,300,000</b>

## 2003-05 Capital Budget Project Descriptions

### Department of General Administration

#### *Minor Works - Infrastructure Preservation: Capitol Campus (2004-1-003)*

*C 26, L 03, E1, PV, Sec 167*

Description: Funding is provided to repair and replace aged and failing Capitol Campus infrastructure systems and stabilize the hillside between the Capitol Campus and Capitol Lake.

	Reappropriation	Appropriation
Thurston County Capital Facilities Account - State	0	2,100,000

### Department of General Administration

#### *Emergency Repairs (2004-1-001)*

*C 26, L 03, E1, PV, Sec 168*

Description: Funding is provided for unanticipated, essential statewide emergency and small repairs and improvements at Department-owned facilities in the state.

	Reappropriation	Appropriation
State Building Construction Account - State	0	300,000
Thurston County Capital Facilities Account - State	0	1,300,000
<b>Total</b>	<b>0</b>	<b>1,600,000</b>

### Department of General Administration

#### *Engineering & Architectural Services (2004-2-014)*

*C 26, L 03, E1, PV, Sec 169*

Description: Funding is provided for project management services by the Engineering and Architectural Services within the Department of General Administration to state agencies for general public works projects. The general public works projects included in this appropriation are those financed by the state capital budget with a project value less than \$20 million. The Department may negotiate agreements with agencies for additional fees to manage projects financed by financial contracts, alternative financing, projects greater than \$20 million, or for the non-state funded portion of projects with mixed funding sources.

	Reappropriation	Appropriation
Char/Ed/Penal/Reform/Institutions Account - State	0	140,000
State Building Construction Account - State	0	6,009,000
Thurston County Capital Facilities Account - State	0	3,437,000
<b>Total</b>	<b>0</b>	<b>9,586,000</b>

Comments: The Governor directed OFM to put the Thurston County Capital Facilities Account appropriation in allotment reserve due to concerns that too much of the project management costs (staff) are covered by this account. The Governor intends to propose an alternative in the next supplemental capital budget.

### Department of General Administration

#### *Historic Buildings - Exteriors Preservation (2004-1-012)*

*C 26, L 03, E1, PV, Sec 170*

Description: This minor works funding is to make exterior repairs to State Capitol historic buildings.

	Reappropriation	Appropriation
State Building Construction Account - State	0	1,475,000

Comments: Funding is not for survey, planning, or interior work.

### Department of General Administration

#### *State Capitol Master Plan Update (2004-2-002)*

*C 26, L 03, E1, PV, Sec 171*

Description: This funding will update the 1991 Master Plan for the Capitol of Washington State.

	Reappropriation	Appropriation
Thurston County Capital Facilities Account - State	0	200,000



## 2003-05 Capital Budget Project Descriptions

### Department of General Administration

#### *Minor Works - Facility Preservation: Statewide (2004-1-004)*

*C 26, L 03, EI, PV, Sec 172*

Description: This omnibus project is to preserve General Administration owned or managed facilities on the Capitol Campus and at other locations throughout the state.

	Reappropriation	Appropriation
State Vehicle Parking Account - State	0	220,000
Thurston County Capital Facilities Account - State	0	2,055,000
General Administration Services Account - State	0	3,270,000
<b>Total</b>	<b>0</b>	<b>5,545,000</b>

Comments: The Governor vetoed provisos precluding the Department from including larger projects as minor works and precluding studies, surveys, and carpets. (See Section 905.)

### Department of General Administration

#### *Legislative Building Security (2004-2-950)*

*C 26, L 03, EI, PV, Sec 173*

Description: Infrastructure funding is provided for improved perimeter security related to the Legislative Building rehabilitation project.

	Reappropriation	Appropriation
Thurston County Capital Facilities Account - State	0	1,179,000

### Department of General Administration

#### *Legislative Building Space Use Change (2004-1-951)*

*C 26, L 03, EI, PV, Sec 174*

Description: Funding is provided for design changes to the Legislative Building rehabilitation project.

	Reappropriation	Appropriation
State Building Construction Account - State	0	1,570,000

### Department of General Administration

#### *Cherberg Building Predesign (2004-2-951)*

*C 26, L 03, EI, PV, Sec 175*

Description: Funding is provided for the predesign of the Cherberg Building rehabilitation.

	Reappropriation	Appropriation
Thurston County Capital Facilities Account - State	0	600,000

### Military Department

#### *Energy Management Control Systems (2004-2-006)*

*C 26, L 03, EI, PV, Sec 179*

Description: Funding is provided for energy management control systems in six major buildings at Camp Murray and at three readiness centers: Pullman, Ephrata, and Port Orchard.

	Reappropriation	Appropriation
State Building Construction Account - State	0	365,000

Comments: An energy cost reduction of 15 percent is expected as a result of this project.

### Military Department

#### *Minor Works - Preservation (2004-1-001)*

*C 26, L 03, EI, PV, Sec 181*

Description: Funding is provided to conduct preservation projects of limited scope that reduce facility deterioration, increase functionality, and allow the facilities to continue to be used by the National Guard and the public.

	Reappropriation	Appropriation
State Building Construction Account - State	0	1,113,000

Comments: Prior to allotment, the Department will furnish the Office of Financial Management with a list of projects in the form of a minor works list. This allotment is specific to facilities which are state owned and does not include parking lot repairs or paving which may be funded through reappropriation of job creation and infrastructure projects (2003-1-001).

## 2003-05 Capital Budget Project Descriptions

### Military Department

#### *Communication Security-Emergency Management Division-Bldg No. 20 (2004-1-002)*

*C 26, L 03, E1, PV, Sec 183*

Description: Funding is provided to construct a secure communication area within the Emergency Management Building #20, located at Camp Murray.

	Reappropriation	Appropriation
General Fund - Federal	0	1,000,000

Comments: The project is specifically related to the receipt, use, and dissemination of classified information pertaining to Homeland Security.

### Military Department

#### *Minor Works to Support Federal Construction Projects (2004-1-003)*

*C 26, L 03, E1, PV, Sec 184*

Description: Funding is provided in the form of matching funds to support preservation and limited program projects at various Departmental facilities statewide.

	Reappropriation	Appropriation
General Fund - Federal	0	11,150,000
State Building Construction Account - State	0	2,798,000
<b>Total</b>	<b>0</b>	<b>13,948,000</b>

Comments: This category provides state matching funds for miscellaneous projects under \$750,000. A federal/state match of 75/25 is for program projects and 50/50 for preservation projects. There is a limit of \$1.5 million per project.

### Military Department

#### *Infrastructure Savings (2004-1-850)*

*C 26, L 03, E1, PV, Sec 185*

Description: Provides initial funding of \$1 to establish a project for the transfer of savings from completed preservation and program projects to be used for infrastructure deficiencies or conditions having an adverse effect on current program use or those where modification will increase life expectancy for the infrastructure supporting a facility or can reduce system operating costs for the agency.

	Reappropriation	Appropriation
State Building Construction Account - State	0	1

Comments: Additional clarifying restrictions on the use of funds transferred to this project account are described in Chapter 26, Laws of 2003, 1st sp.s., Partial Veto, Section 915 (SSB 5401 - 2003-05 Capital Budget). The Office of Financial Management will review and qualify projects savings for this account.

### Military Department

#### *Spokane Readiness Center (2004-2-003)*

*C 26, L 03, E1, PV, Sec 186*

Description: Funds the state portion of a replacement for the Spokane Readiness Center.

	Reappropriation	Appropriation
General Fund - Federal	0	8,800,000
State Building Construction Account - State	0	4,768,000
<b>Total</b>	<b>0</b>	<b>13,568,000</b>

Comments: The construction of this project is contingent upon maintaining federal funding of \$8.8 million to construct a 69,654 square foot readiness center. Additional progress and financial reporting requirements reflect the importance of keeping the multiple jurisdictional responsibilities consistent and understood by all parties throughout the project.

## 2003-05 Capital Budget Project Descriptions

### Military Department

#### *Orting School District Safety Bridge Study (2004-4-951)*

*C 26, L 03, EI, PV, Sec 187*

Description: Funding is provided for a feasibility study concerning bridge construction to allow evacuation of the Orting School District employees and students in case of a volcanic disturbance of Mt. Rainier.

	Reappropriation	Appropriation
State Building Construction Account - State	0	250,000

Comments: A proviso requires that the study and cost estimates are due to the Office of Financial Management (OFM) and the Legislature by January 1, 2004. Coordination with the Orting School District and review of that report is expected to occur before the report is delivered to OFM and the Legislature.

### State Convention and Trade Center

#### *WSCTC Omnibus Minor Works (2004-1-002)*

*C 26, L 03, EI, PV, Sec 188*

Description: Funding is provided for a range of minor works projects to maintain the safety of guests and integrity of state assets, in addition to maintaining a building that is marketable and attractive to guests as an event venue at the state convention center.

	Reappropriation	Appropriation
State Convention & Trade Center Account - State	0	2,045,000

Comments: Prior to allotment, the Department will furnish the Office of Financial Management with a list of projects in the form of a minor works list.

### Department of Social and Health Services

#### *Echo Glen Children's Center-Site: Infrastructure Improvements (1996-2-229)*

*C 26, L 03, EI, PV, Sec 201*

Description: Funding is provided to extend a force sewer main between the Echo Glen Children's Center and the city of Snoqualmie wastewater treatment plant so that the institution may comply with waste disposal requirements.

	Reappropriation	Appropriation
Char/Ed/Penal/Reform/Institutions Account - State	0	925,000
State Building Construction Account - State	1,100,000	0
<b>Total</b>	<b>1,100,000</b>	<b>925,000</b>

Comments: A proviso indicates that the Legislature does not intend to reappropriate amounts not expended by June 30, 2005.

### Department of Social and Health Services

#### *Western State Hospital: Legal Offender Unit (1998-2-052)*

*C 26, L 03, EI, PV, Sec 204*

Description: Funding is provided to complete construction of the new 240-bed Legal Offender Unit at Western State Hospital and associated projects.

	Reappropriation	Appropriation
State Building Construction Account - State	2,590,000	1,000,000

Comments: North Hall will be demolished as part of this project.

### Department of Social and Health Services

#### *Child Study & Treatment Center-Cottages: Modifications, Phase 3 (2000-1-015)*

*C 26, L 03, EI, PV, Sec 206*

Description: Funding is provided to remodel Ketron Cottage at the Child Study and Treatment Center to provide appropriate housing for the mentally ill youth in the close attention program.

	Reappropriation	Appropriation
State Building Construction Account - State	100,000	1,800,000

## 2003-05 Capital Budget Project Descriptions

### Department of Social and Health Services

#### *Echo Glen Children's Center-Eleven Cottages: Renovation (2000-1-041)*

*C 26, L 03, EI, PV, Sec 208*

Description: Funding is provided to renovate or plan for the renovation of 11 residential cottages at the Echo Glen Children's Center to harden interior finishes, upgrade mechanical and electrical systems, replace roofing, and improve security.

	Reappropriation	Appropriation
State Building Construction Account - State	250,000	5,490,000

Comments: This appropriation is for changes to residential units to correct safety, security, and code deficiencies; to upgrade worn mechanical and electrical systems; and replace roofing. Four residential cottages will be renovated in the 2003-05 biennium consistent with the Echo Glen Children's Center Master Plan.

### Department of Social and Health Services

#### *Special Commitment Center-Secure Facility: Construction, Phase 3 (2000-2-001)*

*C 26, L 03, EI, PV, Sec 209*

Description: Funding is provided to remodel King Hall and Riveland Hall at the Special Commitment Center on McNeil Island to accommodate the program's need for food services, resident services, educational services, administration, and resident housing.

	Reappropriation	Appropriation
State Building Construction Account - State	24,000,000	11,158,212

Comments: A proviso permits transfer of excess funds to the Minor Works-Health, Safety, and Code Requirements project (2004-1-111) for expenditure for minor works projects.

### Department of Social and Health Services

#### *Special Commitment Center-Regional SCTF: New 12-Bed Facility (2004-2-502)*

*C 26, L 03, EI, PV, Sec 212*

Description: Funding is provided to design and construct the first six beds of a new 12-bed Regional Secure Community Transition Facility (SCTF) for the DSHS Special Commitment Center.

	Reappropriation	Appropriation
State Building Construction Account - State	0	3,000,000

Comments: At the time of appropriation, a site for the facility had not been identified.

### Department of Social and Health Services

#### *DSHS: Capital Project Management (2004-1-110)*

*C 26, L 03, EI, PV, Sec 218*

Description: Funding is provided to directly support agency capital project management salaries, benefits, travel, and education in the Building and Lands Division.

	Reappropriation	Appropriation
Char/Ed/Penal/Reform/Institutions Account - State	0	2,000,000

Comments: There is no change in the number or types of positions that were funded in the 2001-03 biennium.

### Department of Social and Health Services

#### *Juvenile Rehabilitation-Acute Mental Health Unit: New Facility (2004-2-203)*

*C 26, L 03, EI, PV, Sec 219*

Description: Funding is provided for a predesign and siting study for a mental health facility for the care of juvenile offenders with serious mental illness within the DSHS Juvenile Rehabilitation Administration (JRA).

	Reappropriation	Appropriation
State Building Construction Account - State	0	200,000

Comments: A proviso requires integration with the JRA master planning efforts and requires the site to be on existing, state-owned property. Elements of the predesign are enumerated.

## 2003-05 Capital Budget Project Descriptions

---

### Department of Social and Health Services

#### *Rainier School: Wastewater Treatment (Buckley) (2004-1-950)*

*C 26, L 03, E1, PV, Sec 220*

Description: Funding is provided to pay for the state share of design of a wastewater treatment plant.

	Reappropriation	Appropriation
Char/Ed/Penal/Reform/Institutions Account - State	0	250,000

---

### Department of Social and Health Services

#### *Maple Lane School-Steam Plant and Tunnels: Upgrade (2004-1-207)*

*C 26, L 03, E1, PV, Sec 221*

Description: Funding is provided for the installation of seismic bracing and structural improvements in the power plant building and utility tunnels at the Maple Lane campus to mitigate structural failure and disruption of campus utilities and steam.

	Reappropriation	Appropriation
State Building Construction Account - State	0	2,650,000

---

### Department of Social and Health Services

#### *Minor Works - Program: Mental Health (2004-2-365)*

*C 26, L 03, E1, PV, Sec 222*

Description: Funding is provided for facility modifications to adapt existing space, add new space, and meet the programmatic need for training, counseling, and treatment programs in facilities and institutions operated by the DSHS Mental Health Division.

	Reappropriation	Appropriation
State Building Construction Account - State	0	750,000

---

### Department of Social and Health Services

#### *Minor Works - Health, Safety and Code Requirements (2004-1-111)*

*C 26, L 03, E1, PV, Sec 223*

Description: Funding is provided for preservation priorities to protect life, comply with life safety codes and regulations, maintain certification and licensing standards, and reduce life-threatening or life-endangering conditions.

	Reappropriation	Appropriation
State Building Construction Account - State	0	1,500,000

---

### Department of Social and Health Services

#### *Minor Works - Facility Preservation (2004-1-112)*

*C 26, L 03, E1, PV, Sec 224*

Description: Funding is provided for minor work preservation priorities for critical repair, renewal, and replacement projects to preserve existing structures and facilities.

	Reappropriation	Appropriation
State Building Construction Account - State	0	4,000,000

---

### Department of Social and Health Services

#### *Minor Works - Infrastructure Preservation (2004-1-113)*

*C 26, L 03, E1, PV, Sec 225*

Description: Funding is provided for preservation priorities for critical repair, renewal, and replacement projects to preserve existing infrastructure elements and systems.

	Reappropriation	Appropriation
State Building Construction Account - State	0	1,500,000

---

### Department of Social and Health Services

#### *Statewide - Emergency Repairs (2004-1-116)*

*C 26, L 03, E1, PV, Sec 226*

Description: Funding is provided for emergency and unanticipated repair projects due to damage from natural disasters; unforeseen failure of building elements or utility systems; restoration following an emergency event; and immediate response to code and licensing deficiencies.

	Reappropriation	Appropriation
State Building Construction Account - State	0	750,000

Comments: This funding should not be used as a contingency or to fund programmatic or projects which are not in the category of true emergency.

## 2003-05 Capital Budget Project Descriptions

### Department of Social and Health Services

#### *Statewide - Hazards Abatement and Demolition (2004-1-119)*

*C 26, L 03, E1, PV, Sec 227*

Description: Funding is provided to reduce risk and liability through abatement of hazardous materials and demolition of potentially dangerous structures.

	Reappropriation	Appropriation
State Building Construction Account - State	0	250,000

Comments: A portion of the proviso limiting the funding for use at facilities managed by the Division of Developmental Disabilities (DDD) was vetoed as being inefficient and a risk to public safety. Legislative review of the original list submitted by the Department indicated that the structures at Fircrest School and other DDD facilities could be deferred until a later budget or, in light of the proposed consolidation of the residential habilitation facilities, were premature until the study was completed and any facility identified for closure was determined. No demolition at either Fircrest School or Rainier School was to be permitted.

### Department of Social and Health Services

#### *Statewide: Facilities Condition Assessment & Preservation Plan (2004-1-120)*

*C 26, L 03, E1, PV, Sec 228*

Description: Funding is provided to continue development of a thorough inventory and condition assessment of all DSHS facilities and institutions. The assessment will be used to track progress on the agency's deferred maintenance backlog reduction plan and will prioritize future capital preservation requests.

	Reappropriation	Appropriation
Char/Ed/Penal/Reform/Institutions Account - State	0	100,000

### Department of Social and Health Services

#### *Residential Habilitation Centers Consolidation (2004-1-958)*

*C 26, L 03, E1, PV, Sec 229*

Description: Funding is provided for the agency to conduct a study in the form of a project request report to outline specific residential habilitation projects to be conducted in the 2003-05 biennium with priority given to infrastructure repairs and cottage renovations and no funds to include demolition of structures.

	Reappropriation	Appropriation
Char/Ed/Penal/Reform/Institutions Account - State	0	4,000,000
State Building Construction Account - State	0	2,000,000
<b>Total</b>	<b>0</b>	<b>6,000,000</b>

Comments: The provisos were vetoed due to an inconsistency in the schedule of the operating budget plan for the residential consolidation of clients from the Fircrest School.

### Department of Social and Health Services

#### *Infrastructure Savings (2004-1-850)*

*C 26, L 03, E1, PV, Sec 230*

Description: Provides initial funding of \$1 to establish a project for the transfer of savings from completed preservation and program projects to be used for infrastructure deficiencies or conditions having an adverse effect on current program use or those where modification will increase life expectancy for the infrastructure supporting a facility or reduce system operating costs for the agency. Projects eligible to transfer savings into this project are limited to those funded from the State Building Construction Account.

	Reappropriation	Appropriation
State Building Construction Account - State	0	1

Comments: Additional clarifying restrictions on the use of funds transferred to this project account are described in Chapter 26, Laws of 2003, 1st sp.s., Partial Veto, Section 915 (SSB 5401 - 2003-05 Capital Budget). The Office of Financial Management will review and qualify projects savings for transfer into this account.

## 2003-05 Capital Budget Project Descriptions

### Department of Social and Health Services

#### *JRA Master Planning Updates (2004-1-957)*

*C 26, L 03, EI, PV, Sec 232*

Description: Funding is provided for a master plan for the Juvenile Rehabilitation Administration (JRA) Program which is due to the Office of Financial Management (OFM) and the fiscal capital and policy committees of the Legislature by September 1, 2004.

	Reappropriation	Appropriation
State Building Construction Account - State	0	200,000

Comments: One proviso related to review and approval of scope of work was vetoed; legislative staff will meet with OFM and the agency to review and provide input on the scope. Other provisos specify elements of the master plan that need particular attention.

### Department of Health

#### *Drinking Water Assistance Program (2004-4-003)*

*C 26, L 03, EI, PV, Sec 234*

Description: This appropriation is provided solely for an interagency agreement with the Department of Community, Trade, and Economic Development to make loans to local governments and public water systems for projects and activities that protect and improve the state's drinking water facilities and resources.

	Reappropriation	Appropriation
Drinking Water Assistance Account - Federal	0	28,122,000

### Department of Veterans' Affairs

#### *Retsil: 240 Bed Nursing Facility (2002-2-008)*

*C 26, L 03, EI, PV, Sec 240*

Description: Funding is provided for the construction of a new 240-bed skilled care nursing facility at the Retsil Veterans' Home.

	Reappropriation	Appropriation
General Fund - Federal	0	30,730,700
Char/Ed/Penal/Reform/Institutions Account - State	500,000	250,000
State Building Construction Account - State	0	12,000,000
<b>Total</b>	<b>500,000</b>	<b>42,980,700</b>

Comments: The change in funding reflects a switch of \$12 million from Certificates of Participation to the State Building Construction Account. The total funding for the project remains the same as approved in the 2001-03 biennium.

### Department of Veterans' Affairs

#### *Historic District Management Plan (2004-1-850)*

*C 26, L 03, EI, PV, Sec 241*

Description: Funding is provided for a federally mandated requirement related to the demolition of historically significant buildings at the site of the new 240-bed facility at Retsil.

	Reappropriation	Appropriation
Char/Ed/Penal/Reform/Institutions Account - State	0	40,000

Comments: A proviso restricts use to the historic district management plan.

### Department of Veterans' Affairs

#### *Emergency Repairs (2004-1-002)*

*C 26, L 03, EI, PV, Sec 242*

Description: Funding is provided for emergency repairs at the existing facility at Orting.

	Reappropriation	Appropriation
Char/Ed/Penal/Reform/Institutions Account - State	0	300,000

Comments: The amount of funding is reduced from previous years as a result of the construction of the new facility in Retsil. This funding should not be used as a contingency or to fund programmatic or projects which are not in the category of true emergency.

## 2003-05 Capital Budget Project Descriptions

### Department of Veterans' Affairs

#### *Infrastructure Savings (2004-1-851)*

*C 26, L 03, E1, PV, Sec 243*

Description: Provides initial funding of \$1 to establish a project for the transfer of savings from completed preservation and program projects to be used for infrastructure deficiencies or conditions having an adverse effect on current program use, or those where modification will increase life expectancy for the infrastructure supporting a campus or can reduce system operating costs for the institution.

	Reappropriation	Appropriation
State Building Construction Account - State	0	1

Comments: Additional clarifying restrictions on the use of funds transferred to this project account are described in Chapter 26, Laws of 2003, 1st sp.s., Partial Veto, Section 915 (SSB 5401 - 2003-05 Capital Budget). The Office of Financial Management will review and qualify project savings for transfer into this account.

### Department of Veterans' Affairs

#### *Minor Works - Facility Preservation: Orting (2004-1-004)*

*C 26, L 03, E1, PV, Sec 244*

Description: Funding is provided for preservation projects of limited scope at the Orting Soldiers' Home that reduce facility deterioration and increase functionality.

	Reappropriation	Appropriation
State Building Construction Account - State	0	750,000

Comments: Prior to allotment, the Department will furnish the Office of Financial Management with a list of projects in the form of a minor works list.

### Department of Corrections

#### *MCC: 100-Bed Management & Segregation Unit (2000-2-008)*

*C 26, L 03, E1, PV, Sec 250*

Description: Funding is provided to construct a 100-bed segregation unit addition to the intensive management unit at the Monroe Corrections Center (MCC).

	Reappropriation	Appropriation
General Fund - Federal	10,964,679	0
State Building Construction Account - State	8,575,906	18,674,031
<b>Total</b>	<b>19,540,585</b>	<b>18,674,031</b>

Comments: Funding is contingent upon the Department not selling, leasing, or otherwise disposing of the Monroe Honor Farm site prior to December 1, 2004. The Legislature intends that the Monroe Honor Farm site be explored as a possible site for an anaerobic digester to treat dairy waste in Snohomish County as part of the Snohomish Basin BioGas Initiative. The Department is directed to cooperate with local groups pursuing a feasibility study on the appropriateness of the site for the digester.

### Department of Corrections

#### *WSP: Replace Electrical Supply System (2002-1-024)*

*C 26, L 03, E1, PV, Sec 261*

Description: Funding is provided for the installation of a new 12.5 kilovolt substation to the Washington State Penitentiary (WSP) in Walla Walla.

	Reappropriation	Appropriation
State Building Construction Account - State	3,729,706	4,242,715

### Department of Corrections

#### *WSP: Replace Sanitary/Domestic Water Lines (2002-1-026)*

*C 26, L 03, E1, PV, Sec 262*

Description: Funding is provided for phase two of three phases to replace sanitary and domestic water lines at the Washington State Penitentiary in Walla Walla.

	Reappropriation	Appropriation
State Building Construction Account - State	870,000	1,312,167



## 2003-05 Capital Budget Project Descriptions

### Department of Corrections

**MICC: Replace Submarine Electric Power Cable (2004-1-006)**

*C 26, L 03, E1, PV, Sec 265*

Description: Funding is provided to replace McNeil Island Corrections Center's (MICC's) underwater electric supply cable.

	Reappropriation	Appropriation
State Building Construction Account - State	0	4,902,000

Comments: Replacement of the portion of the electric cable that is on the island is deferred until the 2005-07 biennium.

### Department of Corrections

**Minor Works - Facility Preservation (2004-1-001)**

*C 26, L 03, E1, PV, Sec 266*

Description: Funding is provided for minor works facility preservation projects statewide.

	Reappropriation	Appropriation
State Building Construction Account - State	0	4,000,000

### Department of Corrections

**Minor Works - Health, Safety and Code (2004-1-021)**

*C 26, L 03, E1, PV, Sec 267*

Description: Funding is provided for safety, protection of life and health, protection or preservation of critical utilities, and regulatory or code requirements statewide.

	Reappropriation	Appropriation
State Building Construction Account - State	0	4,000,000

### Department of Corrections

**Minor Works - Infrastructure Preservation (2004-1-003)**

*C 26, L 03, E1, PV, Sec 268*

Description: Funding is provided for renovation or replacement of critical utility systems including water, sewer, electrical, stormwater, and steam systems statewide.

	Reappropriation	Appropriation
State Building Construction Account - State	0	4,000,000

### Department of Corrections

**Emergency Repairs (2004-1-036)**

*C 26, L 03, E1, PV, Sec 269*

Description: Funding is provided for statewide emergency and unanticipated repair projects due to damage from natural disasters; unforeseen failure of building elements or utility systems; restoration following an emergency event; and immediate response to code and occupancy deficiencies.

	Reappropriation	Appropriation
Char/Ed/Penal/Reform/Institutions Account - State	0	1,600,000

### Department of Corrections

**WSP: Convert BAR Units from Medium to Close Custody (2004-2-004)**

*C 26, L 03, E1, PV, Sec 270*

Description: Funding is provided to convert the Baker, Adams, and Rainier (BAR) Housing Units at the Washington State Penitentiary in Walla Walla from medium to close security units.

	Reappropriation	Appropriation
State Building Construction Account - State	0	17,809,202

### Department of Corrections

**WSP: North Close Security Compound (2004-2-005)**

*C 26, L 03, E1, PV, Sec 271*

Description: Funding is provided for a predesign study for 1,444 beds and design and construction of 768 close security beds and 100 intensive management unit beds for the new North Close Security Compound at the Washington State Penitentiary in Walla Walla.

	Reappropriation	Appropriation
State Building Construction Account - State	0	133,940,000

## 2003-05 Capital Budget Project Descriptions

Comments: The funding level assumes construction of close custody beds and directly related structures during the 2003-05 biennium. Future projected appropriations in the amount of \$5.8 million are expected to be requested for support structures outside the immediate secure perimeter of the close custody units or for structures that can otherwise be delayed until the 2005-07 biennium without jeopardizing population capacity needs.

### Department of Corrections

#### *Infrastructure Savings (2004-1-850)*

*C 26, L 03, E1, PV, Sec 272*

Description: Provides initial funding of \$1 to establish a project for the transfer of savings from completed preservation and program projects to be used for infrastructure deficiencies or conditions having an adverse effect on current program use or those where modification will increase life expectancy for the infrastructure supporting a facility or reduce system operating costs for the agency. Projects eligible to transfer savings into this project are limited to those funded from the State Building Construction Account.

	Reappropriation	Appropriation
State Building Construction Account - State	0	1

Comments: Additional clarifying restrictions on the use of funds transferred to this project account are described in Chapter 26, Laws of 2003, 1st sp.s., Partial Veto, Section 915 (SSB 5401 - 2003-05 Capital Budget). The Office of Financial Management will review and qualify projects savings for transfer into this account.

### Department of Corrections

#### *Master Planning (2004-4-950)*

*C 26, L 03, E1, PV, Sec 273*

Description: Funding is provided for the Department to contract for master planning services with a minimum six-year planning horizon.

	Reappropriation	Appropriation
State Building Construction Account - State	0	500,000

Comments: The scope of planning work shall be shared and coordinated with the Office of Financial Management and the capital fiscal committees of the Legislature.

### Department of Corrections

#### *WCC: Regional Infrastructure (2004-2-008)*

*C 26, L 03, E1, PV, Sec 274*

Description: Funding is provided for the Department of Corrections' (DOC) share of a regional sewer and water infrastructure plan to extend water and sewer to the Washington Corrections Center (WCC) in Shelton.

	Reappropriation	Appropriation
State Building Construction Account - State	0	4,650,000

Comments: DOC has entered into a partnership with the city of Shelton, the Port of Shelton, the Washington State Patrol, and Mason County for a regional water and sewer system. The project is also receiving federal grants.

### Washington State Criminal Justice Training Commission

#### *School Mapping & Security (2004-4-950)*

*C 26, L 03, E1, PV, Sec 275*

Description: Funding is provided for mapping of schools throughout the state and to make this information available electronically in the event of disasters or incidents.

	Reappropriation	Appropriation
State Building Construction Account - State	0	4,800,000

Comments: Consistent with a pilot project undertaken by the Washington Association of Sheriffs' and Police Chiefs' (WASPC), the Criminal Justice Training Commission shall coordinate this effort with WASPC and the School Safety Committee of the Office of Superintendent of Public Instruction.

## 2003-05 Capital Budget Project Descriptions

### Department of Ecology

#### *Local Toxics Grants to Locals for Cleanup and Prevention (2004-4-008)*

*C 26, L 03, E1, PV, Sec 304*

Description: Grants to local government for site cleanup activities conducted by local governments, local solid waste plan implementation, and public participation efforts.

	Reappropriation	Appropriation
Local Toxics Control Account - State	0	45,000,000

#### *Governor's Veto*

Local Toxics Control Account - State	0	-1,800,000
--------------------------------------	---	------------

<b>Total</b>	<b>0</b>	<b>43,200,000</b>
--------------	----------	-------------------

### Department of Ecology

#### *Low-Level Nuclear Waste Disposal Trench Site Investigation (2004-4-010)*

*C 26, L 03, E1, PV, Sec 307*

Description: Funding is provided for low-level nuclear waste trench site investigation.

	Reappropriation	Appropriation
Site Closure Account - State	0	1,141,415

### Department of Ecology

#### *Water Rights Purchase/Lease (2004-1-005)*

*C 26, L 03, E1, PV, Sec 309*

Description: Appropriation for funding of the water rights acquisition and lease program to restore stream flows and for other beneficial uses. Water purchases/leases will help local communities protect and restore threatened and endangered fish stocks, implement local watershed plans, and plan for future water needs.

	Reappropriation	Appropriation
General Fund - Federal	0	1,500,000

State Drought Preparedness - State	0	1,500,000
------------------------------------	---	-----------

<b>Total</b>	<b>0</b>	<b>3,000,000</b>
--------------	----------	------------------

### Department of Ecology

#### *Water Irrigation Efficiencies (2001-H-010)*

*C 26, L 03, E1, PV, Sec 310*

Description: Funding is provided for grants to conservation districts to assist the agricultural community in implementing water conservation measures.

	Reappropriation	Appropriation
State Building Construction Account - State	0	1,000,000

St/Loc Impr Rev Acct Water Supply Facilities - State	2,650,000	0
--	-----------	---

Water Quality Account - State	3,117,000	0
-------------------------------	-----------	---

<b>Total</b>	<b>5,767,000</b>	<b>1,000,000</b>
--------------	------------------	------------------

### Department of Ecology

#### *Centennial Clean Water Program (2004-4-007)*

*C 26, L 03, E1, PV, Sec 313*

Description: The Centennial Clean Water Program provides grants and loans to public bodies for planning, implementation, design, acquisition, and construction of water pollution control facilities and water infrastructure.

	Reappropriation	Appropriation
State Building Construction Account - State	0	30,452,000

Water Quality Account - State	0	15,948,000
-------------------------------	---	------------

<b>Total</b>	<b>0</b>	<b>46,400,000</b>
--------------	----------	-------------------

## 2003-05 Capital Budget Project Descriptions

Comments: In early versions of the capital budget, both House and Senate-passed bills included proviso language directing that \$8 million of this funding be provided for "water conveyance and infrastructure projects." This proviso language was inadvertently not included in the final budget bill. The Department of Ecology has assessed "water conveyance and infrastructure" projects that will be ready to proceed in FY 2004, and the agency is planning to fund those that address "water quality implementation and planning" consistent with Section 313(7). This may include funding for ongoing implementation of comprehensive irrigation district management plans. The Department of Ecology has indicated that for the 2004 supplemental budget, the Department will develop both a preliminary "Centennial Clean Water Program" project funding list and a "water conveyance and infrastructure" project funding list.

### Department of Ecology

#### *Water Pollution Control Program (2004-4-002)*

*C 26, L 03, E1, PV, Sec 315*

Description: The Water Pollution Control Program provides financial assistance in the form of low-interest loans to state and local governments for high priority water quality projects and grants to acquire and rehabilitate public water systems to improve water quality and public health.

	Reappropriation	Appropriation
Water Pollution Control Revolving Account - State	0	66,663,333
Water Pollution Control Revolving Account - Federal	0	44,466,666
<b>Total</b>	<b>0</b>	<b>111,129,999</b>

### Department of Ecology

#### *Water Supply Facilities Program (2004-4-006)*

*C 26, L 03, E1, PV, Sec 316*

Description: These funds will be used for planning, acquisition, construction, and improvement of water supply and conservation.

	Reappropriation	Appropriation
State Building Construction Account - State	0	6,650,000
St/Loc Impr Rev Acct Water Supply Facilities - State	0	7,000,000
<b>Total</b>	<b>0</b>	<b>13,650,000</b>

### Department of Ecology

#### *Padilla Bay Expansion (2002-2-006)*

*C 26, L 03, E1, PV, Sec 317*

Description: Provides funding to complete the expansion of the Padilla Bay National Estuarine Reserve.

	Reappropriation	Appropriation
General Fund - Federal	1,472,891	2,417,196
State Building Construction Account - State	693,353	568,804
<b>Total</b>	<b>2,166,244</b>	<b>2,986,000</b>

### Department of Ecology

#### *Twin Lake Aquifer Recharge Project (2004-2-951)*

*C 26, L 03, E1, PV, Sec 318*

Description: Funding is provided for the Twin Lakes Aquifer Recharge Project.

	Reappropriation	Appropriation
State Building Construction Account - State	0	750,000

### Department of Ecology

#### *Columbia Basin Ground Water Management (2004-2-952)*

*C 26, L 03, E1, PV, Sec 319*

Description: Funding is provided for ground water management in the Columbia Basin.

	Reappropriation	Appropriation
Water Quality Account - State	0	500,000

## 2003-05 Capital Budget Project Descriptions

### State Parks and Recreation Commission

#### *Lewis & Clark Trail Bicentennial (2000-1-010)*

*C 26, L 03, E1, PV, Sec 320*

Description: Funding is provided to improve public access and interpretation of key areas along the Lewis & Clark route within state parks in commemoration of the bicentennial of the Lewis & Clark expedition.

	Reappropriation	Appropriation
State Building Construction Account - State	700,000	3,337,000

Comments: A proviso requires that the reappropriation be used to renovate facilities and enhance Lewis & Clark trail interpretive facilities at Sacajawea and Fort Canby state parks.

### State Parks and Recreation Commission

#### *Beacon Rock Pierce Trust (2004-2-018)*

*C 26, L 03, E1, PV, Sec 323*

Description: Funding is provided to make improvements to the group camp at Beacon Rock State Park.

	Reappropriation	Appropriation
Parks Renewal and Stewardship Account - State	0	50,000

Comments: A local group contributes annually into a trust to be used for development at Beacon Rock State Park.

### State Parks and Recreation Commission

#### *Minor Works - Facility Preservation (2004-1-001)*

*C 26, L 03, E1, PV, Sec 329*

Description: Funding is provided for repairs and upgrades to state park facilities and infrastructure.

	Reappropriation	Appropriation
State Building Construction Account - State	0	1,837,500
Parks Renewal and Stewardship Account - State	0	5,900,000
<b>Total</b>	<b>0</b>	<b>7,737,500</b>

Comments: A proviso requires that the funding be used to continue minor works projects that reduce the estimated \$300 million deferred maintenance backlog.

### State Parks and Recreation Commission

#### *Fort Worden (2004-1-004)*

*C 26, L 03, E1, PV, Sec 331*

Description: Funding is provided to rehabilitate significant historic buildings and structures within the park.

	Reappropriation	Appropriation
State Building Construction Account - State	0	1,000,000

### State Parks and Recreation Commission

#### *Major Park Renovation-Cama Beach (2002-1-022)*

*C 26, L 03, E1, PV, Sec 333*

Description: Funding is provided for construction of the dining hall.

	Reappropriation	Appropriation
State Building Construction Account - State	2,500,000	0
Parks Renewal and Stewardship Account - State	0	200,000
<b>Total</b>	<b>2,500,000</b>	<b>200,000</b>

Comments: The authority from the Parks Renewal and Stewardship Account is a cash donation to assist in construction of the dining hall.

## 2003-05 Capital Budget Project Descriptions

---

### State Parks and Recreation Commission

#### *Historic Stewardship (2004-1-010)*

*C 26, L 03, E1, PV, Sec 336*

Description: Funding is provided to protect the historic resources in state parks and make them available for public education and enjoyment.

	Reappropriation	Appropriation
State Building Construction Account - State	0	1,000,000

---

### State Parks and Recreation Commission

#### *Park Housing (2002-2-008)*

*C 26, L 03, E1, PV, Sec 337*

Description: Funding is provided to replace existing substandard housing for state park rangers.

	Reappropriation	Appropriation
State Building Construction Account - State	300,000	1,000,000

---

### State Parks and Recreation Commission

#### *Parkland Acquisition (2004-2-013)*

*C 26, L 03, E1, PV, Sec 339*

Description: Funding is provided to purchase new state park properties.

	Reappropriation	Appropriation
Parkland Acquisition Account - State	0	1,000,000

Comments: Proceeds from the sale of state park lands are deposited into the Park Land Acquisition Account. The State Parks and Recreation Commission may expect to sell some of its surplus land during the 2003-05 biennium and purchase other lands more appropriate for state park purposes.

---

### State Parks and Recreation Commission

#### *Iron Horse Trail (2004-2-016)*

*C 26, L 03, E1, PV, Sec 340*

Description: Funding is provided to construct small projects on the Iron Horse Trail State Park.

	Reappropriation	Appropriation
State Building Construction Account - State	0	262,500

Comments: Provisos direct the Commission to file quarterly reports with the Office of Financial Management and by June 30, 2004, to submit a study of potential user fees that could support maintenance, operating, and capital renewal costs for the Commission's three cross-state trails.

---

### State Parks and Recreation Commission

#### *Statewide Boat Pumpout - Federal Clean Vessel Act (2004-4-014)*

*C 26, L 03, E1, PV, Sec 343*

Description: Funding is provided for grants to public and private marinas to establish or replace boat sewage disposal facilities and to educate boaters about clean boating activities.

	Reappropriation	Appropriation
General Fund - Federal	0	1,000,000

Comments: The project is a pass-through grant program distributing funds from the U.S. Fish & Wildlife Service.

---

### State Parks and Recreation Commission

#### *Deception Pass State Park Renovation (2004-1-019)*

*C 26, L 03, E1, PV, Sec 345*

Description: Funding is provided for the renovation of the Deception Pass State Park as described in the park's master plan.

	Reappropriation	Appropriation
State Building Construction Account - State	0	250,000

Comments: A proviso directs that the funding is to be used for design and permits for the park and marine crew relocation.

## 2003-05 Capital Budget Project Descriptions

### State Parks and Recreation Commission

#### *Emergency Repairs (2004-1-012)*

*C 26, L 03, E1, PV, Sec 346*

Description: Funding is provided for emergency and unanticipated repair projects due to damage from natural disasters, unforeseen failure of building elements or utility systems, restoration following an emergency event, and immediate response to code and occupancy deficiencies.

	Reappropriation	Appropriation
State Building Construction Account - State	0	500,000

### State Parks and Recreation Commission

#### *Facility Assessment (2004-2-011)*

*C 26, L 03, E1, PV, Sec 347*

Description: Funding is provided to continue implementation of the condition assessment program of state park facilities, which identifies future capital improvements.

	Reappropriation	Appropriation
Parks Renewal and Stewardship Account - State	0	150,000

Comments: A proviso requires the State Parks and Recreation Commission to submit a report to the Legislature by October 15, 2003 regarding the current condition and prospective content of the state park system at its centennial in 2013.

### State Parks and Recreation Commission

#### *Recreation Development (2004-2-002)*

*C 26, L 03, E1, PV, Sec 348*

Description: Funding is provided to expand recreational experiences across the state and to add new revenue generated capacity.

	Reappropriation	Appropriation
State Building Construction Account - State	0	2,900,000

Comments: A proviso requires that \$100,000 be used to retain a consultant to conduct a predesign study for a headquarters building in Thurston County. The predesign is to compare a new leased facility against options to build and to evaluate appropriate funding strategies. A proviso requires that \$900,000 be used to install fee collection stations at selected parks statewide.

### State Parks and Recreation Commission

#### *Fort Canby Improvements (2004-2-850)*

*C 26, L 03, E1, PV, Sec 349*

Description: Funding is provided for improvements at Fort Canby State Park.

	Reappropriation	Appropriation
State Building Construction Account - State	0	750,000

Comments: A proviso requires that funding be used to acquire Realvest Upland area property.

### Interagency Committee for Outdoor Recreation

#### *Washington Wildlife and Recreation Program (WWRP) (2004-4-002)*

*C 26, L 03, E1, PV, Sec 354*

Description: This program provides grants to local governments and state agencies to acquire and develop local and state parks, water access sites, trails, critical wildlife habitat, natural areas, and urban wildlife habitat.

	Reappropriation	Appropriation
Outdoor Recreation Account - State	0	22,500,000
Habitat Conservation Account - State	0	22,500,000
<b>Total</b>	<b>0</b>	<b>45,000,000</b>

Comments: The specific list of approved projects is on page 452 (LEAP Capital Document No. 2003-45).

## 2003-05 Capital Budget Project Descriptions

### Interagency Committee for Outdoor Recreation

#### *Firearms and Archery Range Recreation Program (FARR) (2004-4-006)*

*C 26, L 03, E1, PV, Sec 356*

Description: The Firearms and Archery Range Recreation Program provides grants to local governments, state agencies, and nonprofit organizations to acquire, develop, and renovate public and private nonprofit firearm and archery training, practice, and recreation facilities.

	Reappropriation	Appropriation
Firearms Range Account - State	0	150,000

### Interagency Committee for Outdoor Recreation

#### *Hatchery Management Program (2004-4-010)*

*C 26, L 03, E1, PV, Sec 358*

Description: The Hatchery Management Program provides federal grants to tribal governments, federal agencies, and state agencies to develop guidelines and implement projects that improve hatchery management.

	Reappropriation	Appropriation
General Fund - Federal	0	10,000,000

### Interagency Committee for Outdoor Recreation

#### *Land and Water Conservation Fund (LWCF) (2004-4-007)*

*C 26, L 03, E1, PV, Sec 360*

Description: The Land and Water Conservation Program provides grants to local governments, park districts, port districts, tribal governments, and state agencies to assist in preserving, developing, and assuring recreation facilities.

	Reappropriation	Appropriation
General Fund - Federal	0	5,735,000

### Interagency Committee for Outdoor Recreation

#### *National Recreation Trails Program (NRTP) (2004-4-008)*

*C 26, L 03, E1, PV, Sec 363*

Description: The National Recreation Trails Program provides federal grants to nonprofit organizations, municipal subdivisions (cities, towns, counties, port districts, park and recreation districts, and school districts), tribal governments, state agencies, and federal agencies (Forest Service, Park Service, etc.) to develop or maintain recreational trails and trailside or trailhead facilities.

	Reappropriation	Appropriation
General Fund - Federal	0	2,260,000

### Interagency Committee for Outdoor Recreation

#### *Nonhighway and Off-Road Vehicle Activities Program (NOVA) (2004-4-004)*

*C 26, L 03, E1, PV, Sec 366*

Description: The Nonhighway and Off-Road Vehicle Activities Program provides grants to local governments, tribal governments, and state agencies to develop and manage recreation facilities for off-road vehicles, hikers, equestrian, bicyclists, and other users of nonhighway roads.

	Reappropriation	Appropriation
NOVA Program Account - State	0	6,226,310

Comments: A proviso requires that \$450,000 of the appropriation must be used for off-road vehicle and other recreational activities on Department of Natural Resources lands for FY 2004. The estimated additional revenue from the gas tax increase that is included in the appropriation, \$325,000, is to be used for trails and related facilities for motorized and non-motorized uses in state parks.



## 2003-05 Capital Budget Project Descriptions

### Interagency Committee for Outdoor Recreation

#### *Salmon Recovery Fund Board Programs (SRFB) (2004-4-001)*

*C 26, L 03, E1, PV, Sec 369*

Description: This program provides grants to local government subdivisions (cities, towns, counties, port districts, park and recreation districts, conservation districts, and school districts), tribal governments, private landowners, and state agencies for salmon habitat protection and restoration projects and related programs and activities.

	Reappropriation	Appropriation
General Fund - Federal	0	34,375,000
State Building Construction Account - State	0	12,000,000
<b>Total</b>	<b>0</b>	<b>46,375,000</b>

### Interagency Committee for Outdoor Recreation

#### *Boating Facilities Program (BFP) (2004-4-003)*

*C 26, L 03, E1, PV, Sec 371*

Description: The Boating Facilities Program provides grants to local governments, tribal governments, and state agencies to acquire, develop and renovate motorized recreational boating facilities on fresh and saltwater. Both shoreline and boating-related upland projects are eligible for consideration in this program.

	Reappropriation	Appropriation
Recreation Resources Account - State	0	7,506,959

### Interagency Committee for Outdoor Recreation

#### *Boating Infrastructure Grant Program (BIG) (2004-4-009)*

*C 26, L 03, E1, PV, Sec 373*

Description: The Boating Infrastructure Grant Program provides federal grants to counties, cities, and towns, state agencies, port districts, tribal governments, private marinas with facilities open to the general public, and nonprofit organizations for facilities providing services to recreational motorboats 26 feet and larger.

	Reappropriation	Appropriation
General Fund - Federal	0	2,000,000

### Interagency Committee for Outdoor Recreation

#### *Family Forest Fish Blockages Program (2004-4-011)*

*C 26, L 03, E1, PV, Sec 374*

Description: The Family Forest Fish Blockage Program provides grants to family forest owners to pay for the replacement of fish migration blockages on privately-owned family forest land. Replacement of these blockages is required by the Forests and Fish Act.

	Reappropriation	Appropriation
State Building Construction Account - State	0	2,000,000

### Interagency Committee for Outdoor Recreation

#### *Aquatic Lands Enhancement Grants (2004-4-018)*

*C 26, L 03, E1, PV, Sec 377*

Description: Funds are provided for grants to local and tribal governments for public access and habitat improvements to aquatic resources.

	Reappropriation	Appropriation
Aquatic Lands Enhancement Account - State	0	5,356,400

Comments: The list of approved projects is on page 456 (LEAP Capital Document No. 2003-32).

### State Conservation Commission

#### *Skykomish Flood Mitigation Project (2001-H-013)*

*C 26, L 03, E1, PV, Sec 378*

Description: Funding is provided for a flood mitigation project in the Skykomish River.

	Reappropriation	Appropriation
State Building Construction Account - State	300,000	181,000

## 2003-05 Capital Budget Project Descriptions

### State Conservation Commission

#### *Conservation Reserve Enhancement Program (2004-4-004)*

*C 26, L 03, EI, PV, Sec 379*

Description: Funding is provided for the Conservation Commission to provide grants to conservation districts to give landowners technical assistance in the development of their riparian restoration plans and provides financial assistance to help with implementation of those plans.

	Reappropriation	Appropriation
State Building Construction Account - State	0	2,000,000

Comments: The Conservation Reserve Enhancement Program is a partnership with the U.S. Department of Agriculture to offer payment and technical assistance to private landowners for part of the cost of protecting lands adjacent to salmon-critical streams for up to 15 years. The amount of state participation is subject to appropriation.

### State Conservation Commission

#### *Dairy Nutrient Management Grants Program (2002-4-002)*

*C 26, L 03, EI, PV, Sec 380*

Description: Funding is provided for the Conservation Commission to make grants to conservation districts to assist dairy operators in the management of dairy waste. Conservation districts are expected to use grant funds from the new appropriation to provide engineering technical assistance to landowners.

	Reappropriation	Appropriation
Water Quality Account - State	350,000	1,600,000

### State Conservation Commission

#### *Puget Sound District Grants (2004-4-005)*

*C 26, L 03, EI, PV, Sec 381*

Description: Funding is provided for the Conservation Commission to make grants to conservation districts to address water quality problems identified in the Puget Sound Water Quality Work Plan.

	Reappropriation	Appropriation
Water Quality Account - State	0	840,000

### State Conservation Commission

#### *Water Quality Grants Program (2004-4-002)*

*C 26, L 03, EI, PV, Sec 382*

Description: Funding is provided for the Conservation Commission to make grants to conservation districts for the planning, design, and implementation of best management practices to control nonpoint water pollution.

	Reappropriation	Appropriation
State Building Construction Account - State	0	3,500,000

### Department of Fish and Wildlife

#### *Fish Screens (2001-H-011)*

*C 26, L 03, EI, PV, Sec 383*

Description: Funding is provided to inventory, design, construct, and install fish screens and byways.

	Reappropriation	Appropriation
General Fund - Federal	500,000	0
State Building Construction Account - State	1,000,000	1,000,000
<b>Total</b>	<b>1,500,000</b>	<b>1,000,000</b>

Comments: A proviso requires that the funds be used for the inventory, design, construction, and installation of fish screens and byways and directs the Department of Fish and Wildlife to contract for the design, construction, and installation of fish screens to the extent practicable and cost effective. The funds appropriated are to be used to match federal funds appropriated under HR 1444, the federal Fisheries Restoration and Irrigation Mitigation Act of 2000.

## 2003-05 Capital Budget Project Descriptions

### Department of Fish and Wildlife

#### *Facility, Infrastructure, Lands, and Access Condition Improvement (2004-1-003)*

*C 26, L 03, EI, PV, Sec 389*

Description: Funding is provided to develop, design, and construct improvements to Washington Department of Fish and Wildlife (WDFW) facilities statewide.

	Reappropriation	Appropriation
General Fund - Federal	0	600,000
State Building Construction Account - State	0	3,875,000
<b>Total</b>	<b>0</b>	<b>4,475,000</b>

Comments: A proviso requires that \$301,000 of the State Building Construction Account appropriation be used for improvements at the Centralia game farm.

### Department of Fish and Wildlife

#### *Fish & Wildlife Opportunity Improvements (2004-2-006)*

*C 26, L 03, EI, PV, Sec 390*

Description: Funding is provided to develop, design, and construct improvements to WDFW recreational sites.

	Reappropriation	Appropriation
Warm Water Game Fish Account - State	0	550,000
Wildlife Account - State	0	1,500,000
<b>Total</b>	<b>0</b>	<b>2,050,000</b>

### Department of Fish and Wildlife

#### *Fish and Wildlife Population and Habitat Protection (2004-1-002)*

*C 26, L 03, EI, PV, Sec 397*

Description: Funding is provided to design and construct improvements to WDFW facilities statewide and to acquire and improve critical habitat.

	Reappropriation	Appropriation
General Fund - Federal	0	2,830,000
General Fund - Local	0	3,500,000
State Building Construction Account - State	0	2,400,000
Wildlife Account - State	0	1,700,000
<b>Total</b>	<b>0</b>	<b>10,430,000</b>

Comments: Provisos require that \$400,000 of the Wildlife Account appropriation be used for upland wildlife habitat and \$500,000 of the Wildlife Account appropriation be used to maintain existing leases in the Snake River region and to make additional agreements with landowners.

### Department of Fish and Wildlife

#### *Hatchery Reform, Retrofits, and Condition Improvement (2004-1-001)*

*C 26, L 03, EI, PV, Sec 398*

Description: Funding is provided for the design and construction of projects to bring hatchery facilities into compliance with state and federal water quality and water quantity requirements and the requirements of the federal Endangered Species Act.

	Reappropriation	Appropriation
General Fund - Federal	0	4,500,000
General Fund - Local	0	1,500,000
State Building Construction Account - State	0	7,700,000
Wildlife Account - State	0	200,000
<b>Total</b>	<b>0</b>	<b>13,900,000</b>

Comments: Provisos require that \$400,000 of the State Building Construction Account appropriation be used for facility improvements at the Naselle hatchery; \$1.3 million of the State Building Construction Account appropriation be used for facility improvements at the Tokul Creek hatchery; and \$200,000 of the State Wildlife Account appropriation be used for design of the Grandy Creek capture and acclimation pond.

## 2003-05 Capital Budget Project Descriptions

### Department of Fish and Wildlife

#### *Internal and External Partnership Improvements (2004-1-007)*

*C 26, L 03, E1, PV, Sec 399*

Description: Funding is provided to develop, design, and construct mitigation work with external and internal partners.

	Reappropriation	Appropriation
General Fund - Federal	0	4,000,000
General Fund - Local	0	2,000,000
Special Wildlife Account - State	0	50,000
Special Wildlife Account - Federal	0	400,000
Special Wildlife Account - Local	0	50,000
<b>Total</b>	<b>0</b>	<b>6,500,000</b>

### Department of Fish and Wildlife

#### *WDFW Energy Savings (2004-1-016)*

*C 26, L 03, E1, PV, Sec 400*

Description: Funding is provided for the Department to implement energy conservation measures.

	Reappropriation	Appropriation
State Building Construction Account - State	0	500,000

Comments: In its budget submittal, the Department projected no operating impacts from this project in future biennia.

### Department of Fish and Wildlife

#### *Wind Power Mitigation (2004-2-850)*

*C 26, L 03, E1, PV, Sec 401*

Description: Funding is provided to acquire strategically important critical wildlife habitat as mitigation for the development of wind power projects.

	Reappropriation	Appropriation
State Building Construction Account - State	0	500,000
<i>Governor's Veto</i>		
State Building Construction Account - State	0	-500,000
<b>Total</b>	<b>0</b>	<b>0</b>

Comments: A proviso directs the Department to develop and implement a wind power alternative mitigation program to maximize the habitat value of mitigation funds and streamline the mitigation process for wind power projects.

This appropriation was vetoed by the Governor.

### Department of Fish and Wildlife

#### *Youth Sportfishing Program (2004-2-017)*

*C 26, L 03, E1, PV, Sec 402*

Description: Funding is provided for the Youth Sportfishing Program to facilitate an organized approach to optimize youth fishing opportunities.

	Reappropriation	Appropriation
Wildlife Account - State	0	250,000

### Department of Fish and Wildlife

#### *Region 1 Office - Spokane (2004-2-009)*

*C 26, L 03, E1, PV, Sec 403*

Description: Funding is provided to construct an office complex for the Department's eastern region.

	Reappropriation	Appropriation
State Building Construction Account - State	0	3,900,000

Comments: A proviso requires that the \$3.9 million State Building Construction Account appropriation be used to construct the eastern region office complex at Mirabeau Point.

## 2003-05 Capital Budget Project Descriptions

### Department of Fish and Wildlife

#### *Deschutes Hatchery (2004-2-011)*

*C 26, L 03, E1, PV, Sec 404*

Description: Funding is provided for a predesign assessment for a hatchery on the Deschutes River.

	Reappropriation	Appropriation
State Building Construction Account - State	0	350,000

Comments: A proviso requires the Department to contract for a predesign assessment of alternatives for the Deschutes hatchery and report the results of the assessment to the Office of Financial Management and the Legislature.

### Department of Natural Resources

#### *Minor Works (2002-2-001)*

*C 26, L 03, E1, PV, Sec 406*

Description: Funds are reappropriated for minor works projects.

	Reappropriation	Appropriation
Forest Development Account - State	512,460	0
Resource Management Cost Account - State	964,932	0
State Building Construction Account - State	911,150	0
Agricultural College Trust Management Account - State	137,900	0
<b>Total</b>	<b>2,526,442</b>	<b>0</b>

Comments: The funding is for projects 2002-2-001 and 2000-2-011.

### Department of Natural Resources

#### *Minor Works - Facility Preservation (2004-1-002)*

*C 26, L 03, E1, PV, Sec 408*

Description: Funding is provided for minor works and preservation of existing Department-owned buildings and facilities.

	Reappropriation	Appropriation
Forest Development Account - State	0	224,900
Resource Management Cost Account - State	0	389,700
State Building Construction Account - State	0	150,000
Agricultural College Trust Management Account - State	0	49,200
<b>Total</b>	<b>0</b>	<b>813,800</b>

### Department of Natural Resources

#### *Agricultural Asset Preservation (2004-1-017)*

*C 26, L 03, E1, PV, Sec 409*

Description: Funding is provided for the scheduled repair and replacement of infrastructure equipment on agricultural trust land.

	Reappropriation	Appropriation
Resource Management Cost Account - State	0	100,000

### Department of Natural Resources

#### *Commercial Development/Local Improvement Districts (2004-2-009)*

*C 26, L 03, E1, PV, Sec 410*

Description: Funding is provided for the Department to participate in local improvement districts, various developer agreements, irrigation assessments, and utility extensions to enhance the value of federally-granted trust lands.

	Reappropriation	Appropriation
Resource Management Cost Account - State	0	100,000

### Department of Natural Resources

#### *Communication Site Repairs (2004-1-024)*

*C 26, L 03, E1, PV, Sec 411*

Description: Funding is provided for repair and maintenance activities on communication sites owned and managed by the Department.

	Reappropriation	Appropriation
Forest Development Account - State	0	50,000
Resource Management Cost Account - State	0	150,000
<b>Total</b>	<b>0</b>	<b>200,000</b>

## 2003-05 Capital Budget Project Descriptions

### Department of Natural Resources

#### *Community and Technical College Trust Land Acquisition (2004-2-014)*

*C 26, L 03, E1, PV, Sec 412*

Description: Funding is provided to acquire income-producing lands to benefit the Community and Technical College Forest Reserve Trust.

	Reappropriation	Appropriation
Comm/Tech College Forest Reserve Account - State	0	96,000

### Department of Natural Resources

#### *Forest Legacy (2004-2-015)*

*C 26, L 03, E1, PV, Sec 413*

Description: Funding is provided to acquire conservation easements on forest land.

	Reappropriation	Appropriation
General Fund - Federal	0	6,000,000

Comments: The Forest Legacy Program acquires development rights (conservation easements) from forest landowners who could develop their property for residential or commercial use. The program is funded by grants administered by the U.S. Forest Service.

### Department of Natural Resources

#### *Hazardous Waste Removal (2004-1-006)*

*C 26, L 03, E1, PV, Sec 414*

Description: Funding is provided to clean up hazardous waste on trust lands managed by the Department of Natural Resources.

	Reappropriation	Appropriation
Forest Development Account - State	0	25,000
Resource Management Cost Account - State	0	25,000
<b>Total</b>	<b>0</b>	<b>50,000</b>

### Department of Natural Resources

#### *Land Bank (2004-2-013)*

*C 26, L 03, E1, PV, Sec 415*

Description: Funding is provided to the Land Bank, through which the Department will acquire desirable land, dispose of undesirable assets, and maintain or enhance the state trust land base.

	Reappropriation	Appropriation
Resource Management Cost Account - State	0	5,000,000

### Department of Natural Resources

#### *Marine Station Public Access (2004-2-019)*

*C 26, L 03, E1, PV, Sec 416*

Description: Funding is provided to continue conversion of the Department's marine station at Gull Harbor in Budd Inlet of Puget Sound to an aquatic lands educational reserve and shoreline access site.

	Reappropriation	Appropriation
Aquatic Lands Enhancement Account - State	0	100,000

### Department of Natural Resources

#### *Minor Works - Health, Safety, & Code (2004-2-001)*

*C 26, L 03, E1, PV, Sec 417*

Description: Funding is provided for health and safety improvements to Department-owned buildings and in the general work environment.

	Reappropriation	Appropriation
Forest Development Account - State	0	133,400
Resource Management Cost Account - State	0	232,000
Agricultural College Trust Management Account - State	0	29,000
<b>Total</b>	<b>0</b>	<b>394,400</b>

## 2003-05 Capital Budget Project Descriptions

### Department of Natural Resources

#### *Mobile Radio System Upgrade (2004-2-022)*

*C 26, L 03, E1, PV, Sec 418*

Description: Funding is provided for improvements to the Department's mobile radio communication infrastructure necessary to meet federal standards. Work includes replacement of radio towers and related equipment.

	Reappropriation	Appropriation
Forest Development Account - State	0	227,400
Resource Management Cost Account - State	0	386,500
State Building Construction Account - State	0	1,659,800
<b>Total</b>	<b>0</b>	<b>2,273,700</b>

### Department of Natural Resources

#### *Natural Area Facilities Preservation (2004-1-016)*

*C 26, L 03, E1, PV, Sec 419*

Description: Funding is provided to preserve the facilities and infrastructure of Natural Area Preserves and Natural Resource Conservation Areas (NRCAs).

	Reappropriation	Appropriation
State Building Construction Account - State	0	185,000

### Department of Natural Resources

#### *Natural Resource Real Property Replacement (2004-2-012)*

*C 26, L 03, E1, PV, Sec 420*

Description: Funding is provided to acquire replacement trust land.

	Reappropriation	Appropriation
Nat Res Real Property Replacement - State	0	20,000,000

Comments: Certain trust lands are not desirable for retention because of low revenue generation potential, environmental sensitivity, or other management factors. RCW 79.01.009 authorizes the Department to transfer these lands to public agencies, such as school districts and counties. Proceeds from the transfers are deposited in the Natural Resources Real Property Replacement Account and are used to acquire replacement trust property.

### Department of Natural Resources

#### *Trust Land Transfer Program (2004-2-010)*

*C 26, L 03, E1, PV, Sec 421*

Description: Funding is provided to purchase or lease identified trust lands for transfer to local governments, the State Parks and Recreation Commission, the Department of Fish and Wildlife, or the Department of Natural Resources as natural areas.

	Reappropriation	Appropriation
Nat Res Real Property Replacement - State	0	11,000,000
State Building Construction Account - State	0	55,000,000
<b>Total</b>	<b>0</b>	<b>66,000,000</b>

Comments: LEAP Capital Document No. 2003-17 on page 455 is the specific list of properties adopted by the Legislature. The Department is to execute these trust land transfers so that 80 percent of the State Building Construction Account appropriation is deposited into the Common School Construction Account.

The capital budget appropriation pays costs associated with transfers and the purchase of replacement land, and there is no operating impact associated with transactions if replacement parcels are purchased during the 2003-05 biennium. In the 2005-07 biennium, these impacts are projected to be \$350,600.

### Department of Natural Resources

#### *Real Estate Repair, Maintenance, and Tenant Improvements (2004-1-005)*

*C 26, L 03, E1, PV, Sec 422*

Description: Funding is provided for planned and emergency repairs and preventive maintenance of commercial properties managed by the Department.

	Reappropriation	Appropriation
Resource Management Cost Account - State	0	1,200,000

## 2003-05 Capital Budget Project Descriptions

### Department of Natural Resources

#### *Recreation Facilities Preservation (2004-1-011)*

*C 26, L 03, E1, PV, Sec 423*

Description: Funding is provided to repair and improve recreation facilities for public safety, Americans with Disabilities Act upgrades, environmental protection, and preservation of state-owned assets.

	Reappropriation	Appropriation
State Building Construction Account - State	0	225,000

### Department of Natural Resources

#### *Right-of-Way Acquisition (2004-2-007)*

*C 26, L 03, E1, PV, Sec 424*

Description: Funding is provided to acquire right-of-way access to Department-managed lands.

	Reappropriation	Appropriation
Forest Development Account - State	0	100,000
Resource Management Cost Account - State	0	400,000
<b>Total</b>	<b>0</b>	<b>500,000</b>

### Department of Natural Resources

#### *Riparian Open Space Program (2004-2-023)*

*C 26, L 03, E1, PV, Sec 425*

Description: Funding is provided for the Department to acquire, at the request of a landowner, fee title or a permanent conservation easement to productive forest land within a riparian (stream) channel migration zone.

	Reappropriation	Appropriation
Resource Management Cost Account - State	0	1,500,000
State Building Construction Account - State	0	1,000,000
<b>Total</b>	<b>0</b>	<b>2,500,000</b>

### Department of Natural Resources

#### *Small Timber Landowner Program (2004-2-003)*

*C 26, L 03, E1, PV, Sec 426*

Description: Funding is provided for the Department to purchase conservation easements along sensitive aquatic areas from small forest landowners willing to sell or donate such land.

	Reappropriation	Appropriation
State Building Construction Account - State	0	2,000,000

### Department of Natural Resources

#### *Statewide Estuarine Restoration Projects (2004-2-021)*

*C 26, L 03, E1, PV, Sec 427*

Description: Funding is provided for activities to restore the ecological health on state-owned aquatic lands.

	Reappropriation	Appropriation
Aquatic Lands Enhancement Account - State	0	200,000

### Department of Natural Resources

#### *Wetland Grants (2004-2-004)*

*C 26, L 03, E1, PV, Sec 428*

Description: Funding is provided to acquire wetlands as Natural Area Preserves and Natural Resources Conservation Areas (NRCA).

	Reappropriation	Appropriation
General Fund - Federal	0	500,000

Comments: The Wetlands Conservation Program acquires wetlands to add to existing natural areas managed by the Department. The Department has received federal funds through competitive processes under the North American Wetlands Conservation Act and the National Coastal Wetlands Conservation Act.



## 2003-05 Capital Budget Project Descriptions

### Department of Natural Resources

#### *Digitize Geology Library Collections (2004-1-950)*

*C 26, L 03, E1, PV, Sec 429*

Description: Funding is provided to convert the Department's geology library collections and resources to a digital format.

	Reappropriation	Appropriation
State Building Construction Account - State	0	900,000

#### *Governor's Veto*

State Building Construction Account - State	0	-900,000
---	---	----------

<b>Total</b>	<b>0</b>	<b>0</b>
--------------	----------	----------

Comments: The appropriation was vetoed by the Governor.

### Department of Agriculture

#### *Fair Improvements (2004-4-850)*

*C 26, L 03, E1, PV, Sec 430*

Description: Funding is provided for the Department of Agriculture to make grants to agricultural fairs and youth shows for health and safety improvements.

	Reappropriation	Appropriation
State Building Construction Account - State	0	200,000

### Washington State Patrol

#### *Seattle Toxicology Lab (2000-2-009)*

*C 26, L 03, E1, PV, Sec 501*

Description: Funding is provided to complete the construction of new toxicology laboratory space at the Seattle Crime Laboratory.

	Reappropriation	Appropriation
State Building Construction Account - State	0	800,000

### Washington State Patrol

#### *Minor Works - Facility Preservation: Fire Training Academy (2004-1-001)*

*C 26, L 03, E1, PV, Sec 502*

Description: Funding is provided for minor works preservation priorities for critical repair, renewal, and replacement projects to preserve existing structures and facilities.

	Reappropriation	Appropriation
State Building Construction Account - State	0	250,000

Comments: Road maintenance was part of the list considered and approved by the Legislature.

### Washington State Patrol

#### *Spokane Crime Laboratory Construction (2002-2-013)*

*C 26, L 03, E1, PV, Sec 503*

Description: Funding is provided for site acquisition, development, and relocation of the existing crime laboratory, personnel, and equipment now located in the basement of the Spokane Public Services Building.

	Reappropriation	Appropriation
State Building Construction Account - State	0	11,365,000

### Washington State Patrol

#### *Vancouver Crime Lab - Design / Construction (2002-2-010)*

*C 26, L 03, E1, PV, Sec 504*

Description: Funding is provided for design and construction of a new crime laboratory for the Vancouver area.

	Reappropriation	Appropriation
State Building Construction Account - State	0	10,000,000

Comments: According to agency testimony, this project is intended to eliminate the necessity of the existing limited service crime laboratory in Kelso as well as expanding crime laboratory services in the Clark County area.

## 2003-05 Capital Budget Project Descriptions

### Department of Transportation

#### *Port of Everett Satellite Barge Facility (2004-4-950)*

*C 26, L 03, E1, PV, Sec 509*

Description: Funding is provided for a rail barge facility to compliment the Port of Everett's existing deep water marine terminals.

	Reappropriation	Appropriation
Multimodal Transportation Account - State	0	15,500,000

Comments: The appropriation is contingent upon an Office of Financial Management finding that the project is necessary to meet the needs of a major manufacturing tenant. The Department shall report to the Legislature at least ten days before transmittal of funds. This project is related to the state's efforts regarding infrastructure necessary to accommodate Boeing's proposed 7E7.

### State Board of Education

#### *Resource Efficiency Pilot Project (2004-4-851)*

*C 26, L 03, E1, PV, Sec 604*

Description: Funds are provided for pilot projects on high performance and sustainable school building standards.

	Reappropriation	Appropriation
State Building Construction Account - State	0	1,500,000

Comments: Of the appropriation, \$1.35 million is to assist with the design and construction costs related to high performance and sustainable building standards for five K-12 schools. In addition, funding up to \$150,000 is for development of a technical manual and to integrate it with other construction manuals, policies, and rules. The State Board is to report to the Legislature on the potential for sustainable building practices to reduce expenditures for school construction.

### State Board of Education

#### *School Construction Assistance Grants (2004-4-001)*

*C 26, L 03, E1, PV, Sec 606*

Description: Funds are provided as state matching grants for school construction and renovation. The amount provided is based on the estimates from the State Board of Education on the number of construction-ready projects in the upcoming biennium and on matching rates and cost factors in the State Board's rules.

	Reappropriation	Appropriation
State Building Construction Account - State	0	118,050,000
Common School Construction Account - State	0	281,718,513
<b>Total</b>	<b>0</b>	<b>399,768,513</b>

Comments: Of the total appropriation, \$397.8 million is provided for school construction matching grants. This includes \$32.8 million to increase the per square foot area cost allowance to \$125.32 in FY 2004 and \$129.80 in FY 2005, compared to \$110.32 currently. Additionally, the sum of \$2 million is provided for capital improvements and instructional equipment at Skills Centers.

The Common School Construction Fund receives revenue from a variety of sources. The following revenue streams are expected to be deposited into the fund to support the 2003-05 appropriation: \$96.4 million from timber trust revenues; \$44 million of state bonds is provided through the Trust Land Transfer Program that provides revenue for school construction when the timber on certain school parcels is determined to be unharvestable and the parcels have alternative uses; \$27 million from Education Savings Account transfers that are derived from state agency under-expenditures; \$21.2 million from interest earnings, federal funds, and other transfers; and \$67.4 million from the Education Construction Account.

### State Board of Education

#### *Port Angeles School District North Olympic Skill Center (2004-4-852)*

*C 26, L 03, E1, PV, Sec 607*

Description: Funds are provided to complete the construction of the North Olympic Skills Center.

	Reappropriation	Appropriation
State Building Construction Account - State	0	2,000,000

## 2003-05 Capital Budget Project Descriptions

### Public Schools

#### *State School Construction Assistance Program Staff (2004-2-001)*

*C 26, L 03, E1, PV, Sec 608*

Description: Funding is provided for staff for the State School Construction Assistance Program.

	Reappropriation	Appropriation
Common School Construction Account - State	0	2,038,390

### State School for the Blind

#### *Boiler House Renovation/Electrical Vault Replacement (2004-1-001)*

*C 26, L 03, E1, PV, Sec 613*

Description: Funding is provided for renovation of the Boiler House Building, demolition and replacement of two electrical vaults, and related seismic improvements.

	Reappropriation	Appropriation
State Building Construction Account - State	0	668,000

### State School for the Blind

#### *Campus Preservation (2004-1-004)*

*C 26, L 03, E1, PV, Sec 614*

Description: Funding is provided to complete planned maintenance projects, both interior and exterior, based on the School's ten-year planning process.

	Reappropriation	Appropriation
State Building Construction Account - State	0	770,000

### State School for the Blind

#### *Kennedy, Dry and Irwin Buildings Preservation (2004-1-002)*

*C 26, L 03, E1, PV, Sec 615*

Description: Funding is provided for renovations to the Kennedy recreation and physical education building and utility improvements to the Irwin and Dry buildings.

	Reappropriation	Appropriation
State Building Construction Account - State	0	2,279,000

### University of Washington

#### *UW Bothell /Cascadia CC - SR522 Offramp (2002-2-014)*

*C 26, L 03, E1, PV, Sec 620*

Description: Design funds for the offramp are reappropriated.

	Reappropriation	Appropriation
State Building Construction Account - State	4,780,000	0

#### *Governor's Veto*

State Building Construction Account - State	-4,780,000	0
<b>Total</b>	<b>0</b>	<b>0</b>

Comments: The Legislature intended to appropriate funds for construction of the offramp in a future transportation budget. The Governor vetoed this section, eliminating unspent design funds.

### University of Washington

#### *UW Johnson Hall Renovation (2004-1-005)*

*C 26, L 03, E1, PV, Sec 627*

Description: Funds are provided to completely renovate Johnson Hall on the Seattle campus. The project will address seismic, health, safety, and code requirements to ensure the long-term preservation of 70-year old architecture, replace building systems, and reconfigure space to serve biology, geology, psychology, earth, and space science department occupants more efficiently, providing modern labs and classrooms.

	Reappropriation	Appropriation
State Building Construction Account - State	0	16,103,000
UW Building Account - State	0	15,552,000
Gardner-Evans Higher Education Construction Acct - State	0	21,400,000
<b>Total</b>	<b>0</b>	<b>53,055,000</b>

## 2003-05 Capital Budget Project Descriptions

### University of Washington

#### *UW Emergency Power Expansion - Phase II (2004-1-024)*

*C 26, L 03, E1, PV, Sec 628*

Description: Funds are provided principally for project management and consultant services to start the second phase of a multi-biennial power expansion project. This phase revises the campus distribution system, connecting buildings currently without adequate backup power to central generators whose capacity to support additional loads was improved during the 2001-03 biennium.

	Reappropriation	Appropriation
State Building Construction Account - State	0	3,500,000
UW Building Account - State	700,000	2,448,000
<b>Total</b>	<b>700,000</b>	<b>5,948,000</b>

Comments: Savings anticipated by the University in closing out the 2002 project (Phase 1) are reappropriated.

### University of Washington

#### *Preventive Facility Maintenance & Building System Repairs (2004-1-950)*

*C 26, L 03, E1, PV, Sec 629*

Description: Omnibus funding is provided to maintain and repair state-owned University facilities housing educational and general programs of the institution to optimize environmental conditions for current occupants and extend the useful life of plant assets.

	Reappropriation	Appropriation
Education Construction Account - State	0	20,108,000

Comments: This capital project does not require a "minor works list" to be filed with the Office of Financial Management (OFM) to document how state funds will be applied, but OFM is expected to require some documentation that the funds are spent as intended. The Legislature expects University officials to proactively address day-to-day needs of campus facilities giving attention to those buildings in better relative condition or used intensely so as to mitigate future years' demand on the state for significant capital investments to restore the functionality of a built structure for its current use. Project funds may be used to support plant crews, for routine or emergent mechanical adjustments, system or structure repairs, and other minor works by state or contract employees where use of the appropriation extends the remaining useful life of facilities, major building systems, or keeps existing facilities safe and functioning normally. This omnibus capital project replaces a general fund reduction in the 2003-05 biennium operating budget base that historically has been available and spent on plant exclusive of utilities, security, janitorial services, and groundskeeping for building and system maintenance.

### University of Washington

#### *Facility Preservation Backlog Reduction (2004-1-951)*

*C 26, L 03, E1, PV, Sec 630*

Description: Omnibus funding is provided to undertake a locally-prioritized list of facility preservation projects, heretofore deferred, that principally, but not exclusively, focuses on building systems, structural and code-related deficiencies in order to improve the condition of state-owned university facilities functioning poorly for housed programs and current building occupants.

	Reappropriation	Appropriation
State Building Construction Account - State	0	28,600,000

Comments: Up to \$10,943,000 may be applied to design or renewal projects involving Magnuson Health Science H-Wing (infrastructure); Guggenheim Hall (renovation); Architecture Hall (renovation), but only after a project request report and pre-design study have been filed, reviewed, and approved by OFM. No more than \$1 million may be allocated for program-related minor capital facility improvements. A list of projects is expected to be provided to OFM.

## 2003-05 Capital Budget Project Descriptions

### University of Washington

#### *Infrastructure Savings (2004-1-952)*

*C 26, L 03, EI, PV, Sec 631*

Description: Provides initial funding of \$1 to establish a project for the transfer of savings from completed preservation and program projects to be used for infrastructure deficiencies or conditions having an adverse effect on current program use, or those where modification will increase life expectancy for the infrastructure supporting a campus or can reduce system operating costs for the institution.

	Reappropriation	Appropriation
State Building Construction Account - State	0	1

Comments: Eligible infrastructure projects are further described in Chapter 26, Laws of 2003, 1st sp.s., Partial Veto, Section 915(4) (SSB 5401 - 2003-05 Capital Budget). The Office of Financial Management will review and qualify project savings for transfer into this account.

### University of Washington

#### *Minor Works - Program (2004-2-004)*

*C 26, L 03, EI, PV, Sec 632*

Description: Funds a prioritized list of projects to remodel space in response to program growth and change which may include infrastructure support for changed technological requirements of facilities being adapted and retrofit labs to meet the needs of newly-recruited faculty, researchers, and students.

	Reappropriation	Appropriation
State Building Construction Account - State	0	6,500,000
UW Building Account - State	0	4,000,000
<b>Total</b>	<b>0</b>	<b>10,500,000</b>

### University of Washington

#### *UW Campus Communications Infrastructure (2004-1-011)*

*C 26, L 03, EI, PV, Sec 633*

Description: Funding is provided for a multi-biennial project to connect campus buildings with fiber optic facilities and upgrade internal building cabling and distribution systems enabling the University to support converging data, voice, and video network technologies and tools.

	Reappropriation	Appropriation
State Building Construction Account - State	0	5,000,000

### Washington State University

#### *WSU Pullman - Education Addition Cleveland Hall (1998-2-032)*

*C 26, L 03, EI, PV, Sec 635*

Description: Funding is provided to construct a 27,700 gross square foot, multi-story addition to Cleveland Hall expanding classroom capacity dedicated to the preparation of teachers, counselors, and school administrators among other professional disciplines offered through Washington State University's College of Education.

	Reappropriation	Appropriation
State Building Construction Account - State	250,000	0
Gardner-Evans Higher Education Construction Acct - State	0	11,160,000
<b>Total</b>	<b>250,000</b>	<b>11,160,000</b>

### Washington State University

#### *WSU Pullman - Johnson Hall Addition - Plant Bioscience Bldg (2000-2-007)*

*C 26, L 03, EI, PV, Sec 636*

Description: Funds are provided to construct a modern 108,687 gross square foot addition on the west side of Johnson Hall to relieve overcrowding of plant science and microbiology research labs and teaching space. Relocation will partially address health, safety, code, air handling, temperature control, and other building system concerns for occupants of this 42-year old facility.

	Reappropriation	Appropriation
State Building Construction Account - State	1,200,000	5,542,000
WSU Building Account - State	0	15,658,000
Gardner-Evans Higher Education Construction Acct - State	0	14,000,000
<b>Total</b>	<b>1,200,000</b>	<b>35,200,000</b>

## 2003-05 Capital Budget Project Descriptions

Comments: Requires a \$10 million commitment by federal agencies to participate in design and construction costs for a related-facility or addition.

### Washington State University

#### *WSU Pullman - Biotechnology/Life Sciences 1 (2004-2-085)*

*C 26, L 03, E1, PV, Sec 648*

Description: Funding is provided to design a new 122,500 gross square foot facility in Pullman whose lab, office, conference, and overall space configuration better supports an interdisciplinary approach to scientific research and execution of government- or industry-backed projects at WSU whereby teams of faculty, professional staff, and students together develop, test, and advance new technologies involving human, plant, and animal biology.

	Reappropriation	Appropriation
WSU Building Account - State	0	4,500,000

Comments: It is anticipated that construction will be financed through a combination of state, federal, University, and private funds.

### Washington State University

#### *WSU Pullman - Campus Infrastructure (2004-1-073)*

*C 26, L 03, E1, PV, Sec 649*

Description: Funds a prioritized list of projects to renew and upgrade campus utilities, roads, pedestrian ways, and related infrastructure in Pullman.

	Reappropriation	Appropriation
State Building Construction Account - State	0	3,000,000

### Washington State University

#### *Preventive Facility Maintenance & Building System Repairs (2004-1-950)*

*C 26, L 03, E1, PV, Sec 650*

Description: Omnibus funding is provided to maintain and repair state-owned University facilities housing educational and general programs of the institution to optimize environmental conditions for current occupants and extend the useful life of plant assets.

	Reappropriation	Appropriation
Education Construction Account - State	0	7,876,000

Comments: This capital project does not require a "minor works list" to be filed with the Office of Financial Management (OFM) to document how state funds will be applied, but OFM is expected to require some documentation that the funds are spent as intended. The Legislature expects University officials to proactively address day-to-day needs of campus facilities giving attention to those buildings in better relative condition or used intensely so as to mitigate future years' demand on the state for significant capital investments to restore the functionality of a built structure for its current use. Project funds may be used to support plant crews, for routine or emergent mechanical adjustments, system or structure repairs and other minor works by state or contract employees where use of the appropriation extends the remaining useful life of facilities, major building systems, or keeps existing facilities safe and functioning normally. This omnibus capital project replaces a general fund reduction in the 2003-05 biennium operating budget base that historically has been available and spent on plant exclusive of utilities, security, janitorial services, and groundskeeping for building and system maintenance.

### Washington State University

#### *Facility Preservation Backlog Reduction (2004-1-951)*

*C 26, L 03, E1, PV, Sec 651*

Description: Omnibus funding is provided to undertake a locally-prioritized list of facility preservation projects, heretofore deferred, that principally, but not exclusively, focuses on building systems, structural, and code-related deficiencies in order to improve the condition of state-owned university facilities functioning poorly for housed programs and current building occupants.

	Reappropriation	Appropriation
State Building Construction Account - State	0	37,235,000
WSU Building Account - State	0	4,765,000
<b>Total</b>	<b>0</b>	<b>42,000,000</b>

## 2003-05 Capital Budget Project Descriptions

Comments: Up to \$14,615,000 may be applied to design or renewal projects involving Holland Library (renovation); Safety Building (LARC remodel); Nuclear Radiation Center; Avery Hall (renovation); McCoy Hall (renovation for biomedical science); and Hospital (renovation for a new use), but only after a project request report and predesign study have been filed, reviewed, and approved by OFM. No more than \$1 million may be allocated for program-related minor capital facility improvements. A list of projects is expected to be submitted to OFM.

### Washington State University

#### *WSU Vancouver - Campus Utilities/Infrastructure: Infrastructure (2004-2-916)*

*C 26, L 03, E1, PV, Sec 652*

Description: Funding is provided to design and lay underground utilities extending service along two intersecting pedestrian corridors pursuant to the master plan for development of the Vancouver branch campus. The project will ensure year-round cooling for existing labs and equipment and address gathering space for students out of doors while expanding infrastructure reserves to enable any future planned construction to proceed efficiently.

	Reappropriation	Appropriation
Gardner-Evans Higher Education Construction Acct - State	0	4,300,000

### Washington State University

#### *WSU TriCities - Bioproducts & Sciences Building (2004-2-940)*

*C 26, L 03, E1, PV, Sec 653*

Description: Predesign funding is provided to examine options to construct an 86,000 gross square foot class-lab facility to support intercollegiate bioproducts research and graduate science and engineering education at the TriCities branch campus.

	Reappropriation	Appropriation
Gardner-Evans Higher Education Construction Acct - State	0	900,000

Comments: Bioproduct research centers around the conversion of low-value agricultural commodities and waste materials (e.g., culls, hulls, peelings, straw, and manure) into value-added products (e.g., plastics, solvents, fibers, pharmaceuticals, nutraceuticals, and bio-based fuels). Development activities will be conducted as part of the Northwest Institute for Bioproducts Research which combines the capabilities of WSU, Pacific Northwest National Laboratory (PNNL), University of Idaho (UI), and Idaho National Engineering and Environmental Laboratory (INEEL). The Institute is expected to attract funding from the U.S. Departments of Energy and Agriculture, commodity commissions, food producers and processors, and other private sources. Washington State University will enlist the help of the Department of Community, Trade, & Economic Development during predesign to identify partners with the capacity to finance a major portion of the facility's construction.

### Washington State University

#### *WSU ICN Spokane - Nursing Building at Riverpoint: New Facility (2004-2-941)*

*C 26, L 03, E1, PV, Sec 654*

Description: Funding is provided to design an 80,000 gross square foot intercollegiate nursing education facility at the Riverpoint campus in Spokane.

	Reappropriation	Appropriation
Gardner-Evans Higher Education Construction Acct - State	0	3,000,000

### Washington State University

#### *WSU Prosser - Multipurpose Building: New Facility (2004-2-942)*

*C 26, L 03, E1, PV, Sec 655*

Description: Funding is provided to construct a 10,000 gross square foot facility at the Irrigated Agriculture Research and Extension Center in Prosser. The University plans to install a four-section structure modeled after those at nearby Port of Benton. Space will be assigned to new and expanding research or educational projects supporting the tree fruit industry, wine, and juice grapes among other crops important to the growth and prosperity of the lower Columbia basin as well as precision technology studies of benefit to agricultural communities throughout the state of Washington.

	Reappropriation	Appropriation
State Building Construction Account - State	0	1,500,000

## 2003-05 Capital Budget Project Descriptions

### Washington State University

#### *Omnibus Equipment and Program Improvements (2004-2-951)*

*C 26, L 03, E1, PV, Sec 656*

Description: Funding is provided for the purchase of equipment to improve, upgrade, or replace necessary instructional equipment or research apparatus throughout the University.

	Reappropriation	Appropriation
WSU Building Account - State	0	4,380,000

Comments: Funding is not provided for vehicles, laptop computers, small printers, disposable items, or other items with a useful life of less than one year. The University is expected to provide a list to the Office of Financial Management for review.

### Washington State University

#### *Infrastructure Savings (2004-1-952)*

*C 26, L 03, E1, PV, Sec 657*

Description: Provides initial funding of \$1 to establish a project for the transfer of savings from completed preservation and program projects to be used for infrastructure deficiencies or conditions having an adverse effect on current program use, or those where modification will increase life expectancy for the infrastructure supporting a campus or can reduce system operating costs for the institution.

	Reappropriation	Appropriation
State Building Construction Account - State	0	1

Comments: Eligible infrastructure projects are further described in Chapter 26, Laws of 2003, 1st sp.s., Partial Veto, Section 915(4) (SSB 5401 - 2003-05 Capital Budget). The Office of Financial Management will review and qualify project savings for transfer into this account.

### Eastern Washington University

#### *EWU Computing and Engineering Sciences Building (Cheney Hall) (2000-2-009)*

*C 26, L 03, E1, PV, Sec 658*

Description: Funding is provided to construct a 97,472 gross square foot building to house the engineering technology and computer sciences programs.

	Reappropriation	Appropriation
State Building Construction Account - State	1,675,000	0
Gardner-Evans Higher Education Construction Acct - State	0	19,000,482
<b>Total</b>	<b>1,675,000</b>	<b>19,000,482</b>

Comments: This project replaces the existing structure (Cheney Hall). The University plans to use \$5 million from an ongoing capital campaign to complete funding for this project.

### Eastern Washington University

#### *EWU Senior Hall Renovation (2000-1-003)*

*C 26, L 03, E1, PV, Sec 659*

Description: Funding is provided for phase one design, renovation, and addition to an existing building built in 1920 as a women's dormitory. The completed project will provide additional, modernized classroom space and renovate the existing space to meet the growing needs of the social work and criminal justice programs housed in the building.

	Reappropriation	Appropriation
State Building Construction Account - State	730,000	6,000,000

Comments: The project has been developed in two phases; funding for phase two is expected to be requested for the 2005-07 biennium.



## 2003-05 Capital Budget Project Descriptions

### Eastern Washington University

#### *EWU Campus Network Upgrade (2004-2-003)*

*C 26, L 03, E1, PV, Sec 668*

Description: Funding is provided to conduct a partial technological upgrade and improvement for networking of all state-owned buildings on the campus, resulting in the installation of fiber optics and the expansion of existing University network bandwidth to support video and multimedia capabilities throughout the University.

	Reappropriation	Appropriation
EWU Capital Projects Account - State	0	3,875,000

Comments: A proviso limits the current appropriation to modernizing the enterprise system during the 2003-05 biennium.

### Eastern Washington University

#### *EWU Classroom Renewal (2004-2-013)*

*C 26, L 03, E1, PV, Sec 669*

Description: Funding is provided to improve the functionality of existing classroom space and improve the available technology and teaching environment for existing academic programs.

	Reappropriation	Appropriation
EWU Capital Projects Account - State	0	691,325

Comments: This funding is part of an ongoing project with expected funding requests in future fiscal periods.

### Eastern Washington University

#### *EWU Infrastructure Preservation (2004-1-006)*

*C 26, L 03, E1, PV, Sec 670*

Description: Funding is provided for renewal, replacement, and upgrades of the University's supporting infrastructure.

	Reappropriation	Appropriation
State Building Construction Account - State	0	1,550,000

### Eastern Washington University

#### *EWU Minor Works - Program (2004-2-017)*

*C 26, L 03, E1, PV, Sec 671*

Description: Funds a prioritized list of small capital improvements and space modifications (e.g., size, location, access, arrangement, or technologies) in response to program growth and change throughout the University.

	Reappropriation	Appropriation
EWU Capital Projects Account - State	0	650,000

### Eastern Washington University

#### *Preventive Facility Maintenance & Building System Repairs (2004-1-950)*

*C 26, L 03, E1, PV, Sec 672*

Description: Omnibus funding is provided to maintain and repair state-owned University facilities housing educational and general programs of the institution to optimize environmental conditions for current occupants and extend the useful life of plant assets.

	Reappropriation	Appropriation
Education Construction Account - State	0	1,726,000

Comments: This capital project does not require a "minor works list" to be filed with the Office of Financial Management (OFM) to document how state funds will be applied, but OFM is expected to require some documentation that the funds are spent as intended. The Legislature expects University officials to proactively address day-to-day needs of campus facilities giving attention to those buildings in better relative condition or used intensely so as to mitigate future years' demand on the state for significant capital investments to restore the functionality of a built structure for its current use. Project funds may be used to support plant crews, for routine or emergent mechanical adjustments, system or structure repairs and other minor works by state or contract employees where use of the appropriation extends the remaining useful life of facilities, major building systems, or keeps existing facilities safe and functioning normally. This omnibus capital project replaces a general fund reduction in the 2003-05 biennium operating budget base that historically has been available and spent on plant exclusive of utilities, security, janitorial services, and groundskeeping for building and system maintenance.

## 2003-05 Capital Budget Project Descriptions

### Eastern Washington University

#### *Facility Preservation Backlog Reduction (2004-1-952)*

*C 26, L 03, EI, PV, Sec 673*

Description: Omnibus funding is provided to undertake a locally-prioritized list of facility preservation projects heretofore deferred that principally, but not exclusively, focuses on building systems, structural, and code-related deficiencies in order to improve the condition of state-owned university facilities functioning poorly for housed programs and current building occupants.

	Reappropriation	Appropriation
State Building Construction Account - State	0	4,250,000

Comments: Predesign studies may be undertaken to consider replacement alternatives and strategies after a project request report is filed, reviewed, and approved by the Office of Financial Management (OFM). No more than \$212,500 may be allocated for program-related minor capital facility improvements. A list of projects is expected to be provided to OFM.

### Eastern Washington University

#### *EWU University Visitor Center and Formal Entry (2004-2-010)*

*C 26, L 03, EI, PV, Sec 674*

Description: Funding is provided to develop the formal entry point and visitor's center on recently acquired land adjacent to the campus at 6th and "F" Streets.

	Reappropriation	Appropriation
EWU Capital Projects Account - State	0	975,000

### Eastern Washington University

#### *Infrastructure Savings (2004-1-953)*

*C 26, L 03, EI, PV, Sec 675*

Description: Provides initial funding of \$1 to establish a project for the transfer of savings from completed preservation and program projects to be used for infrastructure deficiencies or conditions having an adverse effect on current program use, or those where modification will increase life expectancy for the infrastructure supporting a campus or can reduce system operating costs for the institution.

	Reappropriation	Appropriation
State Building Construction Account - State	0	1

Comments: Additional clarifying restrictions on the use of funds transferred to this project account are described in Chapter 26, Laws of 2003, 1st sp.s., Partial Veto, Section 915 (SSB 5401 - 2003-05 Capital Budget). The Office of Financial Management will review and qualify project savings for transfer into this account.

### Eastern Washington University

#### *Minor Works - Health, Safety, and Code (2004-1-850)*

*C 26, L 03, EI, PV, Sec 676*

Description: Funds a prioritized list of small capital improvements to bring aged space up to code, prevent hazards, and correct unsafe conditions throughout the University.

	Reappropriation	Appropriation
State Building Construction Account - State	0	391,325
EWU Capital Projects Account - State	0	108,675
<b>Total</b>	<b>0</b>	<b>500,000</b>

### Central Washington University

#### *Music Education Facility (2000-2-001)*

*C 26, L 03, EI, PV, Sec 677*

Description: Reappropriates funds to complete the Performance and Recital wing (Phase 1) for a modern School of Music at Central Washington University (CWU). Additional funds are provided so the University may proceed to bid and construct the Academic wing (Phase 2) thereby replacing outdated sound and ventilation systems in Hertz Hall with updated faculty offices, department classrooms, and studios for individual musician practice sessions and group instruction all in a new location on campus.

	Reappropriation	Appropriation
Education Construction Account - State	11,350,000	0
Gardner-Evans Higher Education Construction Acct - State	0	12,600,000
<b>Total</b>	<b>11,350,000</b>	<b>12,600,000</b>

## 2003-05 Capital Budget

### Project Descriptions

Comments: To complete the performance, recital, and new instructional space, project budgets reflect fixtures and furnishing but no more than \$2.4 million may be allocated for equipment. State capital funds shall not be used for moving expenses, small musical instruments, vehicles, laptop computers, small printers, or other "disposable" property with less than a year of useful life.

#### Central Washington University

##### *CWU/Des Moines Higher Education Center (2002-2-101)*

*C 26, L 03, E1, PV, Sec 678*

Description: Funding is provided to construct an 111,230 gross square foot facility with modern technologies for classrooms, science, and computer labs to be shared by CWU and Highline Community College. The project adds capacity to serve 400 full-time equivalent (FTE) lower division students and 900 FTE upper division students and enables the University to vacate leased space at the former Glacier High School in Des Moines.

	<u>Reappropriation</u>	<u>Appropriation</u>
State Building Construction Account - State	2,500,000	1,438,000
Community/Technical Colleges Capital Projects Acct - State	0	2,962,000
CWU Capital Projects Account - State	<u>0</u>	<u>3,600,000</u>
<b>Total</b>	<b>2,500,000</b>	<b>8,000,000</b>

Comments: The remainder of this \$26.5 million construction project is appropriated in Chapter 26, Laws of 2003, 1st sp.s., Partial Veto, Section 738 (SSB 5401 - 2003-05 Capital Budget), to the State Board for Community and Technical Colleges. The project includes the replacement of portables with a stand-alone center for childcare on the Highline Community College campus, an element supported by facility preservation backlog reduction appropriations to the State Board of Education in Section 800.

#### Central Washington University

##### *Minor Works: Program (2004-2-028)*

*C 26, L 03, E1, PV, Sec 684*

Description: Funds a prioritized list of small capital improvements and space modifications (e.g., size, location, access, arrangement, or technologies) in response to program growth and change throughout the University.

	<u>Reappropriation</u>	<u>Appropriation</u>
CWU Capital Projects Account - State	0	2,000,000

#### Central Washington University

##### *Preventive Facility Maintenance & Building System Repairs (2004-1-950)*

*C 26, L 03, E1, PV, Sec 685*

Description: Omnibus funding is provided to maintain and repair state-owned university facilities housing educational and general programs of the institution to optimize environmental conditions for current occupants and extend the useful life of plant assets.

	<u>Reappropriation</u>	<u>Appropriation</u>
Education Construction Account - State	0	1,886,000

Comments: This capital project does not require a "minor works list" to be filed with the Office of Financial Management (OFM) to document how state funds will be applied, but OFM is expected to require some documentation that the funds are spent as intended. The Legislature expects University officials to proactively address day-to-day needs of campus facilities giving attention to those buildings in better relative condition or used intensely so as to mitigate future years' demand on the state for significant capital investments to restore the functionality of a built structure for its current use. Project funds may be used to support plant crews, for routine or emergent mechanical adjustments, system or structure repairs and other minor works by state or contract employees where use of the appropriation extends the remaining useful life of facilities, major building systems or keeps existing facilities safe and functioning normally. This omnibus capital project replaces a general fund reduction in the 2003-05 biennium operating budget base that historically has been available and spent on plant exclusive of utilities, security, janitorial services, and groundskeeping for building and system maintenance.

## 2003-05 Capital Budget Project Descriptions

### Central Washington University

#### *Facility Preservation Backlog Reduction (2004-1-951)*

*C 26, L 03, E1, PV, Sec 686*

Description: Omnibus funding is provided to undertake a locally-prioritized list of facility preservation projects, heretofore deferred, that principally, but not exclusively, focuses on building systems, structural and code-related deficiencies in order to improve the condition of state-owned university facilities functioning poorly for housed programs and current building occupants.

	Reappropriation	Appropriation
State Building Construction Account - State	0	4,250,000

Comments: Predesign studies may be undertaken to consider replacement alternatives and strategies after a project request report is filed, reviewed, and approved by OFM. No more than \$212,500 may be allocated for program-related minor capital facility improvements. A list of projects is expected to be provided to OFM.

### Central Washington University

#### *Combined Utility Upgrade (2004-1-952)*

*C 26, L 03, E1, PV, Sec 687*

Description: Funding is provided for the next construction phases of multi-biennia underground utility projects: chilled water and steam distribution, electrical service, and fiber optic cabling in Ellensburg.

	Reappropriation	Appropriation
State Building Construction Account - State	0	5,000,000
CWU Capital Projects Account - State	0	400,000
<b>Total</b>	<b>0</b>	<b>5,400,000</b>

Comments: Walnut Mall is the focus for 2004 project funds.

### Central Washington University

#### *CWU/Moses Lake Higher Education Center (2004-2-031)*

*C 26, L 03, E1, PV, Sec 688*

Description: Funding is provided to enable Central to establish a university center within the Advanced Technology Center in Moses Lake. Big Bend Community College with regional partners, including Grant County, plan to construct an international conference and training facility during the 2003-05 biennium. Alternative financing authority of \$6.5 million for the project that will include space for upper division classes is granted in Chapter 26, Laws of 2003, 1st sp.s., Partial Veto, Section 915(4) (SSB 5401 - 2003-05 Capital Budget), Section 907(4)(b).

	Reappropriation	Appropriation
CWU Capital Projects Account - State	0	600,000

### Central Washington University

#### *Infrastructure Savings (2004-1-953)*

*C 26, L 03, E1, PV, Sec 689*

Description: Provides initial funding of \$1 to establish a project for the transfer of savings from completed preservation and program projects to be used for infrastructure deficiencies or conditions having an adverse effect on current program use, or those where modification will increase life expectancy for the infrastructure supporting a campus or can reduce system operating costs for the institution.

	Reappropriation	Appropriation
State Building Construction Account - State	0	1

Comments: Eligible infrastructure projects are further described in Chapter 26, Laws of 2003, 1st sp.s., Partial Veto, Section 915(4) (SSB 5401 - 2003-05 Capital Budget). The Office of Financial Management will review and qualify project savings for transfer into this account.

## 2003-05 Capital Budget Project Descriptions

### The Evergreen State College

#### *Seminar Building Phase II - Construction (2002-2-004)*

*C 26, L 03, EI, PV, Sec 692*

Description: Funds are reappropriated to complete construction of Seminar II, a new 160,000 gross square foot academic facility. The new appropriation supports fixtures, furnishings, and equipment for the building that the College expects to occupy by December of 2003.

	Reappropriation	Appropriation
State Building Construction Account - State	16,500,000	0
TESC Capital Projects Account - State	0	2,500,000
<b>Total</b>	<b>16,500,000</b>	<b>2,500,000</b>

Comments: State capital funds shall not be used for vehicles, laptop computers, small printers, and other "disposable" property with less than a year of useful life.

### The Evergreen State College

#### *Daniel J Evans Building - Modernization (2004-2-006)*

*C 26, L 03, EI, PV, Sec 693*

Description: Construction funding is provided for the first of two phases of the renovation of the Library Building. This modernization project will address seismic, mechanical, electrical, roof, conveyances, life safety, circulation, energy efficiency, security, and building efficiency for teaching and learning at The Evergreen State College.

	Reappropriation	Appropriation
Gardner-Evans Higher Education Construction Acct - State	0	21,500,000

Comments: The second phase is expected to be considered in the 2005-07 biennium budget request.

### The Evergreen State College

#### *Infrastructure Preservation (2004-1-001)*

*C 26, L 03, EI, PV, Sec 694*

Description: Funds a prioritized list of minor capital projects to renew, upgrade, protect, and preserve campus roads, surfaces, and structures for pedestrians and utilities external to state buildings throughout the campus.

	Reappropriation	Appropriation
State Building Construction Account - State	0	1,550,000

### The Evergreen State College

#### *Lab II 3rd Floor - Chemistry Labs Remodel (2004-2-007)*

*C 26, L 03, EI, PV, Sec 695*

Description: Funding is provided to expand and update existing chemistry labs and related office space on the third floor of the Lab II building. This renovation enables the College to offer larger instructional sections and creates small, flexible research space for faculty-student interaction.

	Reappropriation	Appropriation
TESC Capital Projects Account - State	0	3,000,000

### The Evergreen State College

#### *Minor Works - Health, Safety, and Code (2004-1-004)*

*C 26, L 03, EI, PV, Sec 696*

Description: Funds a prioritized list of small capital improvements to bring aged space up to code, prevent hazards, and correct unsafe conditions throughout the College.

	Reappropriation	Appropriation
State Building Construction Account - State	0	500,000
TESC Capital Projects Account - State	0	2,000,000
<b>Total</b>	<b>0</b>	<b>2,500,000</b>

## 2003-05 Capital Budget Project Descriptions

### The Evergreen State College

#### *Preventive Facility Maintenance & Building System Repairs (2004-1-950)*

*C 26, L 03, E1, PV, Sec 697*

Description: Omnibus funding is provided to maintain and repair state-owned university facilities housing educational and general programs of the institution to optimize environmental conditions for current occupants and extend the useful life of plant assets.

	Reappropriation	Appropriation
TESC Capital Projects Account - State	0	150,000
Education Construction Account - State	0	584,000
<b>Total</b>	<b>0</b>	<b>734,000</b>

Comments: This capital project does not require a "minor works list" to be filed with the Office of Financial Management (OFM) to document how state funds will be applied, but OFM is expected to require some documentation that the funds are spent as intended. The Legislature expects College officials to proactively address day-to-day needs of campus facilities giving attention to those buildings in better relative condition or used intensely so as to mitigate future years' demand on the state for significant capital investments to restore the functionality of a built structure for its current use. Project funds may be used to support plant crews, for routine or emergent mechanical adjustments, system or structure repairs, and other minor works by state or contract employees where use of the appropriation extends the remaining useful life of facilities, major building systems, or keeps existing facilities safe and functioning normally. This omnibus capital project replaces a general fund reduction in the 2003-05 biennium operating budget base that historically has been available and spent on plant exclusive of utilities, security, janitorial services, and groundskeeping for building and system maintenance.

### The Evergreen State College

#### *Facility Preservation Backlog Reduction (2004-1-951)*

*C 26, L 03, E1, PV, Sec 698*

Description: Omnibus funding is provided to undertake a locally-prioritized list of facility preservation projects, heretofore deferred, that principally, but not exclusively, focuses on building systems, structural and code-related deficiencies in order to improve the condition of state-owned university facilities functioning poorly for housed programs and current building occupants.

	Reappropriation	Appropriation
State Building Construction Account - State	0	4,250,000

Comments: Predesign studies may be undertaken to consider replacement alternatives and strategies after a project request report is filed, reviewed, and approved by OFM. No more than \$212,500 may be allocated for program-related minor capital facility improvements. A list of projects is expected to be provided to OFM.

### The Evergreen State College

#### *Minor Works Program (2004-2-003)*

*C 26, L 03, E1, PV, Sec 699*

Description: Funds a prioritized list of small capital improvements and space modifications (e.g., size, location, access, arrangement, or technologies) in response to program growth and change throughout the College.

	Reappropriation	Appropriation
TESC Capital Projects Account - State	0	850,000

### The Evergreen State College

#### *Infrastructure Savings (2004-1-952)*

*C 26, L 03, E1, PV, Sec 700*

Description: Provides initial funding of \$1 to establish a project for the transfer of savings from completed preservation and program projects to be used for infrastructure deficiencies or conditions having an adverse effect on current program use, or those where modification will increase life expectancy for the infrastructure supporting a campus or can reduce system operating costs for the institution.

	Reappropriation	Appropriation
State Building Construction Account - State	0	1

Comments: Eligible infrastructure projects are further described in Chapter 26, Laws of 2003, 1st sp.s., Partial Veto, Section 915(4) (SSB 5401 - 2003-05 Capital Budget). The Office of Financial Management will review and qualify project savings for transfer into this account.

## 2003-05 Capital Budget Project Descriptions

### Western Washington University

#### *Campus Infrastructure Development (1998-2-024)*

*C 26, L 03, E1, PV, Sec 701*

Description: Funding is provided for a multi-biennia roadway and utility infrastructure development project to support buildings on the south end of the campus and improve access routes - attentive to both safety concerns for pedestrians/cyclists as well as traffic impacts for neighbors. New appropriations for Phase II enable Western to construct a service road, west of the track and all-weather playfield, for restricted access to academic and academic support facilities by plant crews, fire, police, and other University officials.

	Reappropriation	Appropriation
State Building Construction Account - State	700,000	2,160,000

### Western Washington University

#### *Communications Facility (1998-2-053)*

*C 26, L 03, E1, PV, Sec 702*

Description: Funds are reappropriated to complete construction of Communications, a new 129,179 gross square foot academic facility that will house the departments of physics, computer science, communications, and journalism. The new appropriation supports fixtures, furnishing, and equipment for the building which the University expects to occupy by January of 2004.

	Reappropriation	Appropriation
State Building Construction Account - State	22,500,000	0
WWU Capital Projects Account - State	0	3,920,000
<b>Total</b>	<b>22,500,000</b>	<b>3,920,000</b>

Comments: State capital funds shall not be used for vehicles, laptop computers, small printers, or other "disposable" property with less than a year of useful life.

### Western Washington University

#### *Academic Instructional Center (2002-2-026)*

*C 26, L 03, E1, PV, Sec 705*

Description: Funding is provided to design a 107,500 gross square foot academic facility to provide Western with more general university classrooms, computer labs, and modern instructional space for growth and consolidation of two departments: Psychology and Communication Sciences and Disorders in a new building on the south end of the campus.

	Reappropriation	Appropriation
Gardner-Evans Higher Education Construction Acct - State	0	5,618,000

### Western Washington University

#### *Preventive Facility Maintenance & Building System Repairs (2004-1-951)*

*C 26, L 03, E1, PV, Sec 708*

Description: Omnibus funding is provided to maintain and repair state-owned University facilities housing educational and general programs of the institution to optimize environmental conditions for current occupants and extend the useful life of plant assets.

	Reappropriation	Appropriation
Education Construction Account - State	0	2,814,000

Comments: This capital project does not require a "minor works list" to be filed with the Office of Financial Management (OFM) to document how state funds will be applied, but OFM is expected to require some documentation that the funds are spent as intended. The Legislature expects University officials to proactively address day-to-day needs of campus facilities giving attention to those buildings in better relative condition or used intensely so as to mitigate future years' demand on the state for significant capital investments to restore the functionality of a built structure for its current use. Project funds may be used to support plant crews, for routine or emergent mechanical adjustments, system or structure repairs, and other minor works by state or contract employees where use of the appropriation extends the remaining useful life of facilities, major building systems, or keeps existing facilities safe and functioning normally. This omnibus capital project replaces a general fund reduction in the 2003-05 biennium operating budget base that historically has been available and spent on plant exclusive of utilities, security, janitorial services, and groundskeeping for building and system maintenance.

## 2003-05 Capital Budget Project Descriptions

### Western Washington University

#### *Facility Preservation Backlog Reduction (2004-1-952)*

*C 26, L 03, EI, PV, Sec 709*

Description: Omnibus funding is provided to undertake a locally-prioritized list of facility preservation projects, heretofore deferred, that principally, but not exclusively, focuses on building systems, structural, and code-related deficiencies in order to improve the condition of state-owned University facilities functioning poorly for housed programs and current building occupants.

	Reappropriation	Appropriation
State Building Construction Account - State	0	4,250,000

Comments: Predesign studies may be undertaken to consider replacement alternatives and strategies after a project request report is filed, reviewed, and approved by OFM. No more than \$212,500 may be allocated for program-related minor capital facility improvements. A list is expected to be provided to OFM.

### Western Washington University

#### *Minor Works - Health, Safety, and Code (2004-1-074)*

*C 26, L 03, EI, PV, Sec 710*

Description: Funds a prioritized list of small capital improvements to bring aged space up to code, prevent hazards, or correct unsafe conditions throughout the University.

	Reappropriation	Appropriation
State Building Construction Account - State	0	1,000,000

### Western Washington University

#### *Minor Works - Infrastructure Preservation (2004-1-075)*

*C 26, L 03, EI, PV, Sec 711*

Description: Funds a prioritized list of minor capital projects to renew, upgrade, protect, and preserve campus roads, surfaces, and structures for pedestrians and utilities external to state buildings throughout the campus.

	Reappropriation	Appropriation
State Building Construction Account - State	0	1,550,000

### Western Washington University

#### *Campus Roadway Development (2004-2-073)*

*C 26, L 03, EI, PV, Sec 712*

Description: Funding is provided to study potential options for a new south campus perimeter roadway.

	Reappropriation	Appropriation
State Building Construction Account - State	0	249,000
WWU Capital Projects Account - State	0	80,000
<b>Total</b>	<b>0</b>	<b>329,000</b>

Comments: In developing options, the predesign must conform to city of Bellingham traffic plans and avoid significant impacts on adjacent neighborhoods. Higher rates of alternative modes of transportation among faculty, staff, and students are desired as are options that minimize surface parking and improve circulation of vehicles, particularly public transit. Safe movement of pedestrians and bicyclists shall be a priority. State funds may be allotted after Western completes a communication and public involvement plan for this roadway project that satisfies expectations for coordination with city and neighborhood master plans pursuant to Chapter 26, Laws of 2003, 1st sp.s., Partial Veto, Section 712 (3) (SSB 5401 - 2003-05 Capital Budget).

### Western Washington University

#### *Minor Works - Program (2004-2-077)*

*C 26, L 03, EI, PV, Sec 713*

Description: Funds a prioritized list of small capital improvements and space modifications (e.g., size, location, access, arrangement, or technologies) in response to program growth and change throughout the University.

	Reappropriation	Appropriation
State Building Construction Account - State	0	500,000
WWU Capital Projects Account - State	0	50,000
<b>Total</b>	<b>0</b>	<b>550,000</b>



## 2003-05 Capital Budget Project Descriptions

### Western Washington University

#### *Shannon Point Marine - Undergraduate Center (2004-2-059)*

*C 26, L 03, E1, PV, Sec 714*

Description: The Shannon Point Marine Center in Anacortes provides marine and estuarine science education to matriculated Western students and intercollegiate as well as international exchange students. Funding is provided to design and construct a new undergraduate facility that doubles available teaching, laboratory, and student research space, provides disabled access in both new and existing space, improves chemical hygiene, and creates a student study/computer lab space for this satellite facility.

	Reappropriation	Appropriation
State Building Construction Account - State	0	998,329
WWU Capital Projects Account - State	0	4,000,000
<b>Total</b>	<b>0</b>	<b>4,998,329</b>

Comments: Filing of a predesign with an addendum that discloses federal and grant funding available for construction, equipment, and future operating costs is required for an allotment of state funds. Should this project require equipment or furnishings beyond sums appropriated by the state this biennium, the University is expected to meet this need with local, institutional funds it has or can raise privately.

### Western Washington University

#### *Planetarium Improvement (2004-2-950)*

*C 26, L 03, E1, PV, Sec 715*

Description: Matching funds are provided for the replacement of the University's planetarium projector.

	Reappropriation	Appropriation
State Building Construction Account - State	0	125,000

Comments: The University shall spend not less than the same amount from local or donor funds. If an appropriate replacement projector can be obtained for less than \$250,000, the University may reserve any excess state funds for future repair, replacement, or operation of the planetarium.

### Western Washington University

#### *Miller Hall Renovation (2004-1-953)*

*C 26, L 03, E1, PV, Sec 716*

Description: Predesign funding is provided to examine options to renew aged building systems and reprogram academic space principally for Western's Department of Education once the Psychology Department can relocate to a new facility.

	Reappropriation	Appropriation
State Building Construction Account - State	0	250,000

Comments: See related design project - Academic Instruction Center, Chapter 26, Laws of 2003, 1st sp.s., Partial Veto, Section 705 (SSB 5401 - 2003-05 Capital Budget).

### Western Washington University

#### *Infrastructure Savings (2004-1-999)*

*C 26, L 03, E1, PV, Sec 717*

Description: Provides initial funding of \$1 to establish a project for the transfer of savings from completed preservation and program projects to be used for infrastructure deficiencies or conditions having an adverse effect on current program use, or those where modification will increase life expectancy for the infrastructure supporting a campus or can reduce system operating costs for the institution.

	Reappropriation	Appropriation
State Building Construction Account - State	0	1

Comments: Eligible infrastructure projects are further described in Chapter 26, Laws of 2003, 1st sp.s., Partial Veto, Section 915(4) (SSB 5401 - 2003-05 Capital Budget). The Office of Financial Management will review and qualify project savings for transfer into this account.

## 2003-05 Capital Budget Project Descriptions

### Washington State Historical Society

#### *Lewis & Clark Trail Interpretive Infrastructure Grant Program (2002-4-001)*

*C 26, L 03, E1, PV, Sec 719*

Description: RCW 27.34.342 & 344 created the Lewis and Clark Bicentennial Advisory Committee under the Washington State Historical Society and directs the Committee to coordinate and to provide guidance to Washington's observance of the bicentennial. This appropriation provides funds for projects to local and tribal governments for commemorative projects.

	Reappropriation	Appropriation
State Building Construction Account - State	1,000,000	1,000,000

### Washington State Historical Society

#### *Stadium Way Research Center-Code Violation Correction (2004-1-003)*

*C 26, L 03, E1, PV, Sec 724*

Description: Funding is provided to repair exterior access to the Research Center.

	Reappropriation	Appropriation
State Building Construction Account - State	0	461,200

### Washington State Historical Society

#### *State History Museum Preservation (2004-1-850)*

*C 26, L 03, E1, PV, Sec 725*

Description: Funding is provided for paver replacement at the museum.

	Reappropriation	Appropriation
State Building Construction Account - State	0	60,000

### Washington State Historical Society

#### *Washington Heritage Project (2004-4-004)*

*C 26, L 03, E1, PV, Sec 726*

Description: This project continues a program that provides grants to match non-state funds for heritage projects throughout the state by nonprofit heritage organizations, tribes, and local governments to interpret and preserve Washington's history and heritage.

	Reappropriation	Appropriation
State Building Construction Account - State	0	4,000,000

Comments: The list of approved projects is on page 457.

### State Board for Community & Technical Colleges

#### *Clark College: Clark Center at WSU Vancouver (2000-2-680)*

*C 26, L 03, E1, PV, Sec 735*

Description: Funding is provided to construct a 63,344 square foot academic building on the Washington State University (WSU) Vancouver Salmon Creek campus. The facility will contain classrooms, technology labs, science labs, offices, and support space. This is a collaborative effort with WSU.

	Reappropriation	Appropriation
State Building Construction Account - State	1,096,000	0
Gardner-Evans Higher Education Construction Acct - State	0	18,009,800
<b>Total</b>	<b>1,096,000</b>	<b>18,009,800</b>

Comments: A proviso requires that money spent from appropriations for the project be consistent with the recommendations of the Higher Education Coordinating Board and the project design, scope, and schedule approved by the Office of Financial Management.

## 2003-05 Capital Budget Project Descriptions

### State Board for Community & Technical Colleges

#### *Highline Community College: Higher Ed Center/Childcare (2000-2-678)*

*C 26, L 03, E1, PV, Sec 738*

Description: Funding is provided to construct an integrated facility for science, vocational, and high-demand programs at Highline Community College in association with the Central Washington University Higher Education Center.

	Reappropriation	Appropriation
State Building Construction Account - State	985,949	0
Community/Technical Colleges Capital Projects Acct - State	0	3,898,000
Gardner-Evans Higher Education Construction Acct - State	0	14,654,000
<b>Total</b>	<b>985,949</b>	<b>18,552,000</b>

Comments: Replacement of portables for a stand-alone, childcare center is a project eligible for support from the Facility Preservation Backlog Reduction omnibus project (\$2.5 million); the dollars for this project have been reduced accordingly. If not funded, the size of the project will be reduced by 8,800 assignable square feet.

### State Board for Community & Technical Colleges

#### *Pierce College Puyallup: Phase III Expansion (2000-2-676)*

*C 26, L 03, E1, PV, Sec 741*

Description: Funding is provided to construct a 64,148 square foot engineering and computer technology building and a second entry to the campus. The building includes a 6,500 square foot childcare component.

	Reappropriation	Appropriation
State Building Construction Account - State	723,985	0
Gardner-Evans Higher Education Construction Acct - State	0	23,374,774
<b>Total</b>	<b>723,985</b>	<b>23,374,774</b>

### State Board for Community & Technical Colleges

#### *South Puget Sound Community College: Humanities/Gen Ed Complex (2000-2-679)*

*C 26, L 03, E1, PV, Sec 743*

Description: Funding is provided to construct a 62,750 square foot humanities complex that includes program-specific laboratories and multi-purpose classrooms for the arts, humanities, and communication programs as well as faculty offices and staff workstations. A theater/lobby area will provide space for drama and music performances, conferences, meetings, and community activities.

	Reappropriation	Appropriation
State Building Construction Account - State	0	17,350,248
Education Construction Account - State	1,092,690	0
<b>Total</b>	<b>1,092,690</b>	<b>17,350,248</b>

### State Board for Community & Technical Colleges

#### *Whatcom Community College: Classroom/Lab Building (2000-2-677)*

*C 26, L 03, E1, PV, Sec 744*

Description: Funding is provided to construct a 39,380 square foot instructional building, providing classrooms, science labs, basic skills labs, computer labs, and support space to meet increased enrollment demand.

	Reappropriation	Appropriation
State Building Construction Account - State	372,634	10,932,400

### State Board for Community & Technical Colleges

#### *Green River Community College: Science Building (2001-2-688)*

*C 26, L 03, E1, PV, Sec 746*

Description: Funding is provided to design a 68,000 square foot laboratory classroom facility. This project will centralize the wet lab science programs - chemistry, physics, geology, life, and health sciences - within one facility.

	Reappropriation	Appropriation
Community/Technical Colleges Capital Projects Acct - State	0	2,396,409

## 2003-05 Capital Budget Project Descriptions

---

### State Board for Community & Technical Colleges

#### *Tacoma Community College: Science Building (2001-2-687)*

*C 26, L 03, EI, PV, Sec 747*

Description: Funding is provided to design a 68,500 square foot science building with classroom and laboratory space for instruction as well as faculty offices.

	Reappropriation	Appropriation
State Building Construction Account - State	0	2,379,000

Comments: In addition to replacing a poorly-functioning science complex built in 1965, the need for the building is related to projected enrollment increases in the sciences and science components of high-demand professional and technical programs.

---

### State Board for Community & Technical Colleges

#### *Bates Technical College: LRC/Vocational (2002-2-684)*

*C 26, L 03, EI, PV, Sec 749*

Description: Funding is provided to design a 40,000 square foot facility on the South Campus with academic classrooms, a library, distance learning, a new biotechnology classroom, the home and family life program, and offices.

	Reappropriation	Appropriation
State Building Construction Account - State	0	1,796,206

Comments: Future phases of the project may include purchase of property to the north of the campus for additional parking and relocation of parking. However, the design funding does not include a commitment for property purchase.

---

### State Board for Community & Technical Colleges

#### *Centralia Community College Science Building (2004-2-850)*

*C 26, L 03, EI, PV, Sec 753*

Description: Funding is provided to conduct a predesign study for a science building.

	Reappropriation	Appropriation
State Building Construction Account - State	0	150,000

Comments: Provisos require that the predesign address a range of alternatives and be sited to maximize future development of the campus. In addition, the predesign must be consistent with adopted strategic and facility master plans and address enrollment demands, operating budget impacts, and address options for reduction of parking needs.

---

### State Board for Community & Technical Colleges

#### *Clover Park Technical College: Building 25 Machine Trades (2004-1-953)*

*C 26, L 03, EI, PV, Sec 755*

Description: Funding is provided to renovate Building 25 for use by the machine trades program.

	Reappropriation	Appropriation
State Building Construction Account - State	0	4,583,308

Comments: A proviso requires the College to fund any budget shortfall with local funds or obtain use of one-time funds provided in Chapter 26, Laws of 2003, 1st sp.s., Partial Veto, Section 788 (SSB 5401 - 2003-05 Capital Budget), pertaining to the Community and Technical College System. Funding is transferred from project 2002-1-343 - Building 18 Machine Trades for this project which is expected to be less expensive than the Building 18 renovation.

---

### State Board for Community & Technical Colleges

#### *Edmonds Community College: Instructional Lab Building (2002-2-685)*

*C 26, L 03, EI, PV, Sec 757*

Description: Funding is provided to design a 50,000 square foot facility for basic skills, computer and science labs, library space, and faculty offices to serve projected growth in student population and associated program needs.

	Reappropriation	Appropriation
State Building Construction Account - State	0	2,939,060

---

## 2003-05 Capital Budget Project Descriptions

### State Board for Community & Technical Colleges

**Tacoma Community College: Information Technology Voc Center (2002-2-683)**

*C 26, L 03, E1, PV, Sec 777*

Description: Funding is provided to construct a 54,300 square foot information technology (IT) vocational building to support the classroom and lab space needs of IT vocational training and education programs, including multimedia and electronics.

	Reappropriation	Appropriation
State Building Construction Account - State	534,671	14,531,900

### State Board for Community & Technical Colleges

**Walla Walla Community College: Basic Skills/Computer Lab (2002-2-686)**

*C 26, L 03, E1, PV, Sec 779*

Description: Funding is provided to design a 18,000 square foot, two-story addition to a classroom building to provide space for computer and science labs and basic skills instruction. The project eases severe crowding in laboratory courses, creates a microbiology lab, and consolidates computing and science labs currently scattered on campus.

	Reappropriation	Appropriation
Gardner-Evans Higher Education Construction Acct - State	0	573,000

### State Board for Community & Technical Colleges

**Cascadia Community College: UW Bothell/Cascadia Phase 2B Offramp (2002-2-999)**

*C 26, L 03, E1, PV, Sec 783*

Description: Design funds for the offramp are reappropriated.

	Reappropriation	Appropriation
State Building Construction Account - State	4,780,000	0

**Governor's Veto**

State Building Construction Account - State	-4,780,000	0
<b>Total</b>	<b>0</b>	<b>0</b>

Comments: The Legislature intended to appropriate funds for construction of the offramp in a future transportation budget. The Governor vetoed this section, eliminating design funds.

### State Board for Community & Technical Colleges

**Peninsula College: Replacement Science and Technology Building (2004-1-208)**

*C 26, L 03, E1, PV, Sec 784*

Description: Funding is provided to conduct a predesign for a 30,000 square foot science and technology building to address critical program needs in aquaculture, fisheries, environmental and habitat sciences, chemistry, biology, health sciences, and botany.

	Reappropriation	Appropriation
Community/Technical Colleges Capital Projects Acct - State	0	82,800

Comments: A proviso sets forth the requirement for the predesign to address alternatives for lab replacement and be consistent with adopted strategic and master plans. Additional issues to be addressed in predesign are identified.

### State Board for Community & Technical Colleges

**Spokane Community College: Science Building Replacement (2004-1-212)**

*C 26, L 03, E1, PV, Sec 785*

Description: Funding is provided to construct a 53,565 square foot science building, replacing a poorly-functioning building with lab design and access deficiencies. The project will provide instructional space and expand office space.

	Reappropriation	Appropriation
State Building Construction Account - State	0	15,721,600

Comments: The new building will accommodate 344 more FTEs in science-related fields.

## 2003-05 Capital Budget Project Descriptions

### State Board for Community & Technical Colleges

***Bellingham Technical College: Welding/Auto Collision Replacement (2004-1-213)***

***C 26, L 03, E1, PV, Sec 786***

Description: Funding is provided to construct a 37,562 square foot welding and auto repair building, replacing a facility with insufficient space with deficiencies in ventilation and power supply.

	Reappropriation	Appropriation
State Building Construction Account - State	0	2,481,000

### State Board for Community & Technical Colleges

***Lower Columbia College: Instructional/Fine Arts Bldg Replacement (2004-1-214)***

***C 26, L 03, E1, PV, Sec 787***

Description: Funding is provided to design and construct a 60,566 square foot fine arts building designed for multiple uses including math, language, literature, drama, music, and industrial health and safety. The project replaces a performing arts and instruction building and adjacent office facility.

	Reappropriation	Appropriation
State Building Construction Account - State	0	1,827,799

Comments: There are net increases to office space due to a corresponding reduction in leased space. The capacity of music and drama programs is increased.

### State Board for Community & Technical Colleges

***Bates-Clover Park Equipment Improvements (2004-2-950)***

***C 26, L 03, E1, PV, Sec 788***

Description: Funding is provided to address major equipment improvements at Bates Technical College and Clover Park Technical College.

	Reappropriation	Appropriation
Community/Technical Colleges Capital Projects Acct - State	0	3,000,000

### State Board for Community & Technical Colleges

***Bellevue Community College: "D" Building Renovation (2004-1-308)***

***C 26, L 03, E1, PV, Sec 789***

Description: Funding is provided to renovate Building "D" containing lab and classroom space and increase instruction space by 15,000 square feet in developmental education. The library will be expanded, additional storm water detention developed, and seismic, fire code, electrical, and environmental issues pending with the city of Bellevue will be corrected.

	Reappropriation	Appropriation
State Building Construction Account - State	0	11,418,700
Community/Technical Colleges Capital Projects Acct - State	0	2,000,000
<b>Total</b>	<b>0</b>	<b>13,418,700</b>

### State Board for Community & Technical Colleges

***Bellevue Community College: Science and Technology (2004-2-690)***

***C 26, L 03, E1, PV, Sec 790***

Description: Funding is provided to conduct a predesign study that will evaluate suitable sites for a 73,000 square foot building to house classrooms, labs, and faculty offices for information technology, media communication and technology, and science and mathematics programs.

	Reappropriation	Appropriation
Community/Technical Colleges Capital Projects Acct - State	0	90,000

Comments: A proviso sets out the Legislature's understanding of the proposed project and directs the College to conduct a predesign that considers alternative development scenarios in compliance with adopted master and strategic plans.

## 2003-05 Capital Budget Project Descriptions

### State Board for Community & Technical Colleges

*Cascadia Community College: Center for Arts, Tech, Comm (2004-2-693)*

*C 26, L 03, E1, PV, Sec 791*

Description: Funding is provided to conduct a predesign study for a proposed 70,000 square foot center with emphasis on art, technology, global language programs, and filmmaking.

	Reappropriation	Appropriation
Community/Technical Colleges Capital Projects Acct - State	0	159,900

Comments: These programs do not currently exist. Provisos require the predesign to be consistent with adopted strategic plan and the colocated campus master plan and specify other issues to address, including the timing of construction of the south campus access. Changes to the master plan are to be reviewed by the Office of Financial Management and the legislative fiscal committees. The College shall coordinate any changes to the master plan with the University of Washington.

### State Board for Community & Technical Colleges

*Clark College: Renovation - Applied Arts 5 (2004-1-303)*

*C 26, L 03, E1, PV, Sec 792*

Description: Funding is provided to relocate the welding program and construct additional second floor space from converted high bays in Building AA-5 to provide additional classrooms and lab space. The project corrects significant structural, mechanical, and electrical deficiencies.

	Reappropriation	Appropriation
State Building Construction Account - State	0	3,872,413

### State Board for Community & Technical Colleges

*Clark College: Stout Hall (2004-1-203)*

*C 26, L 03, E1, PV, Sec 793*

Description: Funding is provided to demolish Stout Hall and replace it on the existing site with a 17,352 square foot, two-story building, providing additional classrooms and laboratories.

	Reappropriation	Appropriation
State Building Construction Account - State	0	4,049,889

Comments: The project includes demolition of the existing facility.

### State Board for Community & Technical Colleges

*Clark College: East County Satellite (2004-1-689)*

*C 26, L 03, E1, PV, Sec 794*

Description: Funding is provided to conduct a predesign for site evaluation in the east county area for a satellite campus. Phase I is envisioned as a 60,000 square foot facility serving 650 FTEs.

	Reappropriation	Appropriation
State Building Construction Account - State	0	300,000

Comments: A proviso requires the predesign to be consistent with the College's adopted strategic and master plans and address projected enrollment demands, operating budget impacts, and options for reduction of parking needs. The site will be acquired by the Clark College Foundation.

### State Board for Community & Technical Colleges

*Columbia Basin College: Renovation - "T" Building (2004-1-307)*

*C 26, L 03, E1, PV, Sec 795*

Description: Funding is provided to renovate the Technology Education Building and create a 10,000 square foot addition for medical and health care programs.

	Reappropriation	Appropriation
State Building Construction Account - State	0	6,058,500

## 2003-05 Capital Budget Project Descriptions

### State Board for Community & Technical Colleges

#### *Edmonds Community College: Renovation - Mountlake Terrace Hall (2004-1-311)*

*C 26, L 03, E1, PV, Sec 796*

Description: Funding is provided to renovate a 57,600 square foot building, rebuild mechanical and lighting systems, expand student services, the bookstore and campus security, and add more classroom space.

	Reappropriation	Appropriation
State Building Construction Account - State	0	8,827,030

### State Board for Community & Technical Colleges

#### *Everett Community College: Pilchuck/Glacier (2004-1-205)*

*C 26, L 03, E1, PV, Sec 797*

Description: Funding is provided to design a 44,213 square foot multi-use facility for visual and performing arts.

	Reappropriation	Appropriation
State Building Construction Account - State	0	1,311,700

### State Board for Community & Technical Colleges

#### *Everett Community College: Renovation - Monte Cristo Hall (2004-1-305)*

*C 26, L 03, E1, PV, Sec 798*

Description: Funding is provided to renovate and expand a science building by 8,000 square feet and upgrade mechanical, electrical, and technology systems. The reconfiguration and addition will expand currently limited enrollment.

	Reappropriation	Appropriation
State Building Construction Account - State	0	7,352,000

### State Board for Community & Technical Colleges

#### *Preventive Facility Maintenance & Building System Repairs (2004-1-950)*

*C 26, L 03, E1, PV, Sec 799*

Description: Omnibus funding is provided to maintain and repair state-owned community and technical college facilities housing educational and general programs of the institution to optimize environmental conditions for current occupants and extend the useful life of plant assets.

	Reappropriation	Appropriation
Education Construction Account - State	0	17,754,000

Comments: This capital project does not require a "minor works list" to be filed with the Office of Financial Management (OFM) to document how state funds will be applied, but OFM is expected to require some documentation that the funds are spent as intended. The Legislature expects community and technical college officials to proactively address day-to-day needs of campus facilities giving attention to those buildings in better relative condition or used intensely so as to mitigate future years' demand on the state for significant capital investments to restore the functionality of a built structure for its current use. Project funds may be used to support plant crews, for routine or emergent mechanical adjustments, system or structure repairs and other minor works by state or contract employees where use of the appropriation extends the remaining useful life of facilities, major building systems or keeps existing facilities safe and functioning normally. This omnibus capital project replaces a general fund reduction in the 2003-05 biennium operating budget base that historically has been available and spent on plant exclusive of utilities, security, janitorial services, and groundskeeping for building and system maintenance.

### State Board for Community & Technical Colleges

#### *Facility Preservation Backlog Reduction (2004-1-951)*

*C 26, L 03, E1, PV, Sec 800*

Description: Funding is provided to undertake a State Board prioritized list of previously-deferred preservation projects that focus on building systems, structural, and code-related deficiencies in order to improve state facilities in the worst relative condition for housed programs and current building occupants.

	Reappropriation	Appropriation
State Building Construction Account - State	0	64,300,000



## 2003-05 Capital Budget Project Descriptions

Comments: Up to \$27,917,000 may be applied to design or renewal projects involving health sciences education at Pierce College-Fort Steilacoom; a stand-alone childcare facility at Highline Community College; studies to consider replacement alternatives for classrooms in Anton, Glenn, and Sundquist Halls at Yakima Valley Community College; science and technology facilities at Olympic College; English-as-a-Second Language classrooms at South Seattle Community College; and student services at Seattle Central Community College. An allotment for design must be preceded by the filing, review, and approval of a project request report and predesign study by OFM. No more than \$3,215,000 may be allocated for program-related minor capital facility improvements other than eligible projects listed above. A list of projects is expected to be provided to OFM.

### State Board for Community & Technical Colleges

#### *Grays Harbor College: Replacement-Instructional Building (2004-1-204)*

*C 26, L 03, E1, PV, Sec 801*

Description: Funding is provided to design for a 68,300 square foot instructional and administrative building to meet the demands of instruction, operations, and energy management, replacing three of the oldest buildings on campus.

	Reappropriation	Appropriation
State Building Construction Account - State	0	1,263,300

### State Board for Community & Technical Colleges

#### *Everett Community College: Undergraduate Education Center (2004-2-692)*

*C 26, L 03, E1, PV, Sec 802*

Description: Funding is provided to conduct a predesign study for a 60,000 square foot building to expand capacity to support current and projected enrollments for transfer students and associated parking as well as a potential 10,000 square foot addition to the early learning center.

	Reappropriation	Appropriation
Community/Technical Colleges Capital Projects Acct - State	0	126,000

Comments: A proviso requires the predesign to be consistent with the College's adopted strategic and master plans and address projected enrollment demands, operating budget impacts, reuse or disposition of existing facilities, and options for reduction of parking needs.

### State Board for Community & Technical Colleges

#### *Green River Community College: Computer Technology Center (2004-2-682)*

*C 26, L 03, E1, PV, Sec 803*

Description: Funding is provided to construct a 31,250 square foot computer technology center with classrooms, lecture rooms, computer commons and laboratory space, support service, and campus computer repair space.

	Reappropriation	Appropriation
State Building Construction Account - State	356,193	10,984,800

### State Board for Community & Technical Colleges

#### *Lake Washington Technical College: Renovation - East/West Bldgs (2004-1-312)*

*C 26, L 03, E1, PV, Sec 804*

Description: Funding is provided to renovate a 48,756 square feet to allow creation of new classroom space to expand programs, consolidate student services into a common service area, and better align existing programs.

	Reappropriation	Appropriation
State Building Construction Account - State	0	4,420,800

Comments: Space will accommodate 154 FTEs in business training center and other high-demand programs.

### State Board for Community & Technical Colleges

#### *Minor Works - Program (Minor Improvements) (2004-2-130)*

*C 26, L 03, E1, PV, Sec 805*

Description: Funding is provided to address a prioritized list of capital improvements to remodel and upgrade college facilities for programs statewide.

	Reappropriation	Appropriation
Community/Technical Colleges Capital Projects Acct - State	0	14,979,217

## 2003-05 Capital Budget Project Descriptions

### State Board for Community & Technical Colleges

*North Seattle Community College: Arts and Science Renovation (2004-1-309)*

*C 26, L 03, E1, PV, Sec 806*

Description: Funding is provided to reconfigure and consolidate labs to modernize the Arts and Sciences Building. The project creates science prep areas, fine arts studios, a lecture area supporting both, and corrects accessibility deficiencies. Non-science functions will be moved elsewhere.

	Reappropriation	Appropriation
State Building Construction Account - State	0	6,785,700

### State Board for Community & Technical Colleges

*Olympic College: Science and Technology Building Replacement (2004-1-202)*

*C 26, L 03, E1, PV, Sec 807*

Description: Funding is provided to construct a 55,000 square foot building to house eight classroom/labs, six science classrooms, six computer labs, and faculty and administrative offices.

	Reappropriation	Appropriation
State Building Construction Account - State	0	10,998,000
Community/Technical Colleges Capital Projects Acct - State	0	3,000,000
<b>Total</b>	<b>0</b>	<b>13,998,000</b>

Comments: This project replaces a 1953 unreinforced brick/concrete building. The balance for this project comes from the Facility Preservation Backlog Reduction Pool (\$8.1 million).

### State Board for Community & Technical Colleges

*Lake Washington Technical College - Redmond Land Acquisition (2004-2-403)*

*C 26, L 03, E1, PV, Sec 808*

Description: Funding is provided in the form of matching funds to purchase property for expansion, storm water retention, and parking requirements.

	Reappropriation	Appropriation
Community/Technical Colleges Capital Projects Acct - State	0	500,000

Comments: A proviso requires that state funds be matched with non-state resources of at least \$500,000 and sets out other conditions for allotment of funds.

### State Board for Community & Technical Colleges

*Pierce College Puyallup: Community Arts/Allied Health (2004-1-691)*

*C 26, L 03, E1, PV, Sec 809*

Description: Funding is provided to conduct a predesign to analyze a proposed 69,773 square foot building, doubling program offerings in professional/technical programs including allied health, digital design, graphics, and technical communications. The predesign will include a transportation study for a third access.

	Reappropriation	Appropriation
Community/Technical Colleges Capital Projects Acct - State	0	150,000

Comments: Provisos require the predesign to be consistent with the College's adopted strategic and master plans and to address alternatives for the building, projected enrollment demands, operating budget impacts, reuse or disposition of existing facilities, and options for reduction of parking needs.

### State Board for Community & Technical Colleges

*Pierce College Ft Steilacoom: Science and Technology (2004-1-694)*

*C 26, L 03, E1, PV, Sec 810*

Description: Funding is provided to conduct a predesign study for a 69,000 square foot center housing earth sciences, biology, chemistry, physics, math, engineering, and computer information systems.

	Reappropriation	Appropriation
Community/Technical Colleges Capital Projects Acct - State	0	190,000

Comments: Provisos require the predesign to address alternatives to replacement of existing science lab facilities and require the predesign to be consistent with the College's adopted strategic and master plans and address projected enrollment demands, operating budget impacts, reuse or disposition of existing facilities and options for reduction of parking needs. This project is expected to result in program expansion.

## 2003-05 Capital Budget Project Descriptions

### State Board for Community & Technical Colleges

***Bellevue Community College: NWCET Expansion (2004-2-402)***

*C 26, L 03, E1, PV, Sec 811*

Description: Funding is provided in the form of matching funds to construct 4,000 square feet of open lab space that will allow the college to launch five new IT/media programs.

	Reappropriation	Appropriation
Community/Technical Colleges Capital Projects Acct - State	0	500,000

Comments: The NorthWest Center for Emerging Technologies (NWCET) Building features high-end computer labs and classrooms that support college programs, as well as office space for the National Workforce Center for Emerging Technologies staff and the Puget Sound State Archives. A proviso requires that state funds will be matched with non-state resources of at least \$500,000 and sets out conditions for allotment of funds.

### State Board for Community & Technical Colleges

***Pierce College Fort Steilacoom - Childcare Center (2004-2-401)***

*C 26, L 03, E1, PV, Sec 812*

Description: Funding is provided in the form of matching funds to construct a 10,000 square foot childcare center as identified in the College's master plan.

	Reappropriation	Appropriation
Community/Technical Colleges Capital Projects Acct - State	0	500,000

Comments: The Pierce College Foundation Board expects to initiate a district campaign for the remainder of the funding with a goal to raise \$2,250,000 for the remainder of the project. A proviso requires state funds to be matched with non-state resources of at least \$2,250,000 and sets out other conditions for allotment of funds.

### State Board for Community & Technical Colleges

***Peninsula College: Community Resource Center (2004-2-406)***

*C 26, L 03, E1, PV, Sec 813*

Description: Funding is provided in the form of matching funds to construct a 4,800 square foot Community Resource Center in partnership with the school districts and Economic Development Council to be used in a collaborative manner as a community resource center. The space will include a skill center, a small business development center, and instructional space.

	Reappropriation	Appropriation
Community/Technical Colleges Capital Projects Acct - State	0	500,000

Comments: A proviso requires that state funds be matched with non-state resources of at least \$500,000 and other conditions for allotment of funds.

### State Board for Community & Technical Colleges

***Renton Technical College: Portable Replacement (2004-1-215)***

*C 26, L 03, E1, PV, Sec 814*

Description: Funding is provided to replace aged portables with a 12,500 square foot classroom and maintenance facility. The project also converts existing maintenance space to expand the auto technology program.

	Reappropriation	Appropriation
State Building Construction Account - State	0	419,300

Comments: The new building will also house the Boilermaker Joint Apprenticeship Coordinating Office and boilermaker classroom facility.

### State Board for Community & Technical Colleges

***Roof Repairs "A" (2004-1-010)***

*C 26, L 03, E1, PV, Sec 815*

Description: Funding is provided to make critical roof repairs at 20 colleges where roof deterioration threatens classrooms and support space.

	Reappropriation	Appropriation
State Building Construction Account - State	0	7,265,677

## 2003-05 Capital Budget Project Descriptions

### State Board for Community & Technical Colleges

*Seattle Central: Replacement North Plaza Building (2004-1-275)*

*C 26, L 03, E1, PV, Sec 816*

Description: Funding is provided to construct an additional floor on the soon to be built Science and Math Building. The addition is estimated at 13,333 square feet.

	Reappropriation	Appropriation
State Building Construction Account - State	0	4,976,200

Comments: Provisos for the project were vetoed. The provisos stated the Legislature's understanding of the proposed facility solution in absence of a predesign and specified reporting requirements consistent with a major project and more detailed cost summaries at the conclusion of the project. Legislative staff will request major project reports for the project containing project cost summaries as well as an end of project cost summary for comparison with the proposal.

### State Board for Community & Technical Colleges

*Site Repairs "A" (2004-1-090)*

*C 26, L 03, E1, PV, Sec 817*

Description: Funding is provided to make site repairs necessary at 12 colleges to correct or eliminate hazardous conditions on walkways, parking lots, and roadways, to replace failing infrastructure, and to increase site safety.

	Reappropriation	Appropriation
State Building Construction Account - State	0	5,305,624

### State Board for Community & Technical Colleges

*Skagit Valley College: Science Building Replacement (2004-1-209)*

*C 26, L 03, E1, PV, Sec 818*

Description: Funding is provided to conduct a predesign study for a replacement science building of undetermined size.

	Reappropriation	Appropriation
State Building Construction Account - State	0	300,000

Comments: A proviso allows use of funds to include an update of master plan documents, including infrastructure planning as well as a predesign which is consistent with the campus master plan. A range of alternatives for the building, coupled with projected enrollment in the sciences and locational considerations, are also to be addressed in the predesign.

### State Board for Community & Technical Colleges

*South Seattle Community College: Instructional Technology Center (2004-2-681)*

*C 26, L 03, E1, PV, Sec 819*

Description: Funding is provided to construct a 44,500 square foot Instructional Technology Center that will include computer classrooms, science laboratories, a large high technology auditorium, and office spaces.

	Reappropriation	Appropriation
State Building Construction Account - State	713,759	17,236,600

### State Board for Community & Technical Colleges

*South Seattle Community College: Renovation-Pastry Vocational Pgm (2004-1-314)*

*C 26, L 03, E1, PV, Sec 820*

Description: Funding is provided to renovate 7,414 square feet, allowing program consolidation to a single location and to correct deficiencies in supporting infrastructure and utilities.

	Reappropriation	Appropriation
Community/Technical Colleges Capital Projects Acct - State	0	2,613,100

### State Board for Community & Technical Colleges

*Tacoma Community College: Renovation - Building 7 (2004-1-313)*

*C 26, L 03, E1, PV, Sec 821*

Description: Funding is provided to renovate the Pearl Wannamaker Building, allowing coordination of basic skills programs, multimedia, and tutorial labs. Deficiencies with heating, ventilation, and air conditioning, lighting, energy, and seismic resistance will be corrected.

	Reappropriation	Appropriation
State Building Construction Account - State	0	4,988,000

## 2003-05 Capital Budget Project Descriptions

Comments: Provisos for the project were vetoed. The provisos stated the Legislature's understanding of the proposed project and specified reporting requirements consistent with a major project and more detailed cost summaries at the conclusion of the project. Legislative staff will request major project reports for the project containing project cost summaries as well as an end of project cost summary for comparison with the proposal. The useful life of the building is expected to be extended by 25 or more years.

### State Board for Community & Technical Colleges

#### *Tacoma Community College: Replacement - Portable Buildings (2004-1-206)*

*C 26, L 03, E1, PV, Sec 822*

Description: Funding is provided to replace (demolish) portables and construct a 9,210 square foot addition to a fitness center to provide specialized classrooms, a fitness assessment lab, and multi-purpose activity classroom.

	Reappropriation	Appropriation
State Building Construction Account - State	0	2,622,000

Comments: The project allows expansion within allied health, physical education, and administration of justice programs.

### State Board for Community & Technical Colleges

#### *Walla Walla Community College: Health Science Facility (2004-1-211)*

*C 26, L 03, E1, PV, Sec 823*

Description: Funding is provided to construct a 27,000 square foot health science facility for the nursing program, replacing two 25-year-old temporary structures.

	Reappropriation	Appropriation
Community/Technical Colleges Capital Projects Acct - State	0	7,261,400

### State Board for Community & Technical Colleges

#### *South Puget Sound Community College: Science Complex (2004-2-695)*

*C 26, L 03, E1, PV, Sec 824*

Description: Funding is provided to conduct a predesign for a 65,700 square foot addition to the Natural Science Building, including an upgrade for existing space. The project corrects design issues in the existing building and provides storage, support space, and flexible classroom and lab space.

	Reappropriation	Appropriation
Community/Technical Colleges Capital Projects Acct - State	0	93,200

Comments: Provisos require a study of alternatives in the predesign study and specifies options and issues to be addressed, including projected enrollment demands, operating budget impacts, cost-effective ways to meet local environmental regulations, and options for reduction of parking needs.

### State Board for Community & Technical Colleges

#### *Yakima Valley Community College: Renovation - Sundquist Annex (2004-1-302)*

*C 26, L 03, E1, PV, Sec 825*

Description: Funding is provided to renovate Sundquist Hall and construct a second story to house the Adult Basic Education /English as a Second Language (ABE/ESL) Program relocated from Raymond Library. A small ground level addition will house new computer graphics and printing programs.

	Reappropriation	Appropriation
State Building Construction Account - State	0	3,852,700

### State Board for Community & Technical Colleges

#### *Infrastructure Savings (2004-1-952)*

*C 26, L 03, E1, PV, Sec 826*

Description: Provides initial funding of \$1 to establish a project for the transfer of savings from completed preservation and program projects to be used for infrastructure deficiencies or conditions having an adverse effect on current program use, or those where modification will increase life expectancy for the infrastructure supporting a campus or can reduce system operating costs for the institution.

	Reappropriation	Appropriation
State Building Construction Account - State	0	1

## **2003-05 Capital Budget**

### **Project Descriptions**

---

Comments: Additional clarifying restrictions on the use of funds transferred to this project account are described in Chapter 26, Laws of 2003, 1st sp.s., Partial Veto, Section 915 (SSB 5401 - 2003-05 Capital Budget). The Office of Financial Management will review and qualify project savings for transfer into this account.

---

# 2003 Supplemental Capital Budget

## *Omnibus Capital Only*

### TABLE OF CONTENTS

<b>Subject</b>	<b>Page</b>
2001-03 Capital Appropriations .....	526
New Appropriations Project List .....	527
Project Descriptions .....	529

## 2001-03 Capital Appropriations

	<b>Debt Limit Bonds</b>	<b>Total Funds</b>
<b>2001-03 Biennial Capital Budget <sup>(1)</sup></b>		
Total Appropriations	878,123,706	2,502,195,925
<b>2002 Supplemental Capital Budget <sup>(2)</sup></b>		
New Appropriations	100,360,050	230,465,712
Appropriation Reductions	-5,267,000	-146,888,650
Governor Veto	-649,000	-649,000
Reappropriation Reductions	-6,500,000	-6,500,000
Total 2002 Supplemental Capital Budget	87,944,050	76,428,062
<b>2003 Supplemental Capital Budget <sup>(3)</sup></b>		
New Appropriations	6,000,000	6,200,000
Appropriation Reductions	1,539,000	1,539,000
Reappropriation Reductions	-3,654,463	-3,654,463
Total 2003 Supplemental Capital Budget	3,884,537	4,084,537
<b>Capital Projects in Other Leg (Public Works Board – Projects) <sup>(4)</sup></b>	0	58,072,911
<b>Capital Projects in 2003 Supplemental Operating Budget <sup>(5)</sup></b>	-4,583,308	-4,583,308
<b>Total Revised 2001-03 Capital Budget</b>	<b>965,368,985</b>	<b>2,636,198,127</b>

(1) Chapter 8, Laws of 2001, 2nd sp.s., Partial Veto (SSB 6155)

(2) Chapter 238, Laws of 2002, Partial Veto (ESB 6396)

(3) Chapter 10, Laws of 2003, Partial Veto (SSB 5403)

(4) Chapter 9, Laws of 2003 (SHB 1063)

(5) Chapter 26, Laws of 2003, 1st sp.s., Partial Veto (SSB 5401)



**2003 Supplemental Capital Budget**  
**New Appropriations Project List**  
**Chapter 10, Laws of 2003, Partial Veto (SSB 5403)**

	<b>State Bonds</b>	<b>Total</b>
<b>NEW PROJECTS</b>		
<b>Governmental Operations</b>		
<b>Dept Community, Trade, Econ Dev</b>		
Inland Northwest Regional Sports and Recreational Project	-1,500,000	-1,500,000
Public Works Trust Fund	0	58,072,911
Total	-1,500,000	56,572,911
<b>Dept of General Administration</b>		
Legislative Building: Rehabilitation	6,000,000	6,000,000
<b>Total Governmental Operations</b>		
	<b>4,500,000</b>	<b>62,572,911</b>
<b>Natural Resources</b>		
<b>Interagency Comm for Outdoor Rec</b>		
National Recreation Trails Program (NRTP)	0	200,000
<b>Higher Education</b>		
<b>Western Washington University</b>		
Job Creation & Infrastructure Projects	1,500,000	1,500,000
<b>Projects Total</b>		
	<b>6,000,000</b>	<b>64,272,911</b>
<b>NEW APPROPRIATION ADJUSTMENTS</b>		
<b>Washington State University</b>		
WSU Pullman - Energy Plant - Heat: Renovation	1,539,000	1,539,000
<b>Community/Technical College System</b>		
Clover Park - Building 18 Machine Trades: New Facility	-4,583,308	-4,583,308
<b>Total Higher Education</b>		
	<b>-3,044,308</b>	<b>-3,044,308</b>
<b>Appropriation Adjustments Total</b>		
	<b>-3,044,308</b>	<b>-3,044,308</b>
<b>REAPPROPRIATION ADJUSTMENTS</b>		
<b>Human Services</b>		
<b>Dept of Social and Health Services</b>		
Eastern State Hospital: Legal Offender Unit	-2,115,463	-2,115,463
<b>Higher Education</b>		
<b>Washington State University</b>		
WSU Pullman - Teaching and Learning Center: New Facility	-1,539,000	-1,539,000
<b>Reappropriation Adjustments Total</b>		
	<b>-3,654,463</b>	<b>-3,654,463</b>

**2003 Supplemental Capital Budget**  
**New Appropriations Project List**  
**Chapter 10, Laws of 2003, Partial Veto (SSB 5403)**

	<u>State Bonds</u>	<u>Total</u>
<b>TOTALS</b>		
Projects Total	6,000,000	64,272,911
Appropriation Adjustments Total	-3,044,308	-3,044,308
Reappropriation Adjustments Total	-3,654,463	-3,654,463
<b>Statewide Total</b>	<b>-698,771</b>	<b>57,574,140</b>

## 2003 Supplemental Capital Budget Project Descriptions

### Department of Community, Trade, & Economic Development

#### *Public Works Trust Fund (2002-4-013)*

*C 9, L 03, Sec 2*

	Reappropriation	Appropriation
2001-03 Appropriation		
General Fund - Federal	0	20,000,000
Public Works Assistance Account - State	0	230,300,000
2003 Supplemental Change		
Public Works Assistance Account - State	0	58,072,911
<b>Total</b>	<b>0</b>	<b>308,372,911</b>

### Department of Social and Health Services

#### *Eastern State Hospital: Legal Offender Unit (1998-2-002)*

*C 26, L 03, E1, PV, Sec 231*

Description: Funding is appropriated for the Eastern State Hospital legal offender unit.

	Reappropriation	Appropriation
2001-03 Appropriation		
State Building Construction Account - State	2,365,463	0
2003 Supplemental Change		
State Building Construction Account - State	-2,115,463	0
<b>Total</b>	<b>250,000</b>	<b>0</b>

Comments: The Legislature intended to reappropriate \$250,000 of the \$1.3 million project savings on this project and lapse the remainder of the project savings. A technical correction is expected in the next supplemental capital budget.

### State Board for Community & Technical Colleges

#### *Clover Park - Building 18 Machine Trades: New Facility (2002-1-343)*

*C 26, L 03, E1, PV, Sec 754*

	Reappropriation	Appropriation
2001-03 Appropriation		
State Building Construction Account - State	0	4,791,800
2003 Supplemental Change		
State Building Construction Account - State	0	-4,583,308
<b>Total</b>	<b>0</b>	<b>208,492</b>

Comments: See comments on Section 755.

### Department of General Administration

#### *Legislative Buildings - O'Brien and Newhouse Bldg Improvements (2001-H-021)*

*C 10, L 03, PV, Sec 902*

Description: Funding is provided related to improvements to the O'Brien and Newhouse Buildings.

	Reappropriation	Appropriation
2001-03 Appropriation		
Capitol Building Construction Account - State	0	1,000,000
Thurston County Capital Facilities Account - State	0	1,000,000
2003 Supplemental Change		
Capitol Building Construction Account - State	0	-1,000,000
Thurston County Capital Facilities Account - State	0	1,000,000
<b>Total</b>	<b>0</b>	<b>2,000,000</b>

Comments: This supplemental budget change moves \$1 million of the \$2 million appropriation for the O'Brien and Newhouse Building improvements from the Capitol Building Construction Account to the Thurston County Capital Facilities Account due to a decrease in revenues.

## 2003 Supplemental Capital Budget Project Descriptions

### Department of General Administration

#### *Tumwater Office Building 1 (2001-S-003)*

*C 10, L 03, PV, Sec 903*

Description: Funding is provided for the planning of a lease/development of an office building in Tumwater.

	Reappropriation	Appropriation
2001-03 Appropriation		
State Building Construction Account - State	0	400,000

Comments: This sections adds a proviso clarifying the type of financing alternatives the Department can consider in planning for the Tumwater Office Building and that the financing contract is subject to approval by the State Finance Committee, whether it is a Certificate of Participation or other financing contract. This section is not reappropriated in the 2003-05 capital budget since the appropriation was spent in the 2001-03 biennium, but the related authorization to enter into a financing contract under Chapter 39.94 RCW referenced in the added proviso is repeated in the 2003-05 biennium capital budget.

### Department of General Administration

#### *Legislative Building: Rehabilitation (2001-1-008)*

*C 10, L 03, PV, Sec 904*

Description: Provides funds for the rehabilitation of the Legislative Building.

	Reappropriation	Appropriation
2001-03 Appropriation		
Capitol Building Construction Account - State	2,000,000	0
Thurston County Capital Facilities Account - State	2,500,000	1,300,000
Capitol Historic District Construction Account - State	0	81,681,000
2003 Supplemental Change		
State Building Construction Account - State	0	6,000,000
<b>Total</b>	<b>4,500,000</b>	<b>88,981,000</b>

Comments: The original appropriation is increased by \$6 million to address an increase in the cost of the project due to unforeseen construction obstacles and code requirements discovered in design and early construction activities.

### Western Washington University

#### *Job Creation & Infrastructure Projects (2003-1-001)*

*C 10, L 03, PV, Sec 905*

Description: Funds are provided to add Parks Hall to the University's Job Creation and Infrastructure Projects.

	Reappropriation	Appropriation
2001-03 Appropriation		
Education Construction Account - State	0	3,000,000
2003 Supplemental Change		
State Building Construction Account - State	0	1,500,000
<b>Total</b>	<b>0</b>	<b>4,500,000</b>

Comments: Supplemental funds are provided in consideration of emergency resources previously spent to repair fire damage to Parks Hall as agreed to by the Legislature and the Governor's Office.

## 2003 Supplemental Capital Budget Project Descriptions

### Washington State University

#### *WSU Pullman - Energy Plant - Heat: Renovation (2002-1-501)*

*C 10, L 03, PV, Sec 906*

Description: Funding is increased for the energy plant project.

	Reappropriation	Appropriation
2001-03 Appropriation		
State Building Construction Account - State	0	23,000,000
2003 Supplemental Change		
State Building Construction Account - State	0	1,539,000
<b>Total</b>	<b>0</b>	<b>24,539,000</b>

Comments: Approximately \$1.5 million was added to this project in the supplemental budget from savings on the Teaching and Learning Center.

### Interagency Committee for Outdoor Recreation

#### *National Recreation Trails Program (NRTP) (2002-4-006)*

*C 10, L 03, PV, Sec 908*

Description: The original appropriation is increased by \$200,000 to reflect higher-than-anticipated federal receipts.

	Reappropriation	Appropriation
2001-03 Appropriation		
Recreation Resources Account - Federal	0	2,132,936
2003 Supplemental Change		
Recreation Resources Account - Federal	0	200,000
<b>Total</b>	<b>0</b>	<b>2,332,936</b>

### Department of Community, Trade, & Economic Development

#### *Inland Northwest Regional Sports and Recreational Project (2003-H-002)*

*C 10, L 03, PV, Sec 909*

Description: The appropriation to the Inland Northwest Regional Sports and Recreational Project is repealed.

	Reappropriation	Appropriation
2001-03 Appropriation		
State Building Construction Account - State	0	1,500,000
2003 Supplemental Change		
State Building Construction Account - State	0	-1,500,000
<b>Total</b>	<b>0</b>	<b>0</b>



## APPENDIX

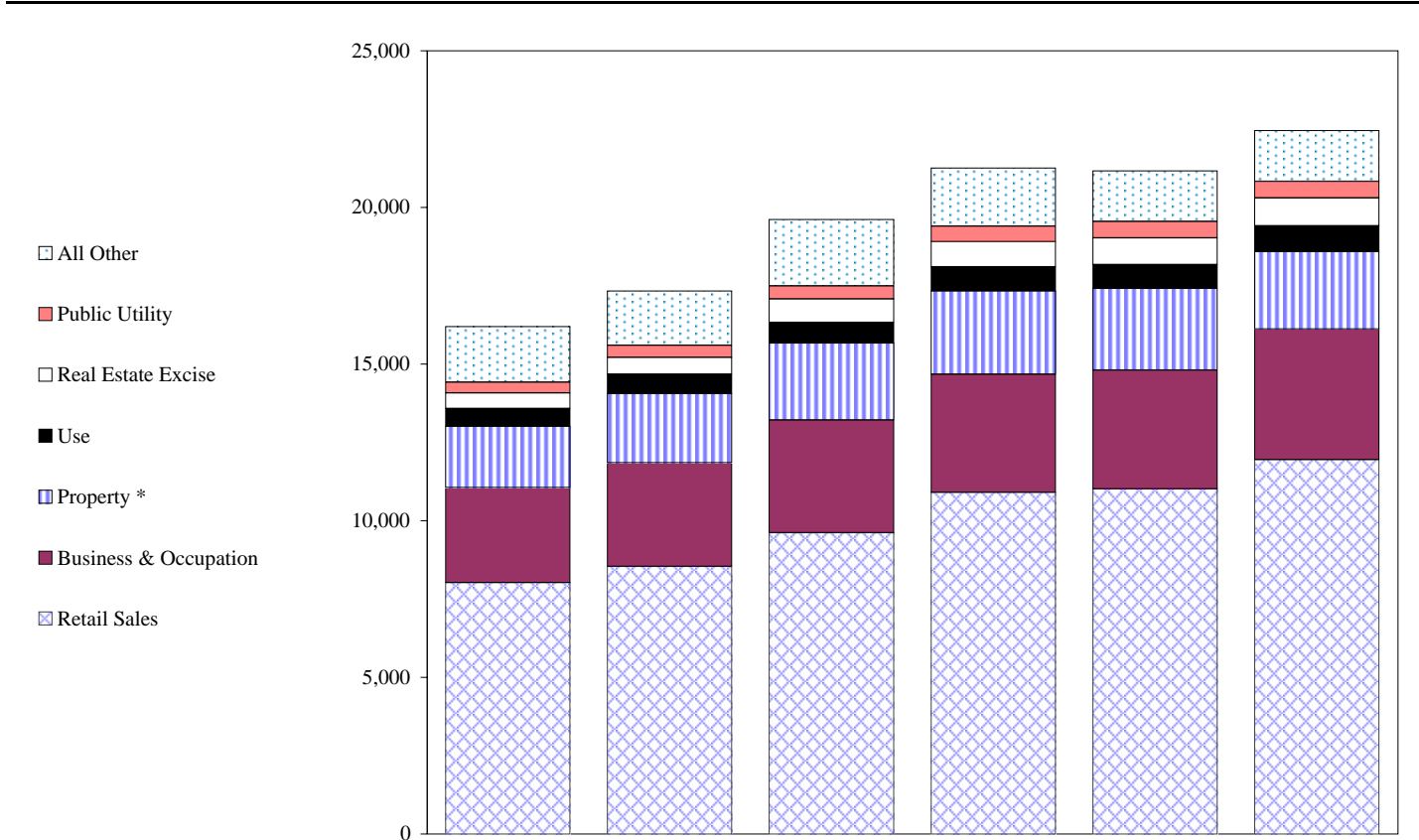
### Historical Comparisons – Operating Only

Historical data displayed on the following pages differs from data displayed in previous Legislative Budget Notes documents. The differences result from reconstruction of historical data to optimize comparability with current budget formats. These differences include:

- *finalization of 2001-03 data:* previously, budgeted data were displayed for 2001-03; the following tables and graphs display data for 2001-03 that reflect the supplemental budget passed during the 2003 legislative session.
- *changes between or among agencies/programs/subprograms:* the Washington State Library became a program within the Office of the Secretary of State; the Risk Management Division of the Department of General Administration and the Permit Assistance Center of the Department of Ecology were transferred to the Office of Financial Management (OFM); pass-through funds previously in the Division of Developmental Disabilities in the Department of Social and Health Services have been transferred to the Department of Services for the Blind; the County Road Administration Board (CRAB) and the Transportation Improvement Board (TIB) created operating programs and made transfers between capital and operating budgets.
- *changes to agency totals:* full-time equivalent (FTE) staff previously displayed in operating programs in the Department of Transportation were transferred to capital programs.

# Washington State General Fund-State Revenues By Source

(Dollars in Millions)



	<b>1993-95</b>	<b>1995-97</b>	<b>1997-99</b>	<b>1999-01</b>	<b>2001-03</b>	<b>2003-05</b>
Retail Sales	8,020.5	8,541.8	9,609.8	10,903.5	11,014.1	11,944.7
Business & Occupation	3,031.5	3,300.1	3,603.6	3,772.9	3,789.3	4,170.8
Property *	1,960.4	2,211.7	2,452.8	2,651.9	2,607.0	2,478.2
Use	569.4	626.1	662.0	779.5	765.0	819.8
Real Estate Excise	493.0	532.6	746.3	801.5	852.5	892.0
Public Utility	345.2	388.1	415.8	495.3	526.0	529.9
All Other	1,780.9	1,729.5	2,129.2	1,857.5	1,609.1	1,616.1
<b>Total</b>	<b>16,200.9</b>	<b>17,329.9</b>	<b>19,619.5</b>	<b>21,262.1</b>	<b>21,163.0</b>	<b>22,451.5</b>

\* The state levy forecast reflects only the General Fund portion. The portion of the state levy that is transferred to the Student Achievement Account by Initiative 728 is excluded.

Note: Data for 2001-03 and 2003-05 reflect the March 2003 Revenue Forecast (Cash Basis).



## Washington State General Fund-State Revenues By Source

### Dollars in Millions

	1993-95	1995-97	1997-99	1999-01	2001-03	2003-05
Retail Sales	8,020.5	8,541.8	9,609.8	10,903.5	11,014.1	11,944.7
Business & Occupation	3,031.5	3,300.1	3,603.6	3,772.9	3,789.3	4,170.8
Property *	1,960.4	2,211.7	2,452.8	2,651.9	2,607.0	2,478.2
Use	569.4	626.1	662.0	779.5	765.0	819.8
Real Estate Excise	493.0	532.6	746.3	801.5	852.5	892.0
Public Utility	345.2	388.1	415.8	495.3	526.0	529.9
All Other	1,780.9	1,729.5	2,129.2	1,857.5	1,609.1	1,616.1
<b>Total</b>	<b>16,200.9</b>	<b>17,329.9</b>	<b>19,619.5</b>	<b>21,262.1</b>	<b>21,163.0</b>	<b>22,451.5</b>

### Percent of Total

Retail Sales	49.5%	49.3%	49.0%	51.3%	52.0%	53.2%
Business & Occupation	18.7%	19.0%	18.4%	17.7%	17.9%	18.6%
Property	12.1%	12.8%	12.5%	12.5%	12.3%	11.0%
Use	3.5%	3.6%	3.4%	3.7%	3.6%	3.7%
Real Estate Excise	3.0%	3.1%	3.8%	3.8%	4.0%	4.0%
Public Utility	2.1%	2.2%	2.1%	2.3%	2.5%	2.4%
All Other	11.0%	10.0%	10.9%	8.7%	7.6%	7.2%
<b>Total</b>	<b>100.0%</b>	<b>100.0%</b>	<b>100.0%</b>	<b>100.0%</b>	<b>100.0%</b>	<b>100.0%</b>

### Percent Change from Prior Biennium

Retail Sales	6.5%	12.5%	13.5%	1.0%	8.5%
Business & Occupation	8.9%	9.2%	4.7%	0.4%	10.1%
Property	12.8%	10.9%	8.1%	-1.7%	-4.9%
Use	10.0%	5.7%	17.8%	-1.9%	7.2%
Real Estate Excise	8.0%	40.1%	7.4%	6.4%	4.6%
Public Utility	12.4%	7.1%	19.1%	6.2%	0.7%
All Other	-2.9%	23.1%	-12.8%	-13.4%	0.4%
<b>Total</b>	<b>7.0%</b>	<b>13.2%</b>	<b>8.4%</b>	<b>-0.5%</b>	<b>6.1%</b>

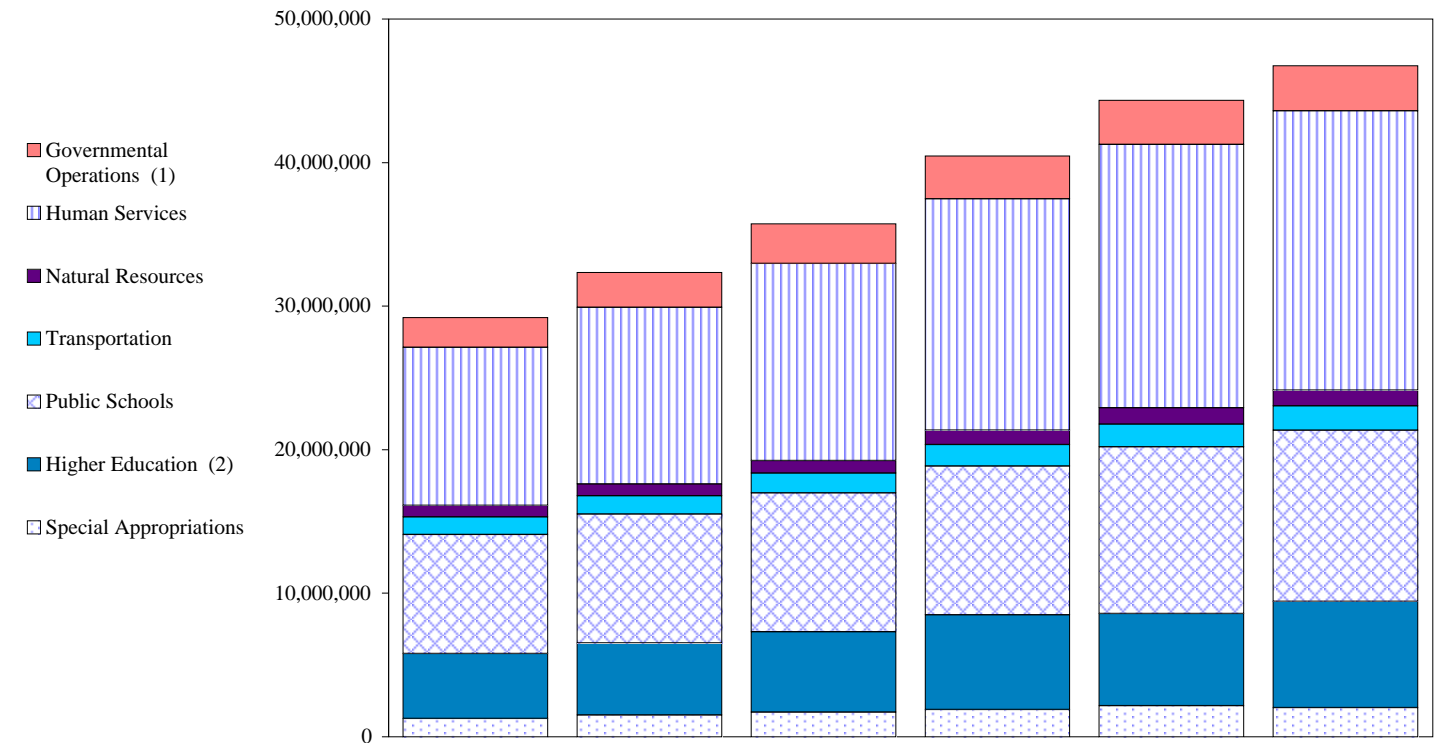
\* The state levy forecast reflects only the General Fund portion. The portion of the state levy that is transferred to the Student Achievement Account by Initiative 728 is excluded.

Note: Data for 2001-03 and 2003-05 reflect the March 2003 Revenue Forecast (Cash Basis).

# Washington State Operating Budget

## Total All Funds

(Dollars in Thousands)



	<b>1993-95</b>	<b>1995-97</b>	<b>1997-99</b>	<b>1999-01</b>	<b>2001-03 * Exp Auth</b>	<b>2003-05 * Budget</b>
Governmental Operations (1)	2,062,986	2,435,788	2,752,959	2,980,984	3,079,870	3,127,329
Human Services	11,011,622	12,287,704	13,733,527	16,107,653	18,357,471	19,457,885
Natural Resources	808,766	823,906	877,916	1,001,737	1,131,656	1,092,699
Transportation	1,228,134	1,276,118	1,363,874	1,491,046	1,582,646	1,712,822
Public Schools	8,291,607	8,986,803	9,691,473	10,365,268	11,604,575	11,906,608
Higher Education (2)	4,520,609	5,006,093	5,579,854	6,597,554	6,439,578	7,400,500
Special Appropriations	1,271,107	1,525,138	1,724,197	1,905,343	2,151,216	2,038,025
<b>Statewide Total</b>	<b>29,194,830</b>	<b>32,341,550</b>	<b>35,723,801</b>	<b>40,449,586</b>	<b>44,347,012</b>	<b>46,735,868</b>

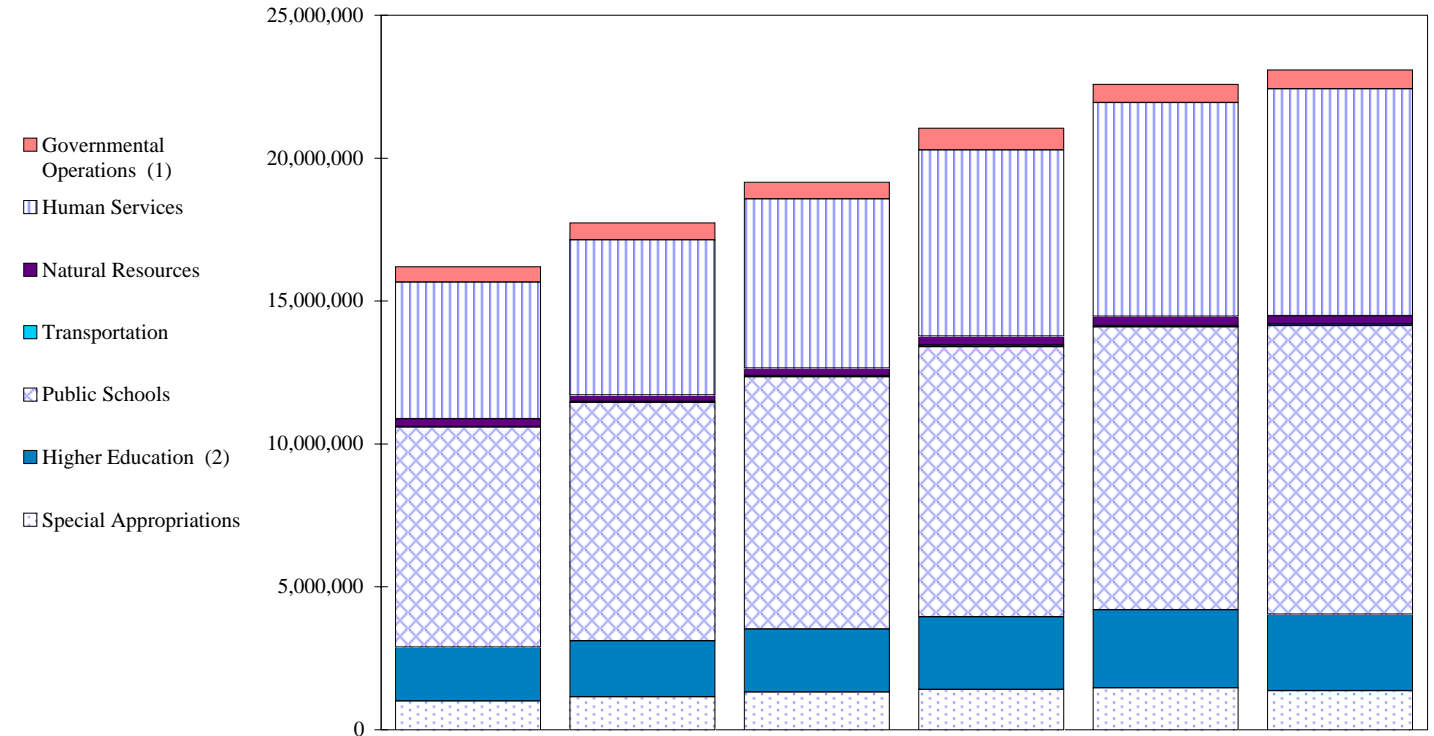
(1) Includes Legislative, Judicial, Other Education, and Governmental Operations agencies.

(2) Includes the Community & Technical College System, Four Year Schools, the Higher Education Coordinating Board, and the Spokane Intercollegiate Research & Technical Institute.

\* The 2003-05 budget includes all operating amounts from both the Omnibus and Transportation Budgets enacted through the 2003 legislative session.

## Washington State Operating Budget General Fund-State

(Dollars in Thousands)



	<b>1993-95</b>	<b>1995-97</b>	<b>1997-99</b>	<b>1999-01</b>	<b>2001-03 * Exp Auth</b>	<b>2003-05 * Budget</b>
Governmental Operations (1)	537,565	586,709	585,626	759,664	642,022	659,412
Human Services	4,778,094	5,435,453	5,921,886	6,512,449	7,471,882	7,933,222
Natural Resources	275,334	224,377	258,731	317,383	333,375	297,097
Transportation	19,525	29,586	40,995	55,953	40,554	48,834
Public Schools	7,706,082	8,335,497	8,823,837	9,447,098	9,891,097	10,104,649
Higher Education (2)	1,880,198	1,968,836	2,207,042	2,543,226	2,731,535	2,667,195
Special Appropriations	1,002,950	1,149,088	1,320,769	1,410,968	1,471,623	1,370,972
<b>Statewide Total</b>	<b>16,199,747</b>	<b>17,729,545</b>	<b>19,158,885</b>	<b>21,046,741</b>	<b>22,582,088</b>	<b>23,081,381</b>

(1) Includes Legislative, Judicial, Other Education, and Governmental Operations agencies.

(2) Includes the Community & Technical College System, Four Year Schools, the Higher Education Coordinating Board, and the Spokane Intercollegiate Research & Technical Institute.

\* The 2003-05 Budget includes all legislative operating amounts.

## Washington State Operating Budget Total All Funds

Dollars in Thousands

	1993-95	1995-97	1997-99	1999-01	2001-03	Revised * 2003-05
Legislative	105,319	106,005	117,110	142,713	140,194	138,768
Judicial	102,124	111,710	117,533	123,650	143,081	162,179
Governmental Operations	1,781,750	2,141,807	2,436,994	2,625,776	2,685,793	2,726,788
Dept of Social & Health Services	8,993,549	9,862,595	10,960,282	12,894,505	14,867,122	15,840,269
Other Human Services	2,018,073	2,425,110	2,773,245	3,213,149	3,491,299	3,617,616
Natural Resources	808,766	823,906	877,916	1,001,737	1,131,656	1,092,699
Transportation	1,228,134	1,276,118	1,363,874	1,491,046	1,582,646	1,712,822
Total Education	12,886,008	14,069,162	15,352,649	17,051,667	18,154,955	19,406,702
Public Schools	8,291,607	8,986,803	9,691,473	10,365,268	11,604,575	11,906,608
Higher Education	4,520,609	5,006,093	5,579,854	6,597,554	6,439,578	7,400,500
Other Education	73,793	76,266	81,322	88,845	110,802	99,594
Special Appropriations	1,271,107	1,525,138	1,724,197	1,905,343	2,150,266	2,038,025
<b>Statewide Total</b>	<b>29,194,830</b>	<b>32,341,550</b>	<b>35,723,801</b>	<b>40,449,586</b>	<b>44,347,012</b>	<b>46,735,868</b>

### Percent of Total

Legislative	0.4%	0.3%	0.3%	0.4%	0.3%	0.3%
Judicial	0.4%	0.4%	0.3%	0.3%	0.3%	0.4%
Governmental Operations	6.1%	6.6%	6.8%	6.5%	6.1%	5.8%
Dept of Social & Health Services	30.8%	30.5%	30.7%	31.9%	33.5%	33.9%
Other Human Services	6.9%	7.5%	7.8%	7.9%	7.9%	7.7%
Natural Resources	2.8%	2.6%	2.5%	2.5%	2.6%	2.3%
Transportation	4.2%	4.0%	3.8%	3.7%	3.6%	3.7%
Total Education	44.1%	43.5%	43.0%	42.2%	40.9%	41.5%
Public Schools	28.4%	27.8%	27.1%	25.6%	26.2%	25.5%
Higher Education	15.5%	15.5%	15.6%	16.3%	14.5%	15.8%
Other Education	0.3%	0.2%	0.2%	0.2%	0.3%	0.2%
Special Appropriations	4.4%	4.7%	4.8%	4.7%	4.9%	4.4%
<b>Statewide Total</b>	<b>100.0%</b>	<b>100.0%</b>	<b>100.0%</b>	<b>100.0%</b>	<b>100.0%</b>	<b>100.0%</b>

### Percent Change from Prior Biennium

Legislative	0.7%	10.5%	21.9%	-1.8%	-1.0%
Judicial	9.4%	5.2%	5.2%	15.7%	13.4%
Governmental Operations	20.2%	13.8%	7.8%	2.3%	1.5%
Dept of Social & Health Services	9.7%	11.1%	17.7%	15.3%	6.6%
Other Human Services	20.2%	14.4%	15.9%	8.7%	3.6%
Natural Resources	1.9%	6.6%	14.1%	13.0%	-3.4%
Transportation	3.9%	6.9%	9.3%	6.1%	8.2%
Total Education	9.2%	9.1%	11.1%	6.5%	6.9%
Public Schools	8.4%	7.8%	7.0%	12.0%	2.6%
Higher Education	10.7%	11.5%	18.2%	-2.4%	14.9%
Other Education	3.4%	6.6%	9.3%	24.7%	-10.1%
Special Appropriations	20.0%	13.1%	10.5%	12.9%	-5.2%
<b>Statewide Total</b>	<b>10.8%</b>	<b>10.5%</b>	<b>13.2%</b>	<b>9.6%</b>	<b>5.4%</b>

\* Includes all operating amounts from both the Omnibus and Transportation Budgets enacted through the 2003 legislative session.

## Washington State Operating Budget General Fund-State

### Dollars in Thousands

	1993-95	1995-97	1997-99	1999-01	2001-03	Revised * 2003-05
Legislative	98,868	100,427	106,272	117,067	129,818	129,628
Judicial	54,851	55,879	60,118	66,848	75,506	78,492
Governmental Operations	353,635	397,431	383,575	536,602	382,407	411,360
Dept of Social & Health Services	3,974,880	4,535,769	4,886,482	5,363,639	6,217,485	6,605,069
Other Human Services	803,214	899,684	1,035,404	1,148,811	1,254,397	1,328,153
Natural Resources	275,334	224,377	258,731	317,383	333,375	297,097
Transportation	19,525	29,586	40,995	55,953	40,554	48,834
Total Education	9,616,491	10,337,304	11,066,540	12,029,471	12,676,923	12,811,776
Public Schools	7,706,082	8,335,497	8,823,837	9,447,098	9,891,097	10,104,649
Higher Education	1,880,198	1,968,836	2,207,042	2,543,226	2,731,535	2,667,195
Other Education	30,211	32,971	35,661	39,147	54,291	39,932
Special Appropriations	1,002,950	1,149,088	1,320,769	1,410,968	1,471,623	1,370,972
<b>Statewide Total</b>	<b>16,199,747</b>	<b>17,729,545</b>	<b>19,158,885</b>	<b>21,046,741</b>	<b>22,582,088</b>	<b>23,081,381</b>

### Percent of Total

Legislative	0.6%	0.6%	0.6%	0.6%	0.6%	0.6%
Judicial	0.3%	0.3%	0.3%	0.3%	0.3%	0.3%
Governmental Operations	2.2%	2.2%	2.0%	2.6%	1.7%	1.8%
Dept of Social & Health Services	24.5%	25.6%	25.5%	25.5%	27.5%	28.6%
Other Human Services	5.0%	5.1%	5.4%	5.5%	5.6%	5.8%
Natural Resources	1.7%	1.3%	1.4%	1.5%	1.5%	1.3%
Transportation	0.1%	0.2%	0.2%	0.3%	0.2%	0.2%
Total Education	59.4%	58.3%	57.8%	57.2%	56.1%	55.5%
Public Schools	47.6%	47.0%	46.1%	44.9%	43.8%	43.8%
Higher Education	11.6%	11.1%	11.5%	12.1%	12.1%	11.6%
Other Education	0.2%	0.2%	0.2%	0.2%	0.2%	0.2%
Special Appropriations	6.2%	6.5%	6.9%	6.7%	6.5%	5.9%
<b>Statewide Total</b>	<b>100.0%</b>	<b>100.0%</b>	<b>100.0%</b>	<b>100.0%</b>	<b>100.0%</b>	<b>100.0%</b>

### Percent Change from Prior Biennium

Legislative	1.6%	5.8%	10.2%	10.9%	-0.2%
Judicial	1.9%	7.6%	11.2%	13.0%	4.0%
Governmental Operations	12.4%	-3.5%	39.9%	-28.7%	7.6%
Dept of Social & Health Services	14.1%	7.7%	9.8%	15.9%	6.2%
Other Human Services	12.0%	15.1%	11.0%	9.2%	5.9%
Natural Resources	-18.5%	15.3%	22.7%	5.0%	-10.9%
Transportation	51.5%	38.6%	36.5%	-27.5%	20.4%
Total Education	7.5%	7.1%	8.7%	5.4%	1.1%
Public Schools	8.2%	5.9%	7.1%	4.7%	2.2%
Higher Education	4.7%	12.1%	15.2%	7.4%	-2.4%
Other Education	9.1%	8.2%	9.8%	38.7%	-26.5%
Special Appropriations	14.6%	14.9%	6.8%	4.3%	-6.8%
<b>Statewide Total</b>	<b>9.4%</b>	<b>8.1%</b>	<b>9.9%</b>	<b>7.3%</b>	<b>2.2%</b>

\* Includes all operating appropriations enacted through the 2003 legislative session.

## Washington State Operating Budget Annual FTE Staff

	1993-95	1995-97	1997-99	1999-01	2001-03	Revised * 2003-05
Legislative	824.4	793.8	819.1	839.6	861.4	831.8
Judicial	494.2	513.2	536.6	557.0	598.0	578.4
Governmental Operations	7,001.3	6,903.7	7,001.8	7,202.8	7,273.2	7,434.3
Dept of Social & Health Services	16,525.0	16,842.3	17,788.2	18,286.7	17,960.0	17,762.2
Other Human Services	12,542.7	13,106.3	13,481.8	14,380.2	15,145.6	15,272.8
Natural Resources	6,043.4	5,794.4	5,717.5	5,881.9	5,993.2	5,767.4
Transportation	7,494.7	7,495.3	7,649.6	7,834.5	8,098.1	8,210.5
Total Education	36,900.2	38,538.3	40,733.6	43,178.9	42,707.5	44,406.7
Public Schools	248.3	260.7	271.8	293.8	300.5	282.6
Higher Education	36,388.4	37,992.3	40,158.0	42,587.5	41,990.7	43,803.4
Other Education	263.5	285.3	303.9	297.7	416.4	320.8
<b>Statewide Total</b>	<b>87,825.7</b>	<b>89,987.2</b>	<b>93,728.1</b>	<b>98,161.5</b>	<b>98,636.7</b>	<b>100,264.0</b>

### Percent of Total

Legislative	0.9%	0.9%	0.9%	0.9%	0.9%	0.8%
Judicial	0.6%	0.6%	0.6%	0.6%	0.6%	0.6%
Governmental Operations	8.0%	7.7%	7.5%	7.3%	7.4%	7.4%
Dept of Social & Health Services	18.8%	18.7%	19.0%	18.6%	18.2%	17.7%
Other Human Services	14.3%	14.6%	14.4%	14.7%	15.4%	15.2%
Natural Resources	6.9%	6.4%	6.1%	6.0%	6.1%	5.8%
Transportation	8.5%	8.3%	8.2%	8.0%	8.2%	8.2%
Total Education	42.0%	42.8%	43.5%	44.0%	43.3%	44.3%
Public Schools	0.3%	0.3%	0.3%	0.3%	0.3%	0.3%
Higher Education	41.4%	42.2%	42.9%	43.4%	42.6%	43.7%
Other Education	0.3%	0.3%	0.3%	0.3%	0.4%	0.3%
<b>Statewide Total</b>	<b>100.0%</b>	<b>100.0%</b>	<b>100.0%</b>	<b>100.0%</b>	<b>100.0%</b>	<b>100.0%</b>

### Percent Change from Prior Biennium

Legislative	-3.7%	3.2%	2.5%	2.6%	-3.4%
Judicial	3.8%	4.6%	3.8%	7.4%	-3.3%
Governmental Operations	-1.4%	1.4%	2.9%	1.0%	2.2%
Dept of Social & Health Services	1.9%	5.6%	2.8%	-1.8%	-1.1%
Other Human Services	4.5%	2.9%	6.7%	5.3%	0.8%
Natural Resources	-4.1%	-1.3%	2.9%	1.9%	-3.8%
Transportation	0.0%	2.1%	2.4%	3.4%	1.4%
Total Education	4.4%	5.7%	6.0%	-1.1%	4.0%
Public Schools	5.0%	4.2%	8.1%	2.3%	-6.0%
Higher Education	4.4%	5.7%	6.1%	-1.4%	4.3%
Other Education	8.3%	6.5%	-2.0%	39.9%	-23.0%
<b>Statewide Total</b>	<b>2.5%</b>	<b>4.2%</b>	<b>4.7%</b>	<b>0.5%</b>	<b>1.7%</b>

\* Includes all legislative operating FTEs authorized through the 2003 legislative session.

Note: Does not include Capital FTEs.