

A LEGISLATIVE GUIDE TO WASHINGTON'S TAX STRUCTURE



2019

A LEGISLATIVE GUIDE TO WASHINGTON'S TAX STRUCTURE

TABLE OF CONTENTS

Major Categories of State Revenue in	
Washington	1
Major Excise Taxes	2
Sales and Use Tax	2
Business and Occupation Tax	10
Real Estate Excise Tax	14
Public Utility Tax	15
Insurance Premiums Taxes	19
Cigarette and Tobacco Products Taxes	20
Alcoholic Beverages Taxes	21
Estate Tax	24
Timber Excise Tax	50
Public Utility District Privilege Tax	51
Watercraft Excise Tax	52

Introduction

A Legislative Guide to Washington's Tax Structure is offered as a resource to members of the Senate, their staff, and other interested persons to provide an overview of the tax system in this state. It describes the evolution and characteristics of our tax structure and provides practical information on state tax uses, credits and exemption programs. The *Legislative Guide to Washington's Tax Structure* was prepared by the Senate Ways & Means Committee staff (within Senate Committee Services) and the Legislative Evaluation and Accountability Program (LEAP) to provide answers to many of the typical questions regarding taxes. This *Legislative Guide to Washington's Tax Structure* is a summary of our tax system intended to assist its readers in understanding basic terminology and gain a perspective with which to evaluate potential reforms.

Questions concerning this report or requests for other documentation should be directed to:

Senate Ways and Means Committee

339 John A. Cherberg Building Olympia, Washington 98504-0482

Telephone: 360-786-7715

Fax: 360-786-7615

<http://www.leg.wa.gov/senate/scs/wm/default.htm>

Major Categories of State Revenue in Washington

Taxes are an important revenue source for Washington, comprising almost all of the general fund but slightly less than 50 percent of all revenues. Other sources of revenue include federal and other grants, license and permit fees, charges for services, and borrowing. Washington relies on the sales tax, the business and occupation (B&O) tax, and property tax. Unlike most states, Washington does not have either a personal or corporate net income tax. The following chart shows the general fund share of each major tax source.

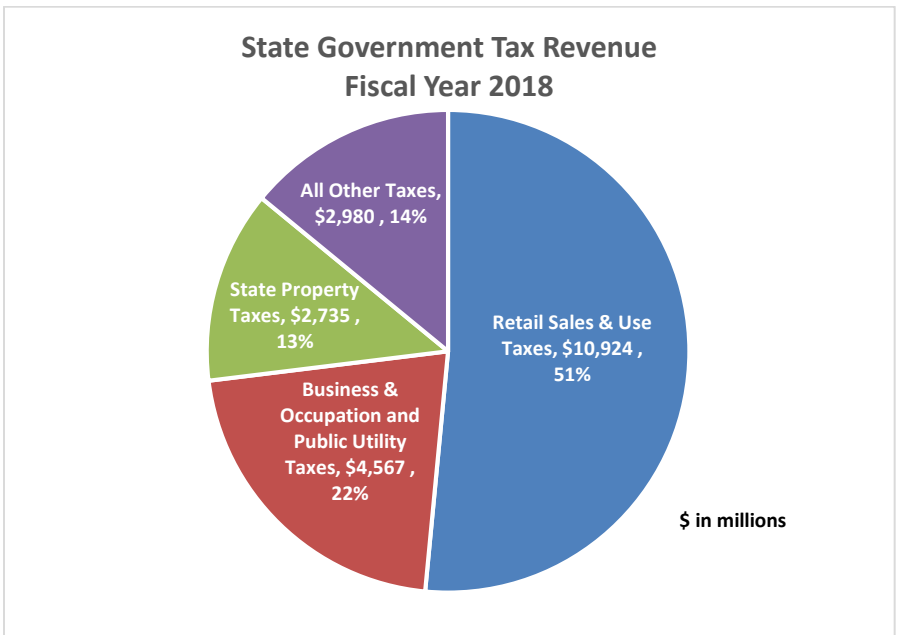


Table 3.11 from the Economic and Revenue Forecast Council - <http://www.erfc.wa.gov/>

Major Excise Taxes

Sales and Use Tax

The largest source of tax revenue to the general fund is the retail sales and use tax. Sales and use taxes are estimated to generate \$22.5 billion in the 2017-19 biennium and comprise 51 percent of general fund revenue.

Tax Base:

The sales tax is paid on each retail sale of most articles of tangible personal property and certain services. Examples of taxable services include construction, repair, telephone, lodging of less than 30 days, physical fitness, and some recreation and amusement services. In addition, the sales tax applies to extended warranties.

The use tax is imposed on the use of articles of tangible personal property when the sale or acquisition has not been subject to the sales tax. The use tax commonly applies to purchases made from out-of-state firms.

Rate:

A sales tax rate of 6.5 percent applies to the total selling price of the article or service. An additional sales tax of 5.9 percent applies to car rentals (not leases). An additional sales and use tax of 0.3 percent applies to sales of motor vehicles other than farm tractors or farm vehicles, off-road and non-highway vehicles, and snowmobiles.

Major Exemptions:

Major items not taxed include:

- Groceries;
- Prescription drugs;
- Motor vehicle fuel;
- Utility services;
- Professional services (e.g. medical, legal);

- Certain business services (e.g. accounting, engineering);
- Manufacturing, research and development machinery and equipment (including repair and replacement);
- Machinery and equipment used in a testing operation for manufacturers;
- Printer and publisher computer equipment (including repair and replacement);
- Certain machinery and equipment to reduce field burning sold to qualified farmers; and
- Items that become a component part of a final product for sale.

Deferral/Exemption Programs:

There are three major sales tax deferral/exemption programs.

The rural county deferral/exemption program targets small rural counties, counties smaller than 225 square miles, community empowerment zones, and counties containing a community empowerment zone. Manufacturing, research and development, and computer service businesses may defer sales and use taxes on building construction and expansion if the floor space or production capacity is increased. The business is required to create at least one job per \$750,000 of investment if the project qualifies because it is in a community empowerment zone or in a county containing a community empowerment zone. The deferred taxes are forgiven if the investment project meets the program criteria during the repayment period. This program expires July 1, 2020.

The food manufacturing deferral/exemption program is available statewide to businesses engaged in fruit and vegetable, dairy product, and seafood product manufacturing, cold storage warehousing, and related research and development businesses for these products. The businesses may defer sales and use taxes on buildings, machinery and equipment, and installation labor. The deferred taxes are forgiven if the investment project meets the program criteria for eight years after the project is complete.

The server equipment and power infrastructure deferral/exemption program is a sales and use tax exemption available to owners and tenants of eligible data centers. An eligible data center is one that is located in a rural county and has a combined square footage of at least one hundred thousand square feet. Eligible data centers are exempt from sales and use tax on the purchase of server equipment, labor to install such equipment, power infrastructure, and labor and services to construct, install, repair, alter, or improve eligible power infrastructure and survey.

Distribution of Revenues:

All state sales and use tax revenues are deposited in the state general fund, except the additional sales tax on car rentals and the additional tax on motor vehicle sales, which are deposited in the multimodal transportation account.

Local Sales and Use Taxes.

General Taxes: Local governments may impose local sales and use taxes at the following rates on the same tax base as the state.

Local Sales and Use Tax	Tax Rate (up to 1.0%)	Taxing Authority	Distribution
Additional Local Tax (optional)	0.50%	Counties and cities	If county only then taxing authority receives 100%; if county and city then distribution varies
Additional Local Tax (regular)	0.50% for counties; up to 0.50% for cities (not to exceed 0.425% if county is also imposing a tax)	Counties and cities	If county/city only then taxing authority receives 100%; if county and city then distribution varies

Criminal Justice	0.10%	Counties	10% to counties; 90% to cities/county per capita
Cultural Access Program*	0.10%	Counties and cities	Taxing authority receives 100%
Distressed Public Facilities Districts	0.20%	Anchor jurisdictions	Taxing authority receives 100%
Emergency Communications Systems/Facilities*	0.10%	Counties	Taxing authority receives 100%
Housing and Related Services*	0.10%	Counties and cities	Taxing authority receives 100%
Juvenile Detention Facilities/Jails*	0.10%	Counties below 1 million in population	Taxing authority receives 100%
King County Food/Beverage	0.50%	Counties above 1 million in population	Taxing authority receives 100%
Mental Health Treatment	0.10%	Cities w/a population over 30,000 located in a county w/a population over 800,000; counties	Taxing authority receives 100%
Passenger Only Ferry District*	0.30%	Passenger-only Ferry District	Taxing authority receives 100%
Passenger Only Ferry Service*	0.40%	Public Transportation Benefit Area	Taxing authority receives 100%
Public Facilities Districts (PFD)*	up to 0.2%	Governing board of a PFD	Taxing authority receives 100%

<p>Public Safety*</p>	<p>up to 0.3% for counties; up to 0.01% for cities; not to exceed 0.3% combined</p>	<p>Counties and cities</p>	<p>County only is 60% to county/40% to cities per capita; city only is 15% to county/85% to city (county and city combined follows same distribution)</p>
<p>Regional Transit Authority (RTA)*</p>	<p>up 0.01% or up to 0.9% if in a county w/criminal justice tax</p>	<p>Cities w/transit systems, County Transportation Authorities, Metropolitan Municipal Corporation, Public Transportation Benefit Areas, High Capacity Transportation Corridor Areas, and RTAs</p>	<p>Taxing authority receives 100%</p>

Transit*	up to 0.90% (min. of .10%)	Cities, counties w/an unincorporated transportation benefit area, Public Transportation Benefit Areas, County Transportation Authorities, and Metropolitan Municipal Corporations located in a county w/a population above one million	Taxing authority receives 100%
Transportation Benefit District*	up to 0.20%	Transportation benefit districts	Taxing authority receives 100%
Zoo/Aquarium/Parks*	0.10%	Counties 500k to 1.5 million in population w/national park	Taxing authority receives 100% if no funds allocated to national parks; if funds allocated to national parks, then 50% to zoo/aquarium advisory authority and 50% to county on per capita basis for parks related costs
State Shared Local Taxes (tax is credited against the state rate)			
Annexation Tax	up to 0.10%; up to 0.20% for annex area w/a population above 20,000	Certain cities w/an annexed area	100% to taxing authority up to threshold amount (excess goes to the State)

Health Sciences and Services Authorities (HSSA)	up to 0.20%	Local jurisdictions w/an HSSA	Taxing authority receives 100%
Hospital Benefit Zone (HBZ)	up to the state rate less the aggregate of any other taxes imposed on the same taxable events also credited against the state sales tax	Local jurisdictions w/an HBZ	Taxing authority receives 100%
King County Baseball Stadium	up to 0.017%	Counties above 1 million in population	Taxing authority receives 100%
King County Football Stadium	up to 0.016%	Counties w/public stadium authority	Taxing authority receives 100%
Local Infrastructure Financing Tool (LIFT)	Lesser of state rate, aggregate rate, 0.0104%, or rate reasonably necessary to collect award amount over 10 months	Counties and cities (w/certain local approval)	Taxing authority receives 100%
Local Revitalization Financing (LRF)	Lesser of state rate, aggregate rate, 0.0104%, or rate reasonably necessary to collect award amount over 10 months	Counties and cities (w/project approval)	Taxing authority receives 100%

Public Facilities District (PFD)	up to 0.025% (up to 0.020% if PFD created before 01/01/2000)	Certain public facilities districts	Taxing authority receives 100%
Public Facilities Regional Centers	up to 0.033%	Certain public facilities districts	Taxing authority receives 100%
Rural Counties	up to 0.09%	Rural counties (counties w/a population density of less than 100 persons per square mile or smaller than 225 square miles)	Taxing authority receives 100%

*Voter approval required.

Taxes on Car Rentals: Local governments may impose additional local sales and use taxes on car rentals at the following rates:

Local Sales and Use Tax	Tax Rate (up to 1.0%)	Taxing Authority	Distribution
Local - Rental Car	up to 1.0%	Counties	Taxing authority receives 100%
City Transportation Authority	up to 1.944% (tax has not been levied)	Seattle (for monorail)	Taxing authority receives 100%
High Capacity Rapid Transportation Services	up to 2.172%	Agencies or high capacity transp. corridor areas	Taxing authority receives 100%
High Occupancy Vehicle (HOV)	up to 0.805% (tax has not been levied)	Certain counties (King, Pierce, Snohomish)	Taxing authority receives 100% (deducted from high capacity rate)
King County Stadium	up to 0.20%	Counties w/a population above one million	Taxing authority receives 100%

* Voter approval required.

Business and Occupation Tax

The business & occupation (B&O) tax is levied for the privilege of doing business in Washington and is the second largest revenue source for the general fund. It is estimated to generate \$8.4 billion in the 2017-19 biennium and comprises 19 percent of general fund revenues.

Tax Base:

The tax is levied on the gross receipts of all business activities (except utility activities) conducted within the state. Unlike a corporate net income tax, there are no deductions for the costs of doing business.

Rates:

Currently, there are several different B&O tax rates. The three principal rates include:

- Manufacturing, wholesaling, and extracting: 0.484 percent;
- Retailing: 0.471 percent; and
- Services: 1.5 percent.

Major Exemptions:

Non-retailing businesses with incomes of \$12,000 per year or less do not need to register with the Department of Revenue or file tax returns. Non-retailing businesses with incomes of \$28,000 per year or less are required to register with the Department but do not need to file tax returns. Other exemptions include public utility activity, agricultural production, rental of real property, and investment income earned by businesses other than financial institutions.

Tax Credits: A tax credit is a dollar-for-dollar reduction in a taxpayer's tax liability.

A small business tax credit is authorized. Under the credit, if the amount of tax due is less than \$420 per year, then the credit is equal to the amount of tax due. If the amount of tax due is greater than \$420

per year, then the amount of the credit is equal to \$840 minus the amount of tax due. These thresholds are doubled for businesses under the service category of the B&O tax. The credit results in a certain amount of income being exempt from tax, but the exemption is phased out on a dollar for dollar basis until no exemption remains at twice the amount of the exemption. The following table shows the exemption amounts and the amount at which the exemption is phased out for most businesses.

B&O Tax Credit - Exemption Equivalents		
Tax Category	Exemption	Phased-Out Amount
Manufacturing, wholesaling, & extracting	\$86,777	\$173,554
Retailing	\$89,172	\$178,344
Services	\$56,000	\$112,000

A credit for job creation in rural counties is available for manufacturing and research and development located in rural counties (population density of less than 100 per square mile), counties smaller than 225 square miles, or community empowerment zones if they create employment at least 15 percent above the prior year. Businesses may claim \$2,000 as a credit against the tax for each new job created, except the credit is \$4,000 if the wages and benefits exceed \$40,000 per year. No more than \$7.5 million may be taken in any fiscal year by all businesses. No credit is available if a B&O tax credit is taken for international services job creation (see following).

A credit for international services job creation is available equal to \$3,000 per year for a five-year period for each net new job created after July 1, 1998, for businesses providing international services if the jobs are created inside community empowerment zones or designated areas in cities or contiguous cities larger than 80,000 that meet the

unemployment and poverty criteria of empowerment zones. An international service is a service that is for a person outside the United States or is for use primarily outside the United States.

A credit for job training in rural counties is available to manufacturing, research and development, and computer service businesses located in rural counties (population density of less than 100 per square mile), counties smaller than 225 square miles, community empowerment zones, and counties containing a community empowerment zone that provides job related training at no charge to their employees. The tax credit is equal to 20 percent of the value of the job training not to exceed \$5,000 per business per year.

A credit for commercial district revitalization became available January 1, 2006, for 75 percent of the amount donated directly to a revitalization program operated by a nonprofit organization or 50 percent of the contribution amount to the Main Street Trust Fund administered by the Department of Commerce. Total credits cannot exceed \$100,000 per calendar year for an individual program or \$250,000 per calendar year for a business, and may only be claimed against tax due in the calendar year following approval. The total amount of credits per year statewide is capped at \$1.5 million per calendar year. Credits may not be approved for cities with populations of 190,000 or more.

A credit for hiring qualified veterans is available equal to 20 percent of wages and benefits paid up to a maximum of \$1,500 per employment position per year and may not exceed \$500,000 in any fiscal year. Credits can be earned beginning October 1, 2016 through June 30, 2021.

Distribution of Revenues:

All B&O tax revenues are deposited in the state general fund.

Local B&O Taxes:

Cities and towns may also impose municipal B&O taxes. Businesses are subject to tax based on their business activity, which includes manufacturing, wholesaling, retailing, and service activities. Generally, the maximum rate for a municipal B&O tax imposed on gross receipts is 0.2 percent. The rate must be the same within each class but may differ among classes. Forty-three of Washington's 281 cities levy a municipal B&O tax.

In 2003, the Legislature directed the Association of Washington Cities to convene a committee to develop a model ordinance that would be adopted by all cities imposing a municipal B&O tax no later than December 31, 2004. The model ordinance was required to contain certain mandatory provisions, which included a system of credits that prevent multiple taxation of the same income, a gross receipts threshold for small businesses, tax reporting frequency requirements, and provisions for penalties and interest, refunds, and deductions comparable with state law. Beginning January 1, 2008, cities levying a municipal B&O tax were also required to allow for allocation and apportionment of taxes between cities.

Cities and towns that levy a municipal B&O tax must follow a two-factor apportionment formula set by statute. In 2015, legislation directed the Department of Revenue to lead a Local Tax and Licensing Simplification Task Force to evaluate and develop options for improving the local business licensing and tax collection process. In 2017, the task force presented a report to the Legislature that examined the differences in apportionment and nexus between state and local business taxes, and how these differences affect taxpayers and cities, evaluated additional and alternative options to improve the administration of local business taxes and licensing, and provided several recommendations. However, the task force did not provide a recommendation on how to centralize municipal B&O tax collection.

In response to those recommendations, the Legislature implemented changes to the business licensing process and established the Local Business and Occupation Tax Apportionment Task Force (Engrossed House Bill 2005; Chapter 209, Laws of 2017). The task force was charged with developing recommendations for simplifying the two-factor apportionment formula. A report of recommendations was submitted to the Legislature on October 31, 2018.

Real Estate Excise Tax

Sales of real property are subject to the real estate excise tax. This tax is estimated to generate \$2.1 billion in the 2017-19 biennium and comprises 4.7 percent of state general fund revenues.

Tax Base:

The tax is applied to the selling price of real property and is paid by the seller. The tax also applies to the transfer or acquisition for a valuable consideration within any 12-month period of a controlling interest in any entity with an interest in real property in this state. The tax is applied to the value of the real estate transferred.

Rate:

The rate of tax is 1.28 percent.

Major Exemptions:

Sales of property by a governmental entity, and property acquired by gift, inheritance, or a similar transfer are exempt from taxation.

Distribution of Revenues:

Two percent of revenues are dedicated to local public works projects, 1.6 percent of revenues are dedicated to city-county assistance, 4.1 percent of revenues are deposited into the education legacy trust account, and the remainder is deposited into the state general fund. Beginning July 1, 2023, 6.1 percent goes to local public works projects and 1.6 percent to city-county assistance.

Local Real Estate Excise Tax:

Cities and counties may levy a tax of 0.25 percent for capital improvements. Cities and counties may impose an additional 0.5 percent for general purposes if they do not impose the second 0.5 percent of the local sales tax, but this tax is subject to referendum. Cities and counties may levy additional taxes of up to 0.25 percent for growth management programs, but cities and counties not required but choosing to plan under the Growth Management Act must obtain voter approval before imposing the tax. Counties may impose a tax of up to 1.0 percent to finance the acquisition of conservation areas, subject to voter approval. Counties may levy additional taxes of up to 0.5 percent for the development of affordable housing, subject to voter approval, if the county imposes the 1.0 percent tax for conservation areas at the maximum rate and imposed the tax by January 1, 2003. City taxes are imposed in the city and county taxes are imposed in the unincorporated areas of the county, except the taxes for conservation areas and affordable housing, which are county-wide. The taxes are paid by the seller, except the conservation area tax is paid by the buyer and the affordable housing tax is paid by both the buyer and the seller, as determined by the county legislative authority, with at least one-half of the tax paid by the buyer. The typical combined state and local tax rate is 1.53 percent or 1.78 percent.

Public Utility Tax

Public utility activity is exempt from the B&O tax and is subject to a gross receipts public utility tax instead. The tax is passed directly on to customers through the rate structure. Therefore, it effectively becomes a sales tax. The public utility tax is estimated to generate \$869.6 million in the 2017-19 biennium and comprises 2.0 percent of state general fund revenues.

Tax Base:

Public utility activities, including electricity, water, natural gas, sewerage collection, and various transportation services comprise the tax base.

Rates:

There are five state tax rates depending on the type of utility activity, but most public utilities pay at the 3.852 percent rate. The following table lists the rates for various activities.

Public Utility	Rate
Express, telegraph, natural gas, and sewerage	3.852%
Light and power companies	3.873%
Water distribution companies	5.029%
Taxicabs, limousine services, other urban transportation carriers, and marine vessels for hire under 65 ft. (except tugboats)	0.642%
Motor transportation (except urban transportation), railroad, railroad car, tugboat firms, and public utilities not elsewhere classified	1.926%
Hauling of logs on public roads	1.396%

Major Exemptions:

Public utilities with gross receipts of less than \$2,000 per month are exempt from taxation. Also, two major exemptions include telephone services, which are subject to sales tax, and solid waste collection, which is subject to a separate tax.

Credits:

A low-income home energy assistance program (LIHEAP) credit is available against the public utility tax due from gas and electric utilities for qualifying contributions and billing discounts offered to qualifying low-income customers. To qualify for the credit, the amount of billing discounts or qualifying contributions must be at least 125 percent greater than discounts or contributions given by the utility in 2000 or the first year after 2000 in which qualifying contributions are given. The amount of the credit for each utility is equal to one-half the discount or contribution given in a fiscal year. The maximum total credit available statewide each year is \$8.8 million. Each utility is also limited to a maximum credit amount based on its proportional share of energy assistance grants received by its low-income customers. Any credit that is not used in a fiscal year lapses for that utility and may be reapportioned to other qualifying utilities. The total credit available to a utility is its maximum available credit plus any portion of unused credits that are reapportioned to it.

A credit for international services job creation is available equal to \$3,000 per year for a five-year period for each net new job created after July 1, 1998, for businesses providing international services if the jobs are created inside community empowerment zones or designated areas in cities or contiguous cities larger than 80,000 that meet the unemployment and poverty criteria of empowerment zones. An international service is a service for a person outside the United States or is for use primarily outside the United States.

A credit for commercial district revitalization is available January 1, 2006, for 75 percent of the amount donated directly to a revitalization program operated by a nonprofit organization or 50 percent of the contribution amount to the Main Street Trust Fund administered by the Department of Commerce. Total credits cannot exceed \$100,000 per calendar year for an individual program or \$250,000 per calendar year for a business, and may only be claimed against tax due in the calendar year following approval. The total amount of credits per year

statewide is capped at \$1.5 million per calendar year. Credits may not be approved for cities with populations of 190,000 or more.

A credit for hiring qualified veterans is available equal to 20 percent of wages and benefits paid up to a maximum of \$1,500 per employment position per year and may not exceed \$500,000 in any fiscal year. Credits can be earned beginning October 1, 2016 through June 30, 2021.

Distribution of Revenues:

The majority of the revenues collected from the public utility tax are deposited in the state general fund. Twenty percent of the revenues collected from water distribution and 60 percent of the revenues collected from sewerage collection businesses are deposited in the public works assistance account.

Local Public Utility Taxes:

Cities and towns may levy a public utility tax of up to 6.0 percent on electricity, telephone, natural gas, and steam energy utilities. There is no rate limit on other services, such as garbage, water, sewer, and cable television. The tax may not be levied on broadcast satellite television or internet services.

The authority of cities and towns to impose the tax derives from their general authority to impose excise taxes on businesses doing business within their boundaries. A 2014 court of appeals decision, *City of Wenatchee v. Chelan County Public Utility District No. 1*, held that cities may impose the tax on other municipalities providing utility service within their boundaries. The court further held that the authority to impose the tax on other municipalities does not apply to revenues "derived from governmental activities."

There are no limits on how cities may use local public utility tax revenues. Most cities use these revenues for general fund purposes. However, when a city seeks voter approval to increase the tax above

6.0 percent, the city often dedicates the additional revenue to a specific purpose, such as roads or public safety.

Insurance Premiums Taxes

Insurance premiums are exempt from the B&O tax and are subject to an insurance premiums tax instead. The insurance premiums tax is estimated to generate \$1.2 billion in the 2017-19 biennium and comprises 2.8 percent of general fund revenues.

Tax Base:

The tax base includes net premiums received by authorized insurers, except title insurers, after deduction of premiums returned to policyholders. Ocean marine and foreign trade insurers are taxed on their gross underwriting profit.

Rates:

The rate of tax is 2.0 percent, except on ocean marine and foreign trade insurance, in which case the tax rate is 0.95 percent.

Major Exemptions:

Title insurers; pensions, annuities, and profit-sharing plans; health insurance pool premiums; and fraternal benefit societies.

Tax Credits:

Insurance companies that pay an assessment to the Washington Insurance Guaranty Association or the Washington Life and Disability Insurance Guaranty Association for insurance companies that become insolvent after July 27, 1997, receive a tax credit against premium taxes equal to 100 percent of the assessment. The tax credit is taken over five years.

Distribution of Revenues:

Revenues are deposited in the general fund with the following exceptions:

- 40 percent of the taxes on fire insurance premiums is deposited into the volunteer firemen's relief and pension fund;
- 25 percent of the taxes on fire insurance premiums is deposited into city firemen's pension funds; and
- 20 percent of the taxes on fire insurance premiums is deposited into the fire service training account.

Cigarette and Tobacco Products Taxes

The cigarette and tobacco products taxes are added directly to the price of these goods before the sales tax is applied. The cigarette and tobacco products taxes are estimated to generate \$858.8 million in the 2017-19 biennium and comprise 2.0 percent of state general fund revenues.

Tax Base:

Cigarettes and tobacco products sold in Washington.

Rate:

- Cigarettes (per pack): \$3.025
- Tobacco products: 95% of the sales price (but no more than \$0.65 per cigar); moist snuff is \$2.5626 per unit or 83.5% of cigarette tax rate

Major Exemptions:

Sales to persons in other states, foreign countries, instrumentalities of the United States (U.S.), or to established governing bodies of any Indian tribe recognized as such by the U.S. Department of the Interior. (Sales by Indian tribes to non-Indians are taxable.)

Distribution of Revenues:

The revenues are deposited into the state general fund.

Alcoholic Beverages Taxes

State liquor taxes are imposed on hard liquor, beer, and wine. For the 2017-19 biennium, it is estimated that \$605.8 million of liquor taxes will be distributed to the general fund, comprising 1.4 percent of state general fund revenues.

Tax Base:

Taxes on hard liquor or spirits are imposed on a volume and sales tax basis. Taxes on beer and wine are imposed on a volume basis.

Rates:

Hard Liquor or Spirits

Liquor Liter Tax

- Sales for consumption on premises \$2.4408/liter
- All other liquor sales \$3.7708/liter

Liquor Sales Tax

- Sales for consumption on premises 13.7 percent
- All other liquor sales 20.5 percent

Wine:

- Fortified wine excise tax \$0.4536/liter
- Unfortified wine excise tax \$0.2292/liter

Fermented Apple/Pear Cider:

Wine excise tax \$0.0814/liter (\$9.55 per 31 gallons)

Beer:

Beer excise tax - large breweries \$8.08 per 31 gallons

Beer excise tax - microbreweries \$4.782 per 31 gallons

Major Exemptions:

Sales to the armed services are exempt.

Distribution of Revenues:

Liquor Liter: Revenues from the tax are deposited into the state general fund.

Liquor Sales: Sixty-five percent of revenues from the liquor sales tax are distributed to the state general fund. The remainder is distributed to counties and cities based on population, with counties receiving 20 percent of remaining funds and cities receiving 80 percent of remaining funds.

Revenue from the surtax and additional taxes are deposited into the state general fund.

Wine Excise/Fermented Apple and Pear Cider: The wine excise tax and the tax on fermented apple and pear cider is split in a complex manner between the state general fund, local law enforcement programs, counties and cities, Washington State University wine research, the Washington Wine Commission, and youth violence prevention and drug enforcement.

Beer Excise: Revenue from the base tax of \$1.30 per barrel are distributed as follows:

- 0.3 percent to certain border cities and counties for law enforcement costs; and
- The remaining 99.7 percent is distributed to counties and cities based on population, with counties receiving 20 percent of remaining funds and cities receiving 80 percent of remaining funds.

Revenue from the additional tax of \$2.00 per barrel and \$4.78 per barrel are deposited into the state general fund.

Revenue from the \$1.482 tax for barrels exempted from the \$4.78 rate are distributed as follows:

- 97 percent into the state general fund; and
- 3.0 percent to border cities and counties.

Marijuana Excise Tax

The marijuana excise tax was created with the passage of Initiative 502 (I-502), which legalized the recreational use of marijuana and marijuana infused products. The initiative imposed an excise tax on each successive sale of recreational marijuana to be paid by the seller. In 2015, the tax was changed to be imposed only on the final sale to the consumer. Sales of marijuana to the public began in July of 2014. For the 2017-19 biennium, the total tax collected is expected to be \$749 million with approximately \$250 million distributed to the state general fund. Of the revenues deposited to the state general fund, it is estimated that \$15 million will be shared with cities and counties in fiscal year 2019 and \$20 million in future years.

Tax Base:

The tax is levied on each retail sale of marijuana.

Tax Rate:

The rate of tax is 37 percent on each retail sale.

Distribution of Revenues:

All revenue collected from the marijuana excise tax is deposited into the dedicated marijuana fund. Money deposited into the General Marijuana Fund is earmarked in fixed, quarterly distributions as follows:

- \$175,000 to the Health Care Authority for use in healthy youth surveys and a cost-benefit analysis of the implementation of I-502;
- \$5,000 to the University of Washington's Alcohol and Drug Abuse Institute for web-based public education materials regarding marijuana use;
- \$2.8 million to the Washington State Patrol for a drug enforcement task force;
- \$98,000 in fiscal year 2019 to the Department of Ecology for research on accreditation of marijuana product testing laboratories; and

- Not less than \$1.3 million to the Liquor and Cannabis Board, subject to appropriation, for costs in administering I-502, as necessary.

Any money remaining after those disbursements are made are distributed as follows:

- Up to 15 percent but at least \$25.5 million to the Health Care Authority for programs aimed at prevention of various disorders related to substance use;
- Up to 10 percent but at least \$9.8 million to the Department of Health for a marijuana education and public health program that incorporates referrals to drug treatment, grants to local community agencies, and media-based education campaigns targeted at youth and adults;
- Up to 1.0 percent but at least \$1.7 million to the University of Washington and Washington State University for studies on the short and long-term effects of marijuana use;
- 50 percent to the State Basic Health Plan Trust account;
- 5.0 percent to the Health Care Authority to expand access to health and dental care services, migrant health services, and maternity care;
- Up to 0.3 percent but at least \$511,000 to the Office of the Superintendent of Public Instruction for education purposes;
- A formula distribution is used for local government disbursements based on sales and population, not to exceed \$30 million for 2017-19 and \$40 million for 2019-21 and each biennium thereafter; and
- The remainder to the state general fund.

Estate Tax

The estate tax applies to transfers of property located in Washington on the death of the owner. The tax is estimated to generate \$359.9 million in the 2017-19 biennium. Estate taxes are not deposited into the state general fund. Revenues are deposited in the education legacy trust account.

Tax Base:

Transfers of property in Washington at the time of the death of the owner make up the tax base.

Rates:

The rates range from 10 percent to 20 percent depending on the value of the estate.

Major Exemptions:

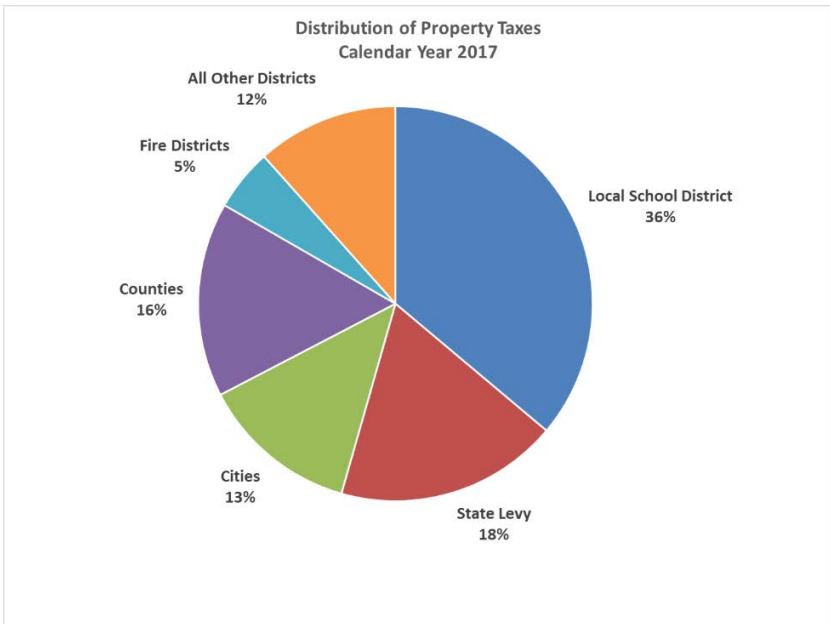
Deductions are allowed for decedents dying in 2013 in the amount of \$2 million. Deductions increase by the consumer price index each year thereafter. A deduction is allowed for qualified farm property including the value of any tangible personal property used primarily for farming purposes if 50 percent of the estate is property used for farming. Qualified family owned business interests up to \$2.5 million are also allowed.

Property Taxes and In Lieu Property Taxes

How Much Money Does the Property Tax Generate and How is it Spent?

In 2017, Washington taxpayers paid a total of \$11.5 billion in property taxes to local governments, the state government and school districts. \$5.8 billion, 56 percent, of all property tax revenues collected both by the state and local governments are collected in support of K-12 education, with the state's share being distributed entirely to public schools. Of this \$5.8 billion, \$2 billion was collected by the state, \$2.3 billion was collected via local maintenance and operations levies, and \$1.5 billion was collected via local levies for capital expenses and bonds.

The proportions displayed in the following chart represent the distribution of taxes collected from the “average” individual taxpayer in the state.



Property taxes are the largest source of tax revenue for local governments, generating about \$5.3 billion in 2017 (excluding local school levies). The state property tax, plus in-lieu taxes, are the third largest source of revenue to the state general fund, generating approximately \$2.1 billion in the 2019 fiscal year, or about 11 percent of state tax revenues.

Local government consists of hundreds of separate taxing districts across the state. In addition to the state (a single taxing district for purposes of collecting the state levy), there are 1,791 other local taxing districts, including 39 counties, 281 cities and towns, 365 fire districts, 190 emergency medical service (EMS) districts, 77 ports, and 32 library districts.

What Property is Taxable?

Article 7, section 1 of the state Constitution defines property as everything that can be owned, whether tangible or intangible. The property tax is applied annually to the assessed value of all property unless it is specifically exempt by law.

The Constitution requires that taxes be uniform within a class of property. For property tax purposes, there are two broad classes of property, *real* and *personal*. *Real property* consists of land and buildings, structures, or improvements that are affixed to the land. In general, everything else is referred to as *personal property*. Because the Legislature has exempted motor vehicles, household goods, and personal effects from the property tax, only personal property used in business is subject to the property tax.

What are the Major Exemptions from Property Tax?

The text of the original state Constitution declares, “[s]uch property as the legislature may by general laws provide shall be exempt.” It is this provision of the Constitution that allows the Legislature to grant

property tax exemptions. Note that it allows the Legislature to exempt types of *property*; it does not allow the Legislature to exempt property based on its *owner*.

Any property tax exemption has the effect of increasing the tax rate that owners of all other taxable property must pay by reducing the overall base of taxable property. This circumstance of causing one segment of taxpayers' taxes to increase as a result of exempting the value of property of another segment of taxpayers is commonly referred to as a "*tax shift*."

There are numerous exemptions from property tax, established either by statute or constitutionally. The largest exemption is for intangible property. This includes money, mortgages, notes, accounts, stocks and shares of corporations, trademarks, trade names, patents, copyrights, trade secrets, franchise agreements, licenses, etc. Other exemptions include business inventories, household goods, most personal property, some retired persons, churches, nonprofit hospitals, private schools and colleges, and agricultural products.

When Were These Exemptions Granted?

The exemption for intangible property was originally granted by the Legislature in 1925 and has been amended several times, most recently in 1997. The exemption for business inventories was passed by the Legislature and phased in over ten years, beginning in 1974. Motor vehicles were exempted from property tax in 1937, when the motor vehicle excise tax was enacted, which has since been replaced by the vehicle license fee. As early as 1871, there were exemptions for household and personal effects, but the expanded exemption that individuals have today was granted in 1935. Churches and hospitals have exemptions that were granted prior to statehood, in 1854 and 1886 respectively. Computer software was exempted in 1991. Exemptions for agricultural products were subject to legislative changes in 1973 through 1984 when the current exemption for all such products was enacted. Private schools and colleges were exempted by the Legislature in 1925.

It is important to note that many of these exemptions were granted in statute by the Legislature. The state Constitution authorized other exemptions, such as exemptions for governmental entities, a \$15,000 exemption from tax on personal property for sole proprietors, and property tax exemptions for some retired persons.

What Types of Property Tax Relief are Available to Retired Persons?

Property tax exemptions for retired persons (defined as seniors, disabled persons, and 100% disabled veterans) originated with a constitutional amendment in 1966 and have been modified by the Legislature many times since, including most recently in 2018. A constitutional amendment was required because exemptions for retired persons are based on the owner of the property, not on the type of property.

Property tax exemptions are available to retired persons who meet income requirements and are retired. Exemptions include total exemptions for excess levies (voter-approved property taxes) or partial exemptions from regular levies.

Exemption Program

Homeowners 61 years of age and older may apply for an exemption from paying excess levies if their household income is \$40,000 or less. The property tax relief is available for taxes payable in the year after the application is made and every year thereafter. They are also exempt from regular levies on a portion of their home value if their income is \$35,000 or less. A further benefit for these homeowners with incomes of \$40,000 or less is that the taxable value of the property is frozen when the homeowners become eligible for the program. In 2018, the program provided approximately \$198 million of property tax relief to 114,000 participants in the program.

Deferral Program

A related program allows homeowners at least 60 years of age with household incomes of \$45,000 or less to defer payment of all property taxes. These taxes may be deferred until the sale of the property or until the property ceases to be the permanent residence of the homeowner or surviving spouse.

Even though the eligibility requirements are broader for the deferral program than for the exemptions, only 508 people took advantage of the available tax deferral in 2017.

What Types of Property Tax Relief are Available to Low-Income Persons?

Deferral Program

During the November 2007 special session, the Legislature created a new property tax deferral program for households with a combined disposable income of \$57,000 or less. This program is similar to the existing property tax deferral program for retired persons, but the new program has no age or retirement due to disability requirement.

Under this new deferral program, eligible homeowners of any age may defer one-half of the property taxes and special assessments imposed on the homeowner's primary residence, if the first half taxes and assessments are paid by the April 30 due date. To qualify, the homeowner must have owned the residence for at least five years. The total amount of taxes deferred under this program may not exceed 40 percent of the homeowner's equity value in the property.

What are “Current Use” Valuations and “Open Space?”

A Constitutional amendment in 1968 established a *current use* assessment for *open space*, timber, and agricultural lands. Although not a tax exemption in the strict sense of the term, *current use valuations* reduce the tax burden on certain properties. As a result,

the reduction “shifts” the tax burden to other taxpayers just as an exemption does.

The taxable value is based on how the property is currently used, rather than the market value (or the “highest and best use”) of the property. For example, the 2014 market value for all current use properties in the state was \$18.6 billion. The 2014 current use value for these properties is \$5.8 billion, resulting in a 68.8% reduction in overall tax. In 2014, there were 10,056,591 acres in current use classifications.

The *open space* program allows agricultural lands, timberlands, and other “open space” lands to be assessed according to their value as they are currently being used, rather than the market value. This “current use” value is typically much lower than market value and is, therefore, a tax benefit for the property owner.

“*Open space*” lands are lands which conserve natural resources, promote conservation, enhance public value and recreation, preserve visual quality, or have other legislatively identified attributes which are of public benefit. Agricultural and timber lands are subject to various requirements regarding size, use, and income.

When property is removed from the current use valuation program, either by the owner or the assessor due to a change in use, back taxes must be paid.

What Types of Restrictions and Limitations are there on Property Taxes?

The myriad of constitutional and statutory provisions regarding property taxes have served to create an interconnected system of property tax administration and collection. In order to understand the overall system and the rationale for its evolution, it is important to review the restrictions and limitations governing property taxes.

Uniformity in Taxation

Perhaps the most important principle of property taxation in our state is the uniformity of taxation. In the 1853 Organic Act establishing the government of the Washington Territory, the U.S. Congress imposed a strong requirement for uniformity in taxation in order to prevent the territory's residents from imposing a disproportionate share of taxes on nonresidents. Uniformity of taxation continued as a fundamental principle in the state Constitution adopted in 1889.

The state Constitution includes a *uniformity clause*, which provides that "taxes shall be uniform upon the same class of property within the territorial limits of the authority levying the tax.... All real estate shall constitute one class." This means that taxes must be the same on real property of the same market value. Uniformity requires both an equal rate of tax and equality in valuing the property taxed. Many other states have differential tax rates or different value standards that depend upon the separate classifications of property. Such a system would not be constitutional in Washington.

One Percent Limit (Ten Dollar Limit)

Beyond the principle of uniformity, the Washington property tax system as we know it today really took shape in the early 1970s. In 1972, Washington voters amended the Constitution to limit the annual amount of property taxes that may be imposed on an individual parcel of property to one percent of its true and fair value. By law, tax rates are stated in terms of dollars per \$1,000 of value. Therefore, the 1 percent limit is the same as \$10 per \$1,000. Under the constitutional amendment, the *one percent limit (\$10 limit)* may be exceeded only with the approval of 60 percent of the district's voters, with the exception of school districts, which may pass a levy with a simple majority vote.

Taxes imposed under this limit are termed "*regular*" levies, while those outside the limit are "*excess*" or "*special*" levies.

For statewide taxes due in 2015, 61.6 percent were regular levies and 38.4 percent were excess voter-approved levies. The majority of excess levies are school district levies.

The one percent maximum rate for regular property taxes is limited further by a complex series of statutes. The \$10 limit is broken down as follows:

The Limit (Inflation) Factor

Local government taxing districts generally determine their property tax levy based on the revenue required to fund their budget for the following year. However, in 1971, the Legislature imposed a statutory limit on annual increases in local governments' revenues from property taxes. Under this limit, revenues from any district's *regular* property tax levy may not exceed 106 percent of the highest amount of revenue received from any levy in the preceding three years. Added to this is an amount to account for new construction and improvements. The 1979 Legislature extended this limit to the state property tax as well.

In 1997, voters passed Referendum 47, which imposed additional requirements on the 106 percent limit. Under this provision, taxing districts with a population over 10,000 were only allowed to increase the regular levy by the rate of inflation or six percent, whichever was smaller. For a district to increase the levy by the full six percent, a supermajority vote of the governing body in each district was required. In addition, Referendum 47 limited the growth of assessed values, by averaging large valuation increases over time. This averaging provision was subsequently thrown out by the Washington State Supreme Court in 1998 for being unconstitutional because of the requirement for "uniform" valuation of properties.

In 2000, voters passed Initiative 722, which limited future increases of taxable value to the lesser of inflation, or two percent per year. It also limited taxing district increases to 2 percent and rolled back certain property tax increases levied in the year 2000. However, the Supreme Court in 2001 ruled this initiative unconstitutional because it violated the Constitution's requirement that initiatives only involve a single subject. In 2001, voters passed Initiative 747 (effective in 2002), which restricted taxing districts to a property tax increase of the lesser of inflation, or one percent. This limit is on the taxes collected and not on the growing value of the property. Thus, under Initiative 747, a taxing district could collect only one percent more than the previous year's cumulative total of property

taxes assessed within its jurisdiction.

Initiative 747 was drafted as a change to the 2 percent limit adopted in Initiative 722. In November 2007, the Supreme Court held that since Initiative 747 amended the two percent limit in Initiative 722 (which had previously been invalidated by the court), Initiative 747 did not set forth in full the law it amended as the Constitution requires. However, that same month, the Legislature met in special session and passed House Bill 2416, reinstating the one percent levy limit established by Initiative 747.

The legislature suspended the revenue limit for four years beginning in 2018 for the state levy as part of legislation modifying school funding. (See Engrossed House Bill 2242)

How is Assessed Value Determined?

There are three criteria used to value real property: *comparable sales*, *cost*, and *income potential*.

- *Comparable sales*: value is determined or estimated based on multiple sales of similar properties. Most residential property is valued using this method.
- *Cost*: value is determined based on the cost of replacing an existing structure with a similar one that serves the same purpose. This method is used to value new construction.
- *Income*: value is determined based on the income producing potential of the property. This method is often used to value business property.

For many years, assessment practices varied widely across the state, resulting in both constitutional and statutory changes intended to improve adherence to requirements for uniformity. In the early 1950s, with the imposition of the real estate excise tax, the state received more accurate data on actual sales prices of real property. This data revealed significant inequities between the assessed value and the actual market value among taxpayers living in different areas of the state. In 1955, the Legislature adopted a property revaluation cycle, requiring that revaluation occur a minimum of every four years.

Frequent revaluation of property during a time when property values are rapidly increasing improves uniformity, because property assessments more closely reflect the current value. Otherwise, recently revalued property is closer to current market values while property that has not been revalued lags far behind the market value. In addition, less frequent revaluation cycles can create rapid increases in property tax assessments. For example, if a property in a rapidly increasing market is revalued every four years, the assessed value will more dramatically jump after revaluation. To address these inequities, the Legislature passed

Substitute Senate Bill 5368 in 2009 which required annual revaluations in all counties by the year 2014. All 39 counties met the goal of converting to an annual revaluation cycle by 2014.

How is the Amount of Tax Levied by a Taxing District Determined?

A taxing district levies a property tax in the amount needed to fund its budget for the following year. By November 30th of each year, the amount of taxes to be levied by taxing districts are certified to the county assessor who computes the tax rate necessary to raise that amount of revenue. The county assessor calculates the tax rate necessary by dividing the total levy amount by the amount of taxable property in the district. This number is expressed in terms of a dollar rate per \$1,000 of valuation. For example, a rate of \$0.00025 is expressed as 25¢ per \$1,000 of assessed value. For the state levy (which is dedicated to the support of the common schools), the state Department of Revenue determines the amount of tax to be levied, apportions the tax to the various counties, and certifies the tax to the county assessors.

There are three main components to the property tax; the *levy*, *assessed value*, and *levy rate*.

- The *levy* is the total amount collected from the taxpayers by a taxing district. Currently, the taxing districts are only able to increase their levies by one percent per year.
- The *assessed value* and the *levy rate* are the tools that are used to distribute the property tax burden equally to all taxpayers.
- Assessed Value x Levy Rate = *levy*

Since levies are capped at one percent, actual property taxes received by a taxing district can only increase that much. The levy rates actually decrease so that the levy itself is limited to a one percent increase.

How are Individual Property Taxes Determined?

The tax on a particular property is calculated by multiplying its assessed value by the tax rate. Once the maximum allowable regular property tax levy amount is determined for a district under

the one percent limit factor, the county assessor then calculates the necessary tax rate by dividing the total levy amount by the amount of taxable property (total assessed value) in the district. The rate is expressed in terms of dollars per \$1,000 of assessed value. The rate is multiplied by each \$1,000 in value for each parcel to determine the tax. An individual tax bill is the total of all such calculations for all of the individual districts levying tax on the particular property.

For example, for a parcel of property assessed at \$100,000, the tax would be determined as follows, assuming a tax rate of \$11.87:

$$\begin{array}{rclcl}
 \text{Tax Rate (per \$1,000)} & \times & \frac{\text{Assessed Value}}{1,000} & = & \text{Tax Due} \\
 \\
 \$11.87 & \times & \frac{\$100,000}{1,000} & = & \$1,187
 \end{array}$$

The Constitution stipulates that property tax is to be levied against the “true and fair” value of property. Property assessment, or *valuation*, is the process by which the “true and fair” value is determined. In order to comply with the provisions of the Constitution, all taxable property must be assessed at 100 percent of its true and fair value unless the law specifically provides otherwise, such as with low-income retired persons. A county assessor makes these assessments for about 97 percent of property in the state. The Department of Revenue makes the remaining three percent of the assessments.

Does Higher Assessed Value Necessarily Mean Higher Property Taxes?

No. Many individuals have seen rapid growth in their assessed values, but this does not necessarily equate to a rapid increase in their property tax bill. The amount that a local taxing jurisdiction may levy is limited to an increase of one percent per year.

With the levy only rising one percent per year, the effect of rapidly growing assessed values is a reduction in the levy rate. For example, if each and every parcel of property in a taxing district increased by exactly 30 percent, the actual tax rate due on each parcel of property would still only increase by one percent.

A property that does not increase in value as much as the other properties in a district may even see a reduction in taxes or will bear less of the burden of the levy. On the other hand, a property that increases in value at a greater rate than other properties in the district will bear a greater burden of the tax. It is how values grow in relation to other properties in the same district that determines whether the tax on a property increases or decreases.

In a district where values average 30 percent growth, a home with 10 percent value growth would actually see a reduction in taxes. Alternatively, in a district where values average five percent growth, a home with 10 percent value growth would likely see a significant increase.

How is Property Assessed and the Tax Collected?

All property, except new construction, is assessed on its value as of January 1 of the assessment year and is listed on the tax rolls by May 31. For new construction, the value as of July 31 of the tax year is listed on the rolls. Notices of valuation changes are mailed to the owner of the property. If taxpayers disagree, they can appeal the valuation. Appeals of assessed values must be filed with the county board of equalization by July 1 or 30 days following the mailing of the notice of revaluation, whichever is later. However, the county legislative authority may authorize up to 60 days.

The treasurer in the county where the property is located collects property taxes. The treasurer is required to send each taxpayer a notice which must include the amount of tax owed, the value of both real and personal property, and the name and amount for each taxing district levying a tax. The notice must also separately state

the amount of excess (voter-approved) levies. The county treasurer mails the tax bill to the “taxpayer” listed on the tax rolls, which may be a lending institution in cases where the property owner has provided that taxes are to be paid from a reserve account administered by the lending institution. The treasurers mail tax bills in early to mid-February. The first half of the tax is due by April 30, and the second half by October 31. Given the timelines required for revaluation and billing, the taxes due in any particular year are based upon the assessed value from the preceding year.

What Does Equalization of Assessments Mean?

In the 39 counties in Washington, there are differences in revaluation cycles and assessment practices. The state Constitution requires taxes on real estate to be uniform within a district. For the purpose of collecting the state property tax, the state is one district. Since differences in county assessment practices would result in the state property tax being applied non-uniformly across the state, the Department of Revenue estimates, in each county, the relationship between the assessed value and the actual market value.

The Department of Revenue then adjusts the state property tax rate according to the average appraised value for that entire county, but does *not* adjust assessed values for each property. As a result, the effective state property tax rate is different in each county. However, this rate multiplied by the assessed value results in a uniform tax across the entire state. This process is called “*equalization*.”

For example, if a parcel of property sold for \$100,000 (after deducting an amount for any personal property that may have been included in the sale) and its assessed value is \$90,000, the ratio of assessed value to market value would be 90 percent, determined as follows:

$$\begin{array}{rccccccc} \text{Assessed Value} & \div & \text{Market Value} & = & \text{Assessment Ratio} \\ \$90,000 & \div & \$100,000 & = & 90\% \end{array}$$

Are Public Schools Funded from the Property Tax?

The Washington State Constitution established basic education as the state's paramount duty. This duty has been reaffirmed in subsequent statutes and court decisions, which acknowledge that the state must provide sufficient aid to local school districts to fund basic education. Currently, one-half of the state general fund budget is spent for public schools.

As mentioned earlier, the state property tax levy is dedicated for public schools and is frequently called the state school levy. The revenues are paid directly into the general fund, along with all the other tax revenues that go to the general fund.

The state school levy provides about a quarter of the money in the general fund that the state spends on public schools. In addition, revenues from the sales tax, business and occupation tax, real estate excise tax, and other sources support public schools (see the chart on page 4).

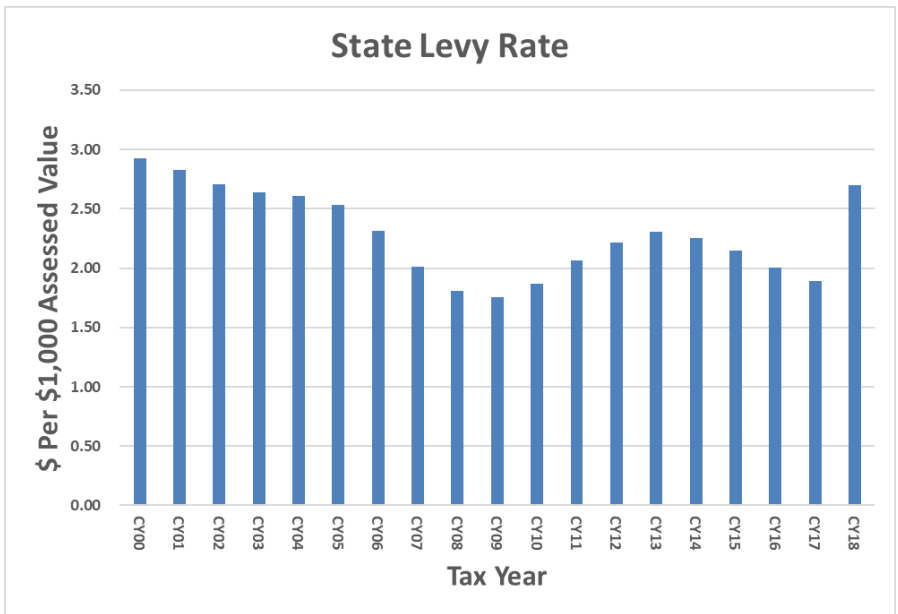
The state school levy as we know it today was enacted in 1975. Prior to 1975, property owners paid a *local regular* school levy of \$3.60 per \$1,000. The local regular levy was replaced by the regular state levy and state aid was increased to replace the lost local revenue.

Over the following few years, the state moved to fully fund basic education from the state general fund. The state levy was increased by approximately 94 cents per \$1000 of assessed value beginning in calendar year 2018 to provide additional funding for public schools.

How do Washington State Property Taxes Compare?

This section examines a number of comparative statistics regarding property taxes in Washington, including comparisons with other states and historical comparisons to examine how property taxes have changed over time. The analysis is accomplished largely through the use of a series of graphic presentations.

The following chart shows the recent trends of the state property tax rate. The rate is statutorily limited to \$3.60 per \$1,000 of assessed value; however, it typically fluctuates from year to year due to the interaction between property values and levy limitations. Legislation enacted in 2017 fixes the rate at \$2.70 per \$1000 in calendar years 2018 through 2021.

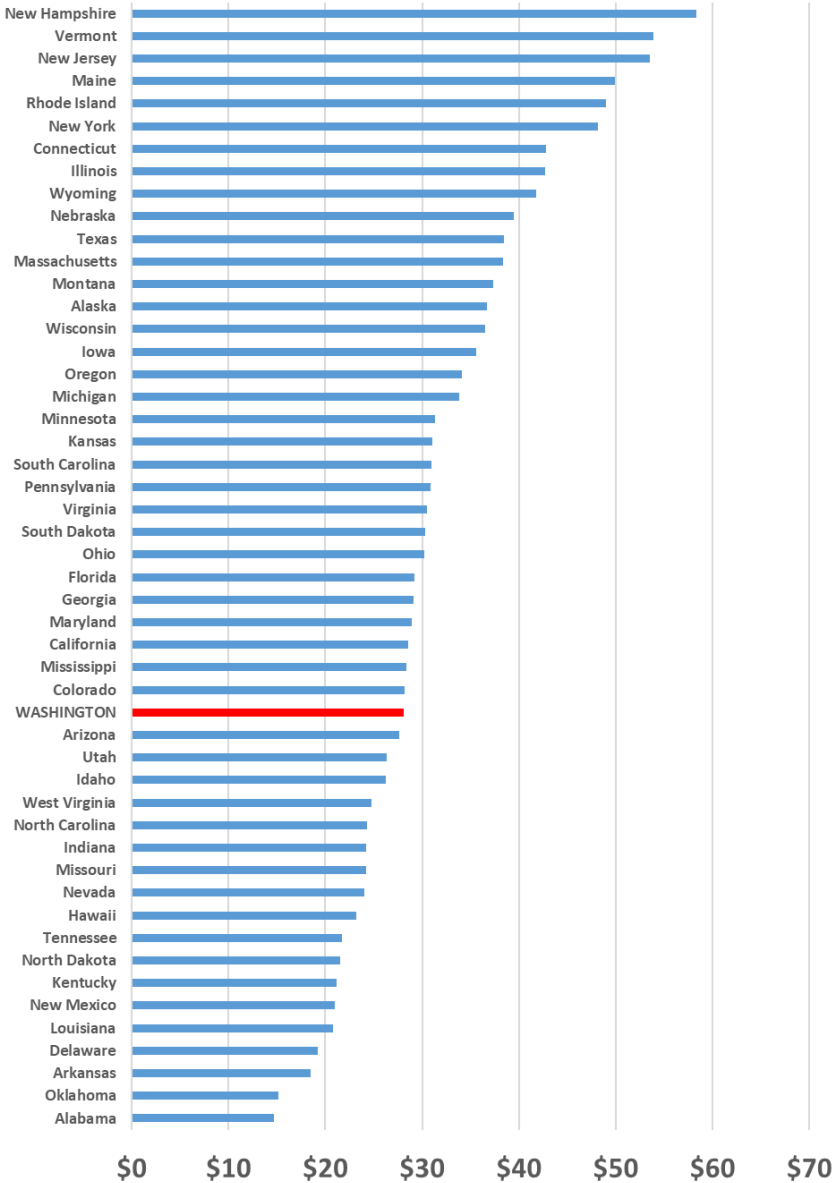


Source: Department of Revenue, State Levy Forecast

The chart on the following page is a comparison among all states of property taxes relative to income. When compared to the other 49 states, state and local property taxes in Washington appear to be about in the middle. The most recent national information is

from fiscal year 2015, at which time Washington ranked 32nd in property taxes at \$28.14 per \$1,000 of personal income, below the national average of \$32.95.

Property Taxes Per \$1,000 Personal Income Fiscal Year 2015



Source: Department of Revenue, Comparative State and Local Taxes

What Are Some of the Recent Legislative Changes to the Property Tax?

Subjecting federally recognized Indian tribes to the same conditions as state and local governments for property owned exclusively by the tribe (Engrossed Substitute House Bill 1287, Chapter 207, Laws of 2014)

Economic development is recognized as an essential government service for purposes of qualifying tribally owned property for tax-exempt status if the property was owned by the tribe prior to March 1, 2014. A private leasehold interest in tax-exempt tribal property is subject to a leasehold excise tax. A tribe that owns property exempt from tax under state law must make a payment in lieu of taxes if it is used for economic development and there is no leasehold interest in the property.

Including the value of solar, biomass, and geothermal facilities in the property tax levy limit calculation (Substitute House Bill 1634 -- Chapter 4, Laws of 2014)

The property tax revenue limit for a taxing district is increased by the value resulting from new solar, biomass, and geothermal facilities that generate electricity.

Providing fairness and flexibility in the payment of property taxes 2309 -- Chapter 13, Laws of 2014)

A requirement that interest and a 3 percent penalty apply to the full-year amount of delinquent property tax, regardless of amounts paid, is modified. These charges will only apply to the unpaid balance. A county treasurer is authorized to accept partial payment of current and delinquent property taxes, including interest and penalties, by electronic bill presentment and payment. A county treasurer is also authorized to waive interest and penalties on delinquent property taxes when a taxpayer paid an incorrect amount due to apparent taxpayer error and the taxpayer pays the delinquent tax within 30 days of receiving notice that taxes are due.

Concerning current use valuation for land primarily used for commercial horticultural purposes (Engrossed Second Substitute House Bill 2493 -- Chapter 125, Laws of 2014)

It is clarified that land primarily used to grow horticultural plants in pots does qualify for the current use classification as agricultural and farm land under the open space property tax program, with limitations. Additional limitations are provided with regard to qualification for open space property tax rates for growing horticultural plants in pots, as follows: the plants cannot be purchased from other growers for retail sale; the land does not qualify if more than 25 percent of land of less than five acres is used for retail sales to the general public; and the paved portion does not qualify if more than 20 percent of land of any size is paved.

Consolidating designated forest lands and open space timber lands for ease of administration (Senate Bill 6180 -- Chapter 137, Laws of 2014)

A county legislative authority is authorized to, at its option, merge the county's open space timber program into its designated forest land program by ordinance. Notice requirements are included for both affected landowners and the Department of Revenue. The removal of land from an open space timber land program as a result of a merger is exempt from tax penalties. The minimum size requirement for land to be designated as forest land is lowered from 20 acres to 5 acres, consistent with the size requirement for open space timber land.

Promoting affordable housing in unincorporated areas of rural counties within urban growth areas (Engrossed Second Substitute Senate Bill 6330 -- Chapter 96, Laws of 2014)

Rural counties may offer a property tax exemption for multi-family housing projects within unincorporated urban growth areas. The Joint Legislative Audit and Review Committee must assess the performance of the tax preference with reference to the intent and public policy objective. The property tax exemption for properties located in rural counties expires on January 1, 2020.

Providing greater consistency in how nonprofit tax-exempt property may be used without jeopardizing the property's tax-exempt status (Senate Bill 6405 -- Chapter 99, Laws of 2014)

Standardized criteria are established regarding the nonexempt use of tax-exempt property owned by nonprofit organizations.

Exempting levies imposed by qualifying flood control zone districts from certain limitations upon regular property tax levies (House Bill 1940 -- Chapter 170, Laws of 2015)

A county-wide flood control zone district located in a county with a population of 775,000, or a county-wide flood control zone district located in the Chehalis River Basin, may protect up to \$0.25 of its property tax levy rate from reduction or elimination under the \$5.90 aggregate rate limit, beginning with taxes levied for collection in 2018.

Concerning property tax exemptions for service-connected disabled veterans and senior citizens (SSB 5186 -- Chapter 30, Laws of 2015, 3rd Special Session)

Income thresholds for property tax relief programs for senior citizens and disabled persons are increased by \$5,000 for taxes due beginning in 2016.

Concerning refunds of property taxes paid as a result of manifest errors in descriptions of property (SSB 5276 -- Chapter 174, Laws of 2015)

County legislative authorities are permitted to issue property tax refunds more than three years after the due date of the payment for taxes paid as a result of manifest errors in the descriptions of property. County legislative authorities are also permitted to authorize a correction of manifest error in a property value assessment or tax roll more than three years after the error is discovered.

Providing a property tax exemption for the value of new construction of industrial/manufacturing facilities in target urban areas (ESB 5761 -- Chapter 9, Laws of 2015, 1st Special Session)

A ten-year property tax exemption is provided on the value of new construction of industrial/manufacturing facilities that create family living wage jobs in certain areas.

Modifying a property tax exemption for property owned by nonprofit fair associations (ESSB 6057 (Part XX) -- Chapter 6, Laws of 2015, 3rd Special Session)

The expiration date for the property tax exemption for real and personal property owned by a qualifying nonprofit fair association and used for fair purposes is removed. Beginning January 1, 2019, if any portion of the exempt property is rented for more than 50 consecutive days during any calendar year, the rental is subject to leasehold excise tax.

Increasing the state property tax and modifying local school levies (EHB 2242 -- Chapter 13, Laws of 2017, 3rd sp.s.)

The state property tax rate is increased to \$2.70 per thousand dollars of assessed value beginning in calendar year 2018 and a new formula for the local school district levy lid calculation is provided.

Providing property tax relief by reducing calendar year 2019 state property taxes and redirecting revenue to the education legacy trust account for fiscal year 2019 (ESSB 6614 -- Chapter 295, Laws of 2018)

The aggregate state property tax levy rate is reduced from \$2.70 per \$1,000 of assessed value to \$2.40 per \$1,000 of assessed value for taxes levied for collection in calendar year 2019. \$935 million dollars of the additional state levy is redirected to the education legacy trust account in fiscal year 2019.

Timber Excise Tax

The timber excise tax is imposed on all timber harvests. The timber excise tax is expected to generate \$4.9 million to the state general fund in the 2017-19 biennium. This comprises about 0.1 percent of state general fund revenues.

Tax Base:

The tax is levied on the stumpage value at harvest from all public and private lands.

Rate:

The rate of tax is 5 percent of the harvest value of the logs from public and private lands. A county may impose a 4 percent tax on timber harvested from public and privately-owned land within the county that is credited against the state tax. Therefore, the counties receives 4 percent and the state receives 1 percent.

Exemptions:

There is a simplified method of taxation for small harvesters, who are defined as individuals or companies cutting less than 2.0 million board feet per year. Timber harvested by youth character building organizations from their property tax exempt land is exempt from the timber excise tax. In addition, harvesters incurring less than \$50 per quarter in tax liability in any calendar year are exempt.

Credits:

A credit is allowed against the state tax for any county tax that is imposed.

A credit is allowed against the state tax for any property taxes paid on privately owned timber on state and local lands.

A credit against the state tax is authorized for timber harvested on land subject to enhanced aquatic resources requirements. The

credit is equal to the stumpage value of timber harvested for sale or for commercial or industrial use multiplied by 0.8 percent, except for a small harvester, the credit is equal to 16 percent of the tax otherwise imposed. The credit is reduced by any compensation received from the federal government for reduced timber harvest due to enhanced aquatic resource requirements.

Distribution of Revenues:

Both state and county revenues are deposited in the timber tax distribution account. Funds are distributed quarterly to the state and to counties. County receipts are further distributed to taxing districts by a formula which reflects the assessed value of forest land in the respective districts. Districts that have approved excess property tax levies for capital purposes receive funds first. Next, funds are distributed to school districts in relation to their excess levy rates. Any remaining funds in the timber tax distribution account are shared by all local districts.

Public Utility District Privilege Tax

The public utility district privilege tax applies to the electric generating facilities of public utility districts for the privilege of operating. The tax is in addition to state and local public utility taxes. The tax is estimated to produce \$114.9 million in the 2017-19 biennium for the state general fund. This comprises about 0.25 percent of state general fund revenues.

Tax Base:

The tax is based on the gross revenue derived from the sale of energy, the number of kilowatt-hours sold, and the wholesale value of energy produced in thermal electric generating plants.

Rate:

For hydroelectric dams and other facilities, the rate of tax is 2.14 percent of gross revenues from the sale of power to consumers through the district's distribution system and 5.35 percent of the

first \$0.004 per kilowatt-hour 1) of the wholesale value of self-generated energy distributed to consumers by a district and 2) of revenue obtained from sales of self-generated energy for resale. The rate of tax for thermal electric generating facilities (Hanford) is 1.605% of the wholesale value of energy produced for sale or use.

Major Exemptions:

Net uncollectible amounts.

Distribution of Revenues:

Receipts are distributed through a complex formula to the state, the counties, and local taxing districts.

Watercraft Excise Tax

The watercraft excise tax is an annual tax imposed on watercraft in lieu of a property tax. The tax is estimated to produce \$29.6 million in the 2017-19 biennium for the state general fund. This comprises 0.07 percent of state general fund tax revenues.

Tax Base:

The tax applies to the fair market value of noncommercial boats which are used on Washington waters. Fair market value is the latest purchase price, reduced according to a depreciation schedule adopted by the Department of Revenue.

Rate:

The rate of tax is 0.5 percent of the value.

Major Exemptions:

Boats not required to be registered in Washington, commercial fishing boats, boats under 16 feet in length, government vessels, vessels owned by nonprofit youth organizations, and vessels in dealers' inventories which are not regularly rented are exempt from tax.

Distribution of Revenues:

Receipts are deposited in the state general fund.